

GRADUATE FOLLOW-UP REPORT



WILLIAM CAREY

U N I V E R S I T Y

Report on the 2016 WCU Graduates

CONTENTS

Art
Biology
Business Administration - Combined
Chemistry
Church Music
Criminal Justice
Elementary Education - Tradition
English
Health, P.E. & Recreation
History
Music
Music Performance
Music Therapy
Nursing - Hattiesburg
Nursing - Tradition
Psychology - Hattiesburg
Psychology - Tradition
Religion
Social Science
Speech Communication
Master of Biological Science
Master of Business Administration - Combined
Master of Education - Hattiesburg
Master of Education - Tradition
Master of Music in Church Music
Master of Music in Music Education
Master of Science in Counseling Psychology - Child and Adolescent
Master of Science in Counselor Education
Master of Science in Counseling Psychology - Counseling
Master of Science in Nursing–Master of Business Administration
Master of Science in Nursing - Hattiesburg
Master of Science in Nursing - Tradition
Specialist in Education - Educational Leadership - Hattiesburg
Specialist in Education - Educational Leadership - Tradition
Specialist in Education - Higher Education Administration
Doctor of Philosophy in Higher Education Administration

GRADUATE FOLLOW-UP REPORT

Date of Interview _____ Interviewer _____

Department _____ / Major _____

Name _____ Graduation Date _____

Phone number _____

Where are you employed? _____

Job description _____

2. I am presently an active member of a church 1. Yes 2. No Name of Church

5. Type of Employer: Church (5) Federal/State (4) Educational (3) Military (2) Private (1)

8. Job preparation received at William Carey University: Excellent(5) Good(4) Fair(3) Inadequate(2)

10. Are you: Presently enrolled in a graduate program (5) Plan to enroll in the near future (4)
Plan to enroll in the next five years (3) Do not plan to ever enroll in a graduate program (2)
Plan to pursue a military career (1)

14. Employment Status:

Full-Time in a related field(5) Full-time in unrelated field(4) Part-time related(3) Part-time unrelated(2)

18. Unemployed Status:

Unemployed and not seeking employment(5) Unemployed and seeking employment(4) Retired(3)

20. Do you recommend William Carey University to individuals seeking programs similar to the one you completed?

Yes (5) No(4)

24. Approximate GPA? 3.5-4 (5) 3.-3.5 (4) 2.5-3 (3) 2.-2.5 (2)

26. Community/Junior college transfer Yes (1) No (2)

Please indicate your level of satisfaction with the following aspects of your university experience at WCU:

29. Instruction in courses Excellent(5) Good(4) Fair(3) Poor(2)

31. Accessibility of instructors Excellent(5) Good(4) Fair(3) Poor(2)

33. Quality of career counseling Excellent(5) Good(4) Fair(3) Poor(2)

35. Overall academic degree program Excellent(5) Good(4) Fair(3) Poor(2)

List any civic activities with which you are involved and note your membership in any civic organizations

List church related activities or organizations in which you take an active part.

William Carey University
Graduate Follow-Up Survey 2017 Art

1 - I am presently an active member of a church								
Response Option	Weight	Frequency	Percent	Percent Responses		Means		
Yes	(1)	0	0%					
No	(2)	2	100%					
				0	25	50	75	100
Return Rate								
2/10 (20%)								


2 - Type of Employer:								
Response Option	Weight	Frequency	Percent	Percent Responses		Means		
Private	(5)	1	50%					
Military	(4)	0	0%					
Educational	(3)	1	50%					
Federal/State	(2)	0	0%					
Church	(1)	0	0%					
				0	25	50	75	100
Return Rate								
2/10 (20%)								


3 - Job preparation received at William Carey University:								
Response Option	Weight	Frequency	Percent	Percent Responses		Means		
Excellent	(4)	2	100%			4.00		
Good	(3)	0	0%					
Fair	(2)	0	0%					
Inadequate	(1)	0	0%					
				0	25	50	75	100
Return Rate	Mean	STD						
2/10 (20%)	4.00	0.00						

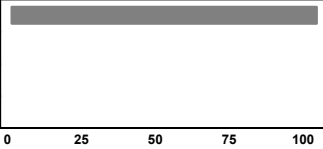
4 - Are you:								
Response Option	Weight	Frequency	Percent	Percent Responses		Means		
Presently enrolled in a graduate program	(1)	2	100%			1.00		
Plan to enroll in the near future	(2)	0	0%					
Plan to enroll in the next five years	(3)	0	0%					
Do not plan to ever enroll in a graduate program	(4)	0	0%					
Plan to pursue a military career	(5)	0	0%					
				0	25	50	75	100
Return Rate	Mean	STD						
2/10 (20%)	1.00	0.00						


5 - Employment Status:								
Response Option	Weight	Frequency	Percent	Percent Responses		Means		
Full-Time in a related field	(1)	1	50%			1.50		
Full-time in unrelated field	(2)	1	50%					
Part-time in a related field	(3)	0	0%					
Part-time in unrelated field	(4)	0	0%					
				0	25	50	75	100
Return Rate	Mean	STD						
2/10 (20%)	1.50	0.71						

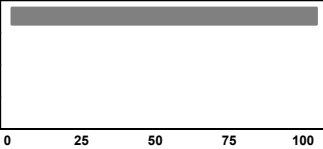
William Carey University
Graduate Follow-Up Survey 2017 Art

6 - Unemployed Status:					
Response Option	Weight	Frequency	Percent	Percent Responses	Means
Unemployed and not seeking employment	(1)	0	0%		
Unemployed and seeking employment	(2)	0	0%		
Retired	(3)	0	0%		
Not Applicable	(0)	2	100%		
				0 25 50 75 100	
Return Rate	Mean	STD			
2/10 (20%)	0.00	0.00			


7 - Do you recommend William Carey University to individuals seeking programs similar to the one you completed?					
Response Option	Weight	Frequency	Percent	Percent Responses	Means
Yes	(1)	2	100%		1.00
No	(2)	0	0%		
				0 25 50 75 100	Course
Return Rate	Mean	STD			
2/10 (20%)	1.00	0.00			


8 - Approximate GPA?					
Response Option	Weight	Frequency	Percent	Percent Responses	Means
3.5-4.0	(4)	2	100%		4.00
3.0-3.5	(3)	0	0%		
2.5-3.0	(2)	0	0%		
2.0-2.5	(1)	0	0%		
				0 25 50 75 100	Course
Return Rate	Mean	STD			
2/10 (20%)	4.00	0.00			



9 - Were you a Community or Junior college transfer?					
Response Option	Weight	Frequency	Percent	Percent Responses	Means
Yes	(1)	2	100%		1.00
No	(2)	0	0%		
				0 25 50 75 100	Course
Return Rate	Mean	STD			
2/10 (20%)	1.00	0.00			

10 - Instruction in courses -					
Response Option	Weight	Frequency	Percent	Percent Responses	Means
Excellent	(4)	2	100%		4.00
Good	(3)	0	0%		
Fair	(2)	0	0%		
Poor	(1)	0	0%		
				0 25 50 75 100	Course
Return Rate	Mean	STD			
2/10 (20%)	4.00	0.00			

William Carey University
Graduate Follow-Up Survey 2017 Art

11 - Accessibility of instructors-									
Response Option	Weight	Frequency	Percent	Percent Responses		Means			
Excellent	(4)	2	100%			4.00			
Good	(3)	0	0%						
Fair	(2)	0	0%						
Poor	(1)	0	0%						
				0	25	50	75	100	Course
Return Rate	Mean	STD							
2/10 (20%)	4.00	0.00							

12 - Quality of career counseling-									
Response Option	Weight	Frequency	Percent	Percent Responses		Means			
Excellent	(4)	2	100%			4.00			
Good	(3)	0	0%						
Fair	(2)	0	0%						
Poor	(1)	0	0%						
				0	25	50	75	100	Course
Return Rate	Mean	STD							
2/10 (20%)	4.00	0.00							

13 - Overall academic degree program -									
Response Option	Weight	Frequency	Percent	Percent Responses		Means			
Excellent	(4)	1	50%			3.50			
Good	(3)	1	50%						
Fair	(2)	0	0%						
Poor	(1)	0	0%						
				0	25	50	75	100	Course
Return Rate	Mean	STD							
2/10 (20%)	3.50	0.71							

William Carey University
Graduate Follow-Up Survey 2017 Biology

1 - I am presently an active member of a church								
Response Option	Weight	Frequency	Percent	Percent Responses		Means		
Yes	(1)	2	100%					
No	(2)	0	0%					
				0	25	50	75	100
Return Rate								
2/31 (6.45%)								

2 - Type of Employer:								
Response Option	Weight	Frequency	Percent	Percent Responses		Means		
Private	(5)	2	100%					
Military	(4)	0	0%					
Educational	(3)	0	0%					
Federal/State	(2)	0	0%					
Church	(1)	0	0%					
				0	25	50	75	100
Return Rate								
2/31 (6.45%)								

3 - Job preparation received at William Carey University:								
Response Option	Weight	Frequency	Percent	Percent Responses		Means		
Excellent	(4)	1	50%			3.50		
Good	(3)	1	50%					
Fair	(2)	0	0%					
Inadequate	(1)	0	0%					
				0	25	50	75	100
Return Rate	Mean	STD						
2/31 (6.45%)	3.50	0.71						

4 - Are you:								
Response Option	Weight	Frequency	Percent	Percent Responses		Means		
Presently enrolled in a graduate program	(1)	1	50%			1.50		
Plan to enroll in the near future	(2)	1	50%					
Plan to enroll in the next five years	(3)	0	0%					
Do not plan to ever enroll in a graduate program	(4)	0	0%					
Plan to pursue a military career	(5)	0	0%					
				0	25	50	75	100
Return Rate	Mean	STD						
2/31 (6.45%)	1.50	0.71						

5 - Employment Status:								
Response Option	Weight	Frequency	Percent	Percent Responses		Means		
Full-Time in a related field	(1)	0	0%			2.50		
Full-time in unrelated field	(2)	1	50%					
Part-time in a related field	(3)	1	50%					
Part-time in unrelated field	(4)	0	0%					
				0	25	50	75	100
Return Rate	Mean	STD						
2/31 (6.45%)	2.50	0.71						

William Carey University
Graduate Follow-Up Survey 2017 Biology

6 - Unemployed Status:					
Response Option	Weight	Frequency	Percent	Percent Responses	Means
Unemployed and not seeking employment	(1)	0	0%		
Unemployed and seeking employment	(2)	0	0%		
Retired	(3)	0	0%		
Not Applicable	(0)	2	100%		
				0 25 50 75 100	
Return Rate	Mean	STD			
2/31 (6.45%)	0.00	0.00			

7 - Do you recommend William Carey University to individuals seeking programs similar to the one you completed?					
Response Option	Weight	Frequency	Percent	Percent Responses	Means
Yes	(1)	1	100%		1.00
No	(2)	0	0%		
				0 25 50 75 100	Course
Return Rate	Mean	STD			
1/31 (3.23%)	1.00	0.00			

8 - Approximate GPA?					
Response Option	Weight	Frequency	Percent	Percent Responses	Means
3.5-4.0	(4)	1	50%		3.50
3.0-3.5	(3)	1	50%		
2.5-3.0	(2)	0	0%		
2.0-2.5	(1)	0	0%		
				0 25 50 75 100	Course
Return Rate	Mean	STD			
2/31 (6.45%)	3.50	0.71			

9 - Were you a Community or Junior college transfer?					
Response Option	Weight	Frequency	Percent	Percent Responses	Means
Yes	(1)	1	50%		1.50
No	(2)	1	50%		
				0 25 50 75 100	Course
Return Rate	Mean	STD			
2/31 (6.45%)	1.50	0.71			

10 - Instruction in courses -					
Response Option	Weight	Frequency	Percent	Percent Responses	Means
Excellent	(4)	1	50%		3.50
Good	(3)	1	50%		
Fair	(2)	0	0%		
Poor	(1)	0	0%		
				0 25 50 75 100	Course
Return Rate	Mean	STD			
2/31 (6.45%)	3.50	0.71			

William Carey University
Graduate Follow-Up Survey 2017 Biology

11 - Accessibility of instructors-									
Response Option	Weight	Frequency	Percent	Percent Responses		Means			
Excellent	(4)	2	100%			4.00			
Good	(3)	0	0%						
Fair	(2)	0	0%						
Poor	(1)	0	0%						
				0	25	50	75	100	Course
Return Rate	Mean	STD							
2/31 (6.45%)	4.00	0.00							

12 - Quality of career counseling-									
Response Option	Weight	Frequency	Percent	Percent Responses		Means			
Excellent	(4)	0	0%			3.00			
Good	(3)	2	100%						
Fair	(2)	0	0%						
Poor	(1)	0	0%						
				0	25	50	75	100	Course
Return Rate	Mean	STD							
2/31 (6.45%)	3.00	0.00							

13 - Overall academic degree program -									
Response Option	Weight	Frequency	Percent	Percent Responses		Means			
Excellent	(4)	1	50%			3.50			
Good	(3)	1	50%						
Fair	(2)	0	0%						
Poor	(1)	0	0%						
				0	25	50	75	100	Course
Return Rate	Mean	STD							
2/31 (6.45%)	3.50	0.71							

William Carey University
Graduate Follow-Up Survey 2017 Business Administration

1 - I am presently an active member of a church								
Response Option	Weight	Frequency	Percent	Percent Responses		Means		
Yes	(1)	7	100%					
No	(2)	0	0%					
				0	25	50	75	100
Return Rate								
7/65 (10.77%)								

2 - Type of Employer:								
Response Option	Weight	Frequency	Percent	Percent Responses		Means		
Private	(5)	4	80%					
Military	(4)	0	0%					
Educational	(3)	0	0%					
Federal/State	(2)	1	20%					
Church	(1)	0	0%					
				0	25	50	75	100
Return Rate								
5/65 (7.69%)								

3 - Job preparation received at William Carey University:								
Response Option	Weight	Frequency	Percent	Percent Responses		Means		
Excellent	(4)	4	57.14%			3.43		
Good	(3)	2	28.57%					
Fair	(2)	1	14.29%					
Inadequate	(1)	0	0%					
				0	25	50	75	100
Return Rate	Mean	STD						
7/65 (10.77%)	3.43	0.79						

4 - Are you:								
Response Option	Weight	Frequency	Percent	Percent Responses		Means		
Presently enrolled in a graduate program	(1)	2	28.57%			2.43		
Plan to enroll in the near future	(2)	2	28.57%					
Plan to enroll in the next five years	(3)	1	14.29%					
Do not plan to ever enroll in a graduate program	(4)	2	28.57%					
Plan to pursue a military career	(5)	0	0%					
				0	25	50	75	100
Return Rate	Mean	STD						
7/65 (10.77%)	2.43	1.27						

5 - Employment Status:								
Response Option	Weight	Frequency	Percent	Percent Responses		Means		
Full-Time in a related field	(1)	2	40%			1.60		
Full-time in unrelated field	(2)	3	60%					
Part-time in a related field	(3)	0	0%					
Part-time in unrelated field	(4)	0	0%					
				0	25	50	75	100
Return Rate	Mean	STD						
5/65 (7.69%)	1.60	0.55						

William Carey University
Graduate Follow-Up Survey 2017 Business Administration

6 - Unemployed Status:									
Response Option	Weight	Frequency	Percent	Percent Responses		Means			
Unemployed and not seeking employment	(1)	0	0%			2.00			
Unemployed and seeking employment	(2)	2	50%						
Retired	(3)	0	0%						
Not Applicable	(0)	2	50%						
				0	25	50	75	100	Course
Return Rate	Mean	STD							
4/65 (6.15%)	2.00	0.00							





7 - Do you recommend William Carey University to individuals seeking programs similar to the one you completed?									
Response Option	Weight	Frequency	Percent	Percent Responses		Means			
Yes	(1)	7	100%			1.00			
No	(2)	0	0%						
				0	25	50	75	100	Course
Return Rate	Mean	STD							
7/65 (10.77%)	1.00	0.00							





8 - Approximate GPA?									
Response Option	Weight	Frequency	Percent	Percent Responses		Means			
3.5-4.0	(4)	5	71.43%			3.57			
3.0-3.5	(3)	1	14.29%						
2.5-3.0	(2)	1	14.29%						
2.0-2.5	(1)	0	0%						
				0	25	50	75	100	Course
Return Rate	Mean	STD							
7/65 (10.77%)	3.57	0.79							




9 - Were you a Community or Junior college transfer?									
Response Option	Weight	Frequency	Percent	Percent Responses		Means			
Yes	(1)	4	57.14%			1.43			
No	(2)	3	42.86%						
				0	25	50	75	100	Course
Return Rate	Mean	STD							
7/65 (10.77%)	1.43	0.53							

10 - Instruction in courses -									
Response Option	Weight	Frequency	Percent	Percent Responses		Means			
Excellent	(4)	5	71.43%			3.71			
Good	(3)	2	28.57%						
Fair	(2)	0	0%						
Poor	(1)	0	0%						
				0	25	50	75	100	Course
Return Rate	Mean	STD							
7/65 (10.77%)	3.71	0.49							

William Carey University
Graduate Follow-Up Survey 2017 Business Administration

11 - Accessibility of instructors-						
Response Option	Weight	Frequency	Percent	Percent Responses	Means	
Excellent	(4)	5	71.43%			
Good	(3)	1	14.29%			
Fair	(2)	1	14.29%			
Poor	(1)	0	0%			
				0 25 50 75 100	Course	
Return Rate	Mean	STD				
7/65 (10.77%)	3.57	0.79				

12 - Quality of career counseling-						
Response Option	Weight	Frequency	Percent	Percent Responses	Means	
Excellent	(4)	5	71.43%			
Good	(3)	1	14.29%			
Fair	(2)	0	0%			
Poor	(1)	1	14.29%			
				0 25 50 75 100	Course	
Return Rate	Mean	STD				
7/65 (10.77%)	3.43	1.13				

13 - Overall academic degree program -						
Response Option	Weight	Frequency	Percent	Percent Responses	Means	
Excellent	(4)	5	71.43%			
Good	(3)	2	28.57%			
Fair	(2)	0	0%			
Poor	(1)	0	0%			
				0 25 50 75 100	Course	
Return Rate	Mean	STD				
7/65 (10.77%)	3.71	0.49				

William Carey University
Graduate Follow-Up Survey 2017 Chemistry

1 - I am presently an active member of a church

Response Option	Weight	Frequency	Percent	Percent Responses					Means
Yes	(1)	1	100%						
No	(2)	0	0%						
				0	25	50	75	100	
Return Rate									
1/4 (25%)									

2 - Type of Employer:

Response Option	Weight	Frequency	Percent	Percent Responses					Means
Private	(5)	0	0%						
Military	(4)	0	0%						
Educational	(3)	0	0%						
Federal/State	(2)	0	0%						
Church	(1)	0	0%						
				0	25	50	75	100	
Return Rate									
0/4 (0%)									

3 - Job preparation received at William Carey University:

Response Option	Weight	Frequency	Percent	Percent Responses					Means
Excellent	(4)	0	0%						
Good	(3)	0	0%						
Fair	(2)	0	0%						
Inadequate	(1)	0	0%						
				0	25	50	75	100	
Return Rate	Mean	STD							
0/4 (0%)	0.00	0.00							

4 - Are you:

Response Option	Weight	Frequency	Percent	Percent Responses					Means
Presently enrolled in a graduate program	(1)	1	100%						1.00
Plan to enroll in the near future	(2)	0	0%						
Plan to enroll in the next five years	(3)	0	0%						
Do not plan to ever enroll in a graduate program	(4)	0	0%						
Plan to pursue a military career	(5)	0	0%						
				0	25	50	75	100	Course
Return Rate	Mean	STD							
1/4 (25%)	1.00	0.00							

5 - Employment Status:

Response Option	Weight	Frequency	Percent	Percent Responses					Means
Full-Time in a related field	(1)	0	0%						
Full-time in unrelated field	(2)	0	0%						
Part-time in a related field	(3)	0	0%						
Part-time in unrelated field	(4)	0	0%						
				0	25	50	75	100	
Return Rate	Mean	STD							
0/4 (0%)	0.00	0.00							

William Carey University
Graduate Follow-Up Survey 2017 Chemistry

6 - Unemployed Status:

Response Option	Weight	Frequency	Percent	Percent Responses	Means
Unemployed and not seeking employment	(1)	0	0%		2.00
Unemployed and seeking employment	(2)	1	100%		
Retired	(3)	0	0%		
Not Applicable	(0)	0	0%		
				0 25 50 75 100	Course
Return Rate	Mean	STD			
1/4 (25%)	2.00	0.00			

7 - Do you recommend William Carey University to individuals seeking programs similar to the one you completed?

Response Option	Weight	Frequency	Percent	Percent Responses	Means
Yes	(1)	1	100%		1.00
No	(2)	0	0%		
				0 25 50 75 100	Course
Return Rate	Mean	STD			
1/4 (25%)	1.00	0.00			

8 - Approximate GPA?

Response Option	Weight	Frequency	Percent	Percent Responses	Means
3.5-4.0	(4)	1	100%		4.00
3.0-3.5	(3)	0	0%		
2.5-3.0	(2)	0	0%		
2.0-2.5	(1)	0	0%		
				0 25 50 75 100	Course
Return Rate	Mean	STD			
1/4 (25%)	4.00	0.00			

9 - Were you a Community or Junior college transfer?

Response Option	Weight	Frequency	Percent	Percent Responses	Means
Yes	(1)	0	0%		2.00
No	(2)	1	100%		
				0 25 50 75 100	Course
Return Rate	Mean	STD			
1/4 (25%)	2.00	0.00			

10 - Instruction in courses -

Response Option	Weight	Frequency	Percent	Percent Responses	Means
Excellent	(4)	1	100%		4.00
Good	(3)	0	0%		
Fair	(2)	0	0%		
Poor	(1)	0	0%		
				0 25 50 75 100	Course
Return Rate	Mean	STD			
1/4 (25%)	4.00	0.00			

William Carey University
 Graduate Follow-Up Survey 2017 Chemistry

11 - Accessibility of instructors-									
Response Option	Weight	Frequency	Percent	Percent Responses		Means			
Excellent	(4)	1	100%			4.00			
Good	(3)	0	0%						
Fair	(2)	0	0%						
Poor	(1)	0	0%						
				0	25	50	75	100	Course
Return Rate	Mean	STD							
1/4 (25%)	4.00	0.00							

12 - Quality of career counseling-									
Response Option	Weight	Frequency	Percent	Percent Responses		Means			
Excellent	(4)	1	100%			4.00			
Good	(3)	0	0%						
Fair	(2)	0	0%						
Poor	(1)	0	0%						
				0	25	50	75	100	Course
Return Rate	Mean	STD							
1/4 (25%)	4.00	0.00							

13 - Overall academic degree program -									
Response Option	Weight	Frequency	Percent	Percent Responses		Means			
Excellent	(4)	1	100%			4.00			
Good	(3)	0	0%						
Fair	(2)	0	0%						
Poor	(1)	0	0%						
				0	25	50	75	100	Course
Return Rate	Mean	STD							
1/4 (25%)	4.00	0.00							

William Carey University
Graduate Follow-Up Survey 2017 Church Music

1 - I am presently an active member of a church								
Response Option	Weight	Frequency	Percent	Percent Responses		Means		
Yes	(1)	2	100%					
No	(2)	0	0%					
				0	25	50	75	100
Return Rate								
2/3 (66.67%)								

2 - Type of Employer:								
Response Option	Weight	Frequency	Percent	Percent Responses		Means		
Private	(5)	1	50%					
Military	(4)	0	0%					
Educational	(3)	1	50%					
Federal/State	(2)	0	0%					
Church	(1)	0	0%					
				0	25	50	75	100
Return Rate								
2/3 (66.67%)								

3 - Job preparation received at William Carey University:								
Response Option	Weight	Frequency	Percent	Percent Responses		Means		
Excellent	(4)	0	0%			3.00		
Good	(3)	2	100%					
Fair	(2)	0	0%					
Inadequate	(1)	0	0%					
				0	25	50	75	100
Return Rate	Mean	STD						
2/3 (66.67%)	3.00	0.00						

4 - Are you:								
Response Option	Weight	Frequency	Percent	Percent Responses		Means		
Presently enrolled in a graduate program	(1)	1	50%			2.50		
Plan to enroll in the near future	(2)	0	0%					
Plan to enroll in the next five years	(3)	0	0%					
Do not plan to ever enroll in a graduate program	(4)	1	50%					
Plan to pursue a military career	(5)	0	0%					
				0	25	50	75	100
Return Rate	Mean	STD						
2/3 (66.67%)	2.50	2.12						

5 - Employment Status:								
Response Option	Weight	Frequency	Percent	Percent Responses		Means		
Full-Time in a related field	(1)	0	0%			2.00		
Full-time in unrelated field	(2)	2	100%					
Part-time in a related field	(3)	0	0%					
Part-time in unrelated field	(4)	0	0%					
				0	25	50	75	100
Return Rate	Mean	STD						
2/3 (66.67%)	2.00	0.00						

William Carey University
Graduate Follow-Up Survey 2017 Church Music

6 - Unemployed Status:								
Response Option	Weight	Frequency	Percent	Percent Responses		Means		
Unemployed and not seeking employment	(1)	0	0%					
Unemployed and seeking employment	(2)	0	0%					
Retired	(3)	0	0%					
Not Applicable	(0)	1	100%					
				0	25	50	75	100
Return Rate	Mean	STD						
1/3 (33.33%)	0.00	0.00						

7 - Do you recommend William Carey University to individuals seeking programs similar to the one you completed?								
Response Option	Weight	Frequency	Percent	Percent Responses		Means		
Yes	(1)	2	100%			1.00		
No	(2)	0	0%					
				0	25	50	75	100
Return Rate	Mean	STD						
2/3 (66.67%)	1.00	0.00						

8 - Approximate GPA?								
Response Option	Weight	Frequency	Percent	Percent Responses		Means		
3.5-4.0	(4)	2	100%			4.00		
3.0-3.5	(3)	0	0%					
2.5-3.0	(2)	0	0%					
2.0-2.5	(1)	0	0%					
				0	25	50	75	100
Return Rate	Mean	STD						
2/3 (66.67%)	4.00	0.00						

9 - Were you a Community or Junior college transfer?								
Response Option	Weight	Frequency	Percent	Percent Responses		Means		
Yes	(1)	1	50%			1.50		
No	(2)	1	50%					
				0	25	50	75	100
Return Rate	Mean	STD						
2/3 (66.67%)	1.50	0.71						

10 - Instruction in courses -								
Response Option	Weight	Frequency	Percent	Percent Responses		Means		
Excellent	(4)	1	50%			3.50		
Good	(3)	1	50%					
Fair	(2)	0	0%					
Poor	(1)	0	0%					
				0	25	50	75	100
Return Rate	Mean	STD						
2/3 (66.67%)	3.50	0.71						

William Carey University
Graduate Follow-Up Survey 2017 Church Music

11 - Accessibility of instructors-									
Response Option	Weight	Frequency	Percent	Percent Responses		Means			
Excellent	(4)	2	100%			4.00			
Good	(3)	0	0%						
Fair	(2)	0	0%						
Poor	(1)	0	0%						
				0	25	50	75	100	Course
Return Rate	Mean	STD							
2/3 (66.67%)	4.00	0.00							

12 - Quality of career counseling-									
Response Option	Weight	Frequency	Percent	Percent Responses		Means			
Excellent	(4)	0	0%			2.50			
Good	(3)	1	50%						
Fair	(2)	1	50%						
Poor	(1)	0	0%						
				0	25	50	75	100	Course
Return Rate	Mean	STD							
2/3 (66.67%)	2.50	0.71							

13 - Overall academic degree program -									
Response Option	Weight	Frequency	Percent	Percent Responses		Means			
Excellent	(4)	1	50%			3.50			
Good	(3)	1	50%						
Fair	(2)	0	0%						
Poor	(1)	0	0%						
				0	25	50	75	100	Course
Return Rate	Mean	STD							
2/3 (66.67%)	3.50	0.71							

William Carey University
Graduate Follow-Up Survey 2017 Criminal Justice

1 - I am presently an active member of a church								
Response Option	Weight	Frequency	Percent	Percent Responses		Means		
Yes	(1)	2	40%					
No	(2)	3	60%					
				0	25	50	75	100
Return Rate								
5/20 (25%)								

2 - Type of Employer:								
Response Option	Weight	Frequency	Percent	Percent Responses		Means		
Private	(5)	1	25%					
Military	(4)	0	0%					
Educational	(3)	0	0%					
Federal/State	(2)	3	75%					
Church	(1)	0	0%					
				0	25	50	75	100
Return Rate								
4/20 (20%)								

3 - Job preparation received at William Carey University:								
Response Option	Weight	Frequency	Percent	Percent Responses		Means		
Excellent	(4)	3	60%			3.60		
Good	(3)	2	40%					
Fair	(2)	0	0%					
Inadequate	(1)	0	0%					
				0	25	50	75	100
Return Rate	Mean	STD						
5/20 (25%)	3.60	0.55						

4 - Are you:								
Response Option	Weight	Frequency	Percent	Percent Responses		Means		
Presently enrolled in a graduate program	(1)	1	20%			2.20		
Plan to enroll in the near future	(2)	2	40%					
Plan to enroll in the next five years	(3)	2	40%					
Do not plan to ever enroll in a graduate program	(4)	0	0%					
Plan to pursue a military career	(5)	0	0%					
				0	25	50	75	100
Return Rate	Mean	STD						
5/20 (25%)	2.20	0.84						

5 - Employment Status:								
Response Option	Weight	Frequency	Percent	Percent Responses		Means		
Full-Time in a related field	(1)	4	100%			1.00		
Full-time in unrelated field	(2)	0	0%					
Part-time in a related field	(3)	0	0%					
Part-time in unrelated field	(4)	0	0%					
				0	25	50	75	100
Return Rate	Mean	STD						
4/20 (20%)	1.00	0.00						

William Carey University
Graduate Follow-Up Survey 2017 Criminal Justice

6 - Unemployed Status:									
Response Option	Weight	Frequency	Percent	Percent Responses		Means			
Unemployed and not seeking employment	(1)	0	0%			2.00			
Unemployed and seeking employment	(2)	1	25%						
Retired	(3)	0	0%						
Not Applicable	(0)	3	75%						
				0	25	50	75	100	Course
Return Rate	Mean	STD							
4/20 (20%)	2.00	0.00							


7 - Do you recommend William Carey University to individuals seeking programs similar to the one you completed?									
Response Option	Weight	Frequency	Percent	Percent Responses		Means			
Yes	(1)	5	100%			1.00			
No	(2)	0	0%						
				0	25	50	75	100	Course
Return Rate	Mean	STD							
5/20 (25%)	1.00	0.00							



8 - Approximate GPA?									
Response Option	Weight	Frequency	Percent	Percent Responses		Means			
3.5-4.0	(4)	0	0%			2.40			
3.0-3.5	(3)	3	60%						
2.5-3.0	(2)	1	20%						
2.0-2.5	(1)	1	20%						
				0	25	50	75	100	Course
Return Rate	Mean	STD							
5/20 (25%)	2.40	0.89							


9 - Were you a Community or Junior college transfer?									
Response Option	Weight	Frequency	Percent	Percent Responses		Means			
Yes	(1)	5	100%			1.00			
No	(2)	0	0%						
				0	25	50	75	100	Course
Return Rate	Mean	STD							
5/20 (25%)	1.00	0.00							

10 - Instruction in courses -									
Response Option	Weight	Frequency	Percent	Percent Responses		Means			
Excellent	(4)	5	100%			4.00			
Good	(3)	0	0%						
Fair	(2)	0	0%						
Poor	(1)	0	0%						
				0	25	50	75	100	Course
Return Rate	Mean	STD							
5/20 (25%)	4.00	0.00							

William Carey University
Graduate Follow-Up Survey 2017 Criminal Justice

11 - Accessibility of instructors-									
Response Option	Weight	Frequency	Percent	Percent Responses		Means			
Excellent	(4)	5	100%			4.00			
Good	(3)	0	0%						
Fair	(2)	0	0%						
Poor	(1)	0	0%						
				0	25	50	75	100	Course
Return Rate	Mean	STD							
5/20 (25%)	4.00	0.00							

12 - Quality of career counseling-									
Response Option	Weight	Frequency	Percent	Percent Responses		Means			
Excellent	(4)	3	75%			3.75			
Good	(3)	1	25%						
Fair	(2)	0	0%						
Poor	(1)	0	0%						
				0	25	50	75	100	Course
Return Rate	Mean	STD							
4/20 (20%)	3.75	0.50							

13 - Overall academic degree program -									
Response Option	Weight	Frequency	Percent	Percent Responses		Means			
Excellent	(4)	5	100%			4.00			
Good	(3)	0	0%						
Fair	(2)	0	0%						
Poor	(1)	0	0%						
				0	25	50	75	100	Course
Return Rate	Mean	STD							
5/20 (25%)	4.00	0.00							

William Carey University
Graduate Follow-Up Survey 2017 Elementary Education - Tradition

1 - I am presently an active member of a church								
Response Option	Weight	Frequency	Percent	Percent Responses		Means		
Yes	(1)	1	100%					
No	(2)	0	0%					
				0	25	50	75	100
Return Rate								
1/17 (5.88%)								

2 - Type of Employer:								
Response Option	Weight	Frequency	Percent	Percent Responses		Means		
Private	(5)	0	0%					
Military	(4)	0	0%					
Educational	(3)	1	100%					
Federal/State	(2)	0	0%					
Church	(1)	0	0%					
				0	25	50	75	100
Return Rate								
1/17 (5.88%)								

3 - Job preparation received at William Carey University:								
Response Option	Weight	Frequency	Percent	Percent Responses		Means		
Excellent	(4)	0	0%			3.00		
Good	(3)	1	100%					
Fair	(2)	0	0%					
Inadequate	(1)	0	0%					
				0	25	50	75	100
Return Rate	Mean	STD						
1/17 (5.88%)	3.00	0.00						

4 - Are you:								
Response Option	Weight	Frequency	Percent	Percent Responses		Means		
Presently enrolled in a graduate program	(1)	1	100%			1.00		
Plan to enroll in the near future	(2)	0	0%					
Plan to enroll in the next five years	(3)	0	0%					
Do not plan to ever enroll in a graduate program	(4)	0	0%					
Plan to pursue a military career	(5)	0	0%					
				0	25	50	75	100
Return Rate	Mean	STD						
1/17 (5.88%)	1.00	0.00						

5 - Employment Status:								
Response Option	Weight	Frequency	Percent	Percent Responses		Means		
Full-Time in a related field	(1)	1	100%			1.00		
Full-time in unrelated field	(2)	0	0%					
Part-time in a related field	(3)	0	0%					
Part-time in unrelated field	(4)	0	0%					
				0	25	50	75	100
Return Rate	Mean	STD						
1/17 (5.88%)	1.00	0.00						

William Carey University
Graduate Follow-Up Survey 2017 Elementary Education - Tradition

6 - Unemployed Status:								
Response Option	Weight	Frequency	Percent	Percent Responses		Means		
Unemployed and not seeking employment	(1)	0	0%					
Unemployed and seeking employment	(2)	0	0%					
Retired	(3)	0	0%					
Not Applicable	(0)	1	100%					
				0	25	50	75	100
Return Rate	Mean	STD						
1/17 (5.88%)	0.00	0.00						

7 - Do you recommend William Carey University to individuals seeking programs similar to the one you completed?								
Response Option	Weight	Frequency	Percent	Percent Responses		Means		
Yes	(1)	1	100%			1.00		
No	(2)	0	0%					
				0	25	50	75	100
Return Rate	Mean	STD						
1/17 (5.88%)	1.00	0.00						

8 - Approximate GPA?								
Response Option	Weight	Frequency	Percent	Percent Responses		Means		
3.5-4.0	(4)	0	0%			3.00		
3.0-3.5	(3)	1	100%					
2.5-3.0	(2)	0	0%					
2.0-2.5	(1)	0	0%					
				0	25	50	75	100
Return Rate	Mean	STD						
1/17 (5.88%)	3.00	0.00						

9 - Were you a Community or Junior college transfer?								
Response Option	Weight	Frequency	Percent	Percent Responses		Means		
Yes	(1)	1	100%			1.00		
No	(2)	0	0%					
				0	25	50	75	100
Return Rate	Mean	STD						
1/17 (5.88%)	1.00	0.00						

10 - Instruction in courses -								
Response Option	Weight	Frequency	Percent	Percent Responses		Means		
Excellent	(4)	1	100%			4.00		
Good	(3)	0	0%					
Fair	(2)	0	0%					
Poor	(1)	0	0%					
				0	25	50	75	100
Return Rate	Mean	STD						
1/17 (5.88%)	4.00	0.00						

William Carey University
Graduate Follow-Up Survey 2017 Elementary Education - Tradition

11 - Accessibility of instructors-									
Response Option	Weight	Frequency	Percent	Percent Responses		Means			
Excellent	(4)	1	100%			4.00			
Good	(3)	0	0%						
Fair	(2)	0	0%						
Poor	(1)	0	0%						
				0	25	50	75	100	Course
Return Rate	Mean	STD							
1/17 (5.88%)	4.00	0.00							

12 - Quality of career counseling-									
Response Option	Weight	Frequency	Percent	Percent Responses		Means			
Excellent	(4)	0	0%			3.00			
Good	(3)	1	100%						
Fair	(2)	0	0%						
Poor	(1)	0	0%						
				0	25	50	75	100	Course
Return Rate	Mean	STD							
1/17 (5.88%)	3.00	0.00							

13 - Overall academic degree program -									
Response Option	Weight	Frequency	Percent	Percent Responses		Means			
Excellent	(4)	1	100%			4.00			
Good	(3)	0	0%						
Fair	(2)	0	0%						
Poor	(1)	0	0%						
				0	25	50	75	100	Course
Return Rate	Mean	STD							
1/17 (5.88%)	4.00	0.00							

William Carey University
Graduate Follow-Up Survey 2017 English

1 - I am presently an active member of a church								
Response Option	Weight	Frequency	Percent	Percent Responses		Means		
Yes	(1)	1	25%					
No	(2)	3	75%					
				0	25	50	75	100
Return Rate								
4/28 (14.29%)								

2 - Type of Employer:								
Response Option	Weight	Frequency	Percent	Percent Responses		Means		
Private	(5)	2	66.67%					
Military	(4)	0	0%					
Educational	(3)	1	33.33%					
Federal/State	(2)	0	0%					
Church	(1)	0	0%					
				0	25	50	75	100
Return Rate								
3/28 (10.71%)								

3 - Job preparation received at William Carey University:								
Response Option	Weight	Frequency	Percent	Percent Responses		Means		
Excellent	(4)	0	0%			2.50		
Good	(3)	3	75%					
Fair	(2)	0	0%					
Inadequate	(1)	1	25%					
				0	25	50	75	100
Return Rate	Mean	STD						
4/28 (14.29%)	2.50	1.00						

4 - Are you:								
Response Option	Weight	Frequency	Percent	Percent Responses		Means		
Presently enrolled in a graduate program	(1)	2	50%			2.25		
Plan to enroll in the near future	(2)	0	0%					
Plan to enroll in the next five years	(3)	1	25%					
Do not plan to ever enroll in a graduate program	(4)	1	25%					
Plan to pursue a military career	(5)	0	0%					
				0	25	50	75	100
Return Rate	Mean	STD						
4/28 (14.29%)	2.25	1.50						

5 - Employment Status:								
Response Option	Weight	Frequency	Percent	Percent Responses		Means		
Full-Time in a related field	(1)	0	0%			2.33		
Full-time in unrelated field	(2)	2	66.67%					
Part-time in a related field	(3)	1	33.33%					
Part-time in unrelated field	(4)	0	0%					
				0	25	50	75	100
Return Rate	Mean	STD						
3/28 (10.71%)	2.33	0.58						

William Carey University
Graduate Follow-Up Survey 2017 English

6 - Unemployed Status:						
Response Option	Weight	Frequency	Percent	Percent Responses	Means	
Unemployed and not seeking employment	(1)	1	25%		1.00	
Unemployed and seeking employment	(2)	0	0%			
Retired	(3)	0	0%			
Not Applicable	(0)	3	75%			
				0 25 50 75 100	Course	
Return Rate	Mean	STD				
4/28 (14.29%)	1.00	0.00				

7 - Do you recommend William Carey University to individuals seeking programs similar to the one you completed?						
Response Option	Weight	Frequency	Percent	Percent Responses	Means	
Yes	(1)	3	75%		1.25	
No	(2)	1	25%			
				0 25 50 75 100	Course	
Return Rate	Mean	STD				
4/28 (14.29%)	1.25	0.50				

8 - Approximate GPA?						
Response Option	Weight	Frequency	Percent	Percent Responses	Means	
3.5-4.0	(4)	4	100%		4.00	
3.0-3.5	(3)	0	0%			
2.5-3.0	(2)	0	0%			
2.0-2.5	(1)	0	0%			
				0 25 50 75 100	Course	
Return Rate	Mean	STD				
4/28 (14.29%)	4.00	0.00				

9 - Were you a Community or Junior college transfer?						
Response Option	Weight	Frequency	Percent	Percent Responses	Means	
Yes	(1)	2	50%		1.50	
No	(2)	2	50%			
				0 25 50 75 100	Course	
Return Rate	Mean	STD				
4/28 (14.29%)	1.50	0.58				

10 - Instruction in courses -						
Response Option	Weight	Frequency	Percent	Percent Responses	Means	
Excellent	(4)	3	75%		3.25	
Good	(3)	0	0%			
Fair	(2)	0	0%			
Poor	(1)	1	25%			
				0 25 50 75 100	Course	
Return Rate	Mean	STD				
4/28 (14.29%)	3.25	1.50				

William Carey University
Graduate Follow-Up Survey 2017 English

11 - Accessibility of instructors-									
Response Option	Weight	Frequency	Percent	Percent Responses		Means			
Excellent	(4)	3	75%			3.25			
Good	(3)	0	0%						
Fair	(2)	0	0%						
Poor	(1)	1	25%						
				0	25	50	75	100	Course
Return Rate	Mean	STD							
4/28 (14.29%)	3.25	1.50							

12 - Quality of career counseling-									
Response Option	Weight	Frequency	Percent	Percent Responses		Means			
Excellent	(4)	0	0%			2.00			
Good	(3)	1	25%						
Fair	(2)	2	50%						
Poor	(1)	1	25%						
				0	25	50	75	100	Course
Return Rate	Mean	STD							
4/28 (14.29%)	2.00	0.82							

13 - Overall academic degree program -									
Response Option	Weight	Frequency	Percent	Percent Responses		Means			
Excellent	(4)	1	25%			2.75			
Good	(3)	2	50%						
Fair	(2)	0	0%						
Poor	(1)	1	25%						
				0	25	50	75	100	Course
Return Rate	Mean	STD							
4/28 (14.29%)	2.75	1.26							

William Carey University
Graduate Follow-Up Survey 2017 Health, Physical Education, and Recreation

1 - I am presently an active member of a church								
Response Option	Weight	Frequency	Percent	Percent Responses		Means		
Yes	(1)	1	50%					
No	(2)	1	50%					
				0	25	50	75	100
Return Rate								
2/42 (4.76%)								

2 - Type of Employer:								
Response Option	Weight	Frequency	Percent	Percent Responses		Means		
Private	(5)	0	0%					
Military	(4)	0	0%					
Educational	(3)	2	100%					
Federal/State	(2)	0	0%					
Church	(1)	0	0%					
				0	25	50	75	100
Return Rate								
2/42 (4.76%)								

3 - Job preparation received at William Carey University:								
Response Option	Weight	Frequency	Percent	Percent Responses		Means		
Excellent	(4)	2	100%			4.00		
Good	(3)	0	0%					
Fair	(2)	0	0%					
Inadequate	(1)	0	0%					
				0	25	50	75	100
Return Rate	Mean	STD						
2/42 (4.76%)	4.00	0.00						

4 - Are you:								
Response Option	Weight	Frequency	Percent	Percent Responses		Means		
Presently enrolled in a graduate program	(1)	0	0%			2.50		
Plan to enroll in the near future	(2)	1	50%					
Plan to enroll in the next five years	(3)	1	50%					
Do not plan to ever enroll in a graduate program	(4)	0	0%					
Plan to pursue a military career	(5)	0	0%					
				0	25	50	75	100
Return Rate	Mean	STD						
2/42 (4.76%)	2.50	0.71						

5 - Employment Status:								
Response Option	Weight	Frequency	Percent	Percent Responses		Means		
Full-Time in a related field	(1)	1	50%			1.50		
Full-time in unrelated field	(2)	1	50%					
Part-time in a related field	(3)	0	0%					
Part-time in unrelated field	(4)	0	0%					
				0	25	50	75	100
Return Rate	Mean	STD						
2/42 (4.76%)	1.50	0.71						

William Carey University
Graduate Follow-Up Survey 2017 Health, Physical Education, and Recreation

6 - Unemployed Status:								
Response Option	Weight	Frequency	Percent	Percent Responses		Means		
Unemployed and not seeking employment	(1)	0	0%					
Unemployed and seeking employment	(2)	0	0%					
Retired	(3)	0	0%					
Not Applicable	(0)	2	100%					
				0	25	50	75	100
Return Rate	Mean	STD						
2/42 (4.76%)	0.00	0.00						

7 - Do you recommend William Carey University to individuals seeking programs similar to the one you completed?								
Response Option	Weight	Frequency	Percent	Percent Responses		Means		
Yes	(1)	2	100%			1.00		
No	(2)	0	0%					
				0	25	50	75	100
Return Rate	Mean	STD						
2/42 (4.76%)	1.00	0.00						

8 - Approximate GPA?								
Response Option	Weight	Frequency	Percent	Percent Responses		Means		
3.5-4.0	(4)	0	0%			2.50		
3.0-3.5	(3)	1	50%					
2.5-3.0	(2)	1	50%					
2.0-2.5	(1)	0	0%					
				0	25	50	75	100
Return Rate	Mean	STD						
2/42 (4.76%)	2.50	0.71						

9 - Were you a Community or Junior college transfer?								
Response Option	Weight	Frequency	Percent	Percent Responses		Means		
Yes	(1)	1	50%			1.50		
No	(2)	1	50%					
				0	25	50	75	100
Return Rate	Mean	STD						
2/42 (4.76%)	1.50	0.71						

10 - Instruction in courses -								
Response Option	Weight	Frequency	Percent	Percent Responses		Means		
Excellent	(4)	2	100%			4.00		
Good	(3)	0	0%					
Fair	(2)	0	0%					
Poor	(1)	0	0%					
				0	25	50	75	100
Return Rate	Mean	STD						
2/42 (4.76%)	4.00	0.00						

William Carey University
Graduate Follow-Up Survey 2017 Health, Physical Education, and Recreation

11 - Accessibility of instructors-									
Response Option	Weight	Frequency	Percent	Percent Responses		Means			
Excellent	(4)	2	100%			4.00			
Good	(3)	0	0%						
Fair	(2)	0	0%						
Poor	(1)	0	0%						
				0	25	50	75	100	Course
Return Rate	Mean	STD							
2/42 (4.76%)	4.00	0.00							

12 - Quality of career counseling-									
Response Option	Weight	Frequency	Percent	Percent Responses		Means			
Excellent	(4)	1	50%			3.50			
Good	(3)	1	50%						
Fair	(2)	0	0%						
Poor	(1)	0	0%						
				0	25	50	75	100	Course
Return Rate	Mean	STD							
2/42 (4.76%)	3.50	0.71							

13 - Overall academic degree program -									
Response Option	Weight	Frequency	Percent	Percent Responses		Means			
Excellent	(4)	2	100%			4.00			
Good	(3)	0	0%						
Fair	(2)	0	0%						
Poor	(1)	0	0%						
				0	25	50	75	100	Course
Return Rate	Mean	STD							
2/42 (4.76%)	4.00	0.00							

William Carey University
Graduate Follow-Up Survey 2017 History

1 - I am presently an active member of a church								
Response Option	Weight	Frequency	Percent	Percent Responses		Means		
Yes	(1)	1	100%					
No	(2)	0	0%					
				0	25	50	75	100
Return Rate								
1/4 (25%)								

2 - Type of Employer:								
Response Option	Weight	Frequency	Percent	Percent Responses		Means		
Private	(5)	0	0%					
Military	(4)	0	0%					
Educational	(3)	0	0%					
Federal/State	(2)	1	100%					
Church	(1)	0	0%					
				0	25	50	75	100
Return Rate								
1/4 (25%)								

3 - Job preparation received at William Carey University:								
Response Option	Weight	Frequency	Percent	Percent Responses		Means		
Excellent	(4)	0	0%			3.00		
Good	(3)	1	100%					
Fair	(2)	0	0%					
Inadequate	(1)	0	0%					
				0	25	50	75	100
Return Rate	Mean	STD						
1/4 (25%)	3.00	0.00						

4 - Are you:								
Response Option	Weight	Frequency	Percent	Percent Responses		Means		
Presently enrolled in a graduate program	(1)	0	0%			2.00		
Plan to enroll in the near future	(2)	1	100%					
Plan to enroll in the next five years	(3)	0	0%					
Do not plan to ever enroll in a graduate program	(4)	0	0%					
Plan to pursue a military career	(5)	0	0%					
				0	25	50	75	100
Return Rate	Mean	STD						
1/4 (25%)	2.00	0.00						

5 - Employment Status:								
Response Option	Weight	Frequency	Percent	Percent Responses		Means		
Full-Time in a related field	(1)	0	0%			2.00		
Full-time in unrelated field	(2)	1	100%					
Part-time in a related field	(3)	0	0%					
Part-time in unrelated field	(4)	0	0%					
				0	25	50	75	100
Return Rate	Mean	STD						
1/4 (25%)	2.00	0.00						

William Carey University
Graduate Follow-Up Survey 2017 History

6 - Unemployed Status:								
Response Option	Weight	Frequency	Percent	Percent Responses		Means		
Unemployed and not seeking employment	(1)	0	0%					
Unemployed and seeking employment	(2)	0	0%					
Retired	(3)	0	0%					
Not Applicable	(0)	1	100%					
				0	25	50	75	100
Return Rate	Mean	STD						
1/4 (25%)	0.00	0.00						

7 - Do you recommend William Carey University to individuals seeking programs similar to the one you completed?								
Response Option	Weight	Frequency	Percent	Percent Responses		Means		
Yes	(1)	1	100%			1.00		
No	(2)	0	0%					
				0	25	50	75	100
Return Rate	Mean	STD						
1/4 (25%)	1.00	0.00						

8 - Approximate GPA?								
Response Option	Weight	Frequency	Percent	Percent Responses		Means		
3.5-4.0	(4)	1	100%			4.00		
3.0-3.5	(3)	0	0%					
2.5-3.0	(2)	0	0%					
2.0-2.5	(1)	0	0%					
				0	25	50	75	100
Return Rate	Mean	STD						
1/4 (25%)	4.00	0.00						

9 - Were you a Community or Junior college transfer?								
Response Option	Weight	Frequency	Percent	Percent Responses		Means		
Yes	(1)	1	100%			1.00		
No	(2)	0	0%					
				0	25	50	75	100
Return Rate	Mean	STD						
1/4 (25%)	1.00	0.00						

10 - Instruction in courses -								
Response Option	Weight	Frequency	Percent	Percent Responses		Means		
Excellent	(4)	0	0%			3.00		
Good	(3)	1	100%					
Fair	(2)	0	0%					
Poor	(1)	0	0%					
				0	25	50	75	100
Return Rate	Mean	STD						
1/4 (25%)	3.00	0.00						

William Carey University
Graduate Follow-Up Survey 2017 History

11 - Accessibility of instructors-									
Response Option	Weight	Frequency	Percent	Percent Responses		Means			
Excellent	(4)	0	0%			3.00			
Good	(3)	1	100%						
Fair	(2)	0	0%						
Poor	(1)	0	0%						
				0	25	50	75	100	Course
Return Rate	Mean	STD							
1/4 (25%)	3.00	0.00							

12 - Quality of career counseling-									
Response Option	Weight	Frequency	Percent	Percent Responses		Means			
Excellent	(4)	0	0%			3.00			
Good	(3)	1	100%						
Fair	(2)	0	0%						
Poor	(1)	0	0%						
				0	25	50	75	100	Course
Return Rate	Mean	STD							
1/4 (25%)	3.00	0.00							

13 - Overall academic degree program -									
Response Option	Weight	Frequency	Percent	Percent Responses		Means			
Excellent	(4)	0	0%			3.00			
Good	(3)	1	100%						
Fair	(2)	0	0%						
Poor	(1)	0	0%						
				0	25	50	75	100	Course
Return Rate	Mean	STD							
1/4 (25%)	3.00	0.00							

William Carey University
Graduate Follow-Up Survey 2017 Music

1 - I am presently an active member of a church								
Response Option	Weight	Frequency	Percent	Percent Responses		Means		
Yes	(1)	1	100%					
No	(2)	0	0%					
				0	25	50	75	100
Return Rate								
1/9 (11.11%)								

2 - Type of Employer:								
Response Option	Weight	Frequency	Percent	Percent Responses		Means		
Private	(5)	0	0%					
Military	(4)	0	0%					
Educational	(3)	0	0%					
Federal/State	(2)	1	100%					
Church	(1)	0	0%					
				0	25	50	75	100
Return Rate								
1/9 (11.11%)								

3 - Job preparation received at William Carey University:								
Response Option	Weight	Frequency	Percent	Percent Responses		Means		
Excellent	(4)	0	0%			3.00		
Good	(3)	1	100%					
Fair	(2)	0	0%					
Inadequate	(1)	0	0%					
				0	25	50	75	100
Return Rate	Mean	STD						
1/9 (11.11%)	3.00	0.00						

4 - Are you:								
Response Option	Weight	Frequency	Percent	Percent Responses		Means		
Presently enrolled in a graduate program	(1)	0	0%			2.00		
Plan to enroll in the near future	(2)	1	100%					
Plan to enroll in the next five years	(3)	0	0%					
Do not plan to ever enroll in a graduate program	(4)	0	0%					
Plan to pursue a military career	(5)	0	0%					
				0	25	50	75	100
Return Rate	Mean	STD						
1/9 (11.11%)	2.00	0.00						

5 - Employment Status:								
Response Option	Weight	Frequency	Percent	Percent Responses		Means		
Full-Time in a related field	(1)	0	0%			2.00		
Full-time in unrelated field	(2)	1	100%					
Part-time in a related field	(3)	0	0%					
Part-time in unrelated field	(4)	0	0%					
				0	25	50	75	100
Return Rate	Mean	STD						
1/9 (11.11%)	2.00	0.00						

William Carey University
Graduate Follow-Up Survey 2017 Music

6 - Unemployed Status:								
Response Option	Weight	Frequency	Percent	Percent Responses		Means		
Unemployed and not seeking employment	(1)	0	0%					
Unemployed and seeking employment	(2)	0	0%					
Retired	(3)	0	0%					
Not Applicable	(0)	1	100%					
				0	25	50	75	100
Return Rate	Mean	STD						
1/9 (11.11%)	0.00	0.00						

7 - Do you recommend William Carey University to individuals seeking programs similar to the one you completed?								
Response Option	Weight	Frequency	Percent	Percent Responses		Means		
Yes	(1)	1	100%			1.00		
No	(2)	0	0%					
				0	25	50	75	100
Return Rate	Mean	STD						
1/9 (11.11%)	1.00	0.00						

8 - Approximate GPA?								
Response Option	Weight	Frequency	Percent	Percent Responses		Means		
3.5-4.0	(4)	1	100%			4.00		
3.0-3.5	(3)	0	0%					
2.5-3.0	(2)	0	0%					
2.0-2.5	(1)	0	0%					
				0	25	50	75	100
Return Rate	Mean	STD						
1/9 (11.11%)	4.00	0.00						

9 - Were you a Community or Junior college transfer?								
Response Option	Weight	Frequency	Percent	Percent Responses		Means		
Yes	(1)	1	100%			1.00		
No	(2)	0	0%					
				0	25	50	75	100
Return Rate	Mean	STD						
1/9 (11.11%)	1.00	0.00						

10 - Instruction in courses -								
Response Option	Weight	Frequency	Percent	Percent Responses		Means		
Excellent	(4)	1	100%			4.00		
Good	(3)	0	0%					
Fair	(2)	0	0%					
Poor	(1)	0	0%					
				0	25	50	75	100
Return Rate	Mean	STD						
1/9 (11.11%)	4.00	0.00						

William Carey University
Graduate Follow-Up Survey 2017 Music

11 - Accessibility of instructors-									
Response Option	Weight	Frequency	Percent	Percent Responses		Means			
Excellent	(4)	1	100%			4.00			
Good	(3)	0	0%						
Fair	(2)	0	0%						
Poor	(1)	0	0%						
				0	25	50	75	100	Course
Return Rate	Mean	STD							
1/9 (11.11%)	4.00	0.00							

12 - Quality of career counseling-									
Response Option	Weight	Frequency	Percent	Percent Responses		Means			
Excellent	(4)	1	100%			4.00			
Good	(3)	0	0%						
Fair	(2)	0	0%						
Poor	(1)	0	0%						
				0	25	50	75	100	Course
Return Rate	Mean	STD							
1/9 (11.11%)	4.00	0.00							

13 - Overall academic degree program -									
Response Option	Weight	Frequency	Percent	Percent Responses		Means			
Excellent	(4)	1	100%			4.00			
Good	(3)	0	0%						
Fair	(2)	0	0%						
Poor	(1)	0	0%						
				0	25	50	75	100	Course
Return Rate	Mean	STD							
1/9 (11.11%)	4.00	0.00							

William Carey University
Graduate Follow-Up Survey 2017 Music-Performance

1 - I am presently an active member of a church								
Response Option	Weight	Frequency	Percent	Percent Responses		Means		
Yes	(1)	1	100%					
No	(2)	0	0%					
				0	25	50	75	100
Return Rate								
1/4 (25%)								

2 - Type of Employer:								
Response Option	Weight	Frequency	Percent	Percent Responses		Means		
Private	(5)	0	0%					
Military	(4)	0	0%					
Educational	(3)	0	0%					
Federal/State	(2)	0	0%					
Church	(1)	1	100%					
				0	25	50	75	100
Return Rate								
1/4 (25%)								

3 - Job preparation received at William Carey University:								
Response Option	Weight	Frequency	Percent	Percent Responses		Means		
Excellent	(4)	0	0%			2.00		
Good	(3)	0	0%					
Fair	(2)	1	100%					
Inadequate	(1)	0	0%					
				0	25	50	75	100
Return Rate	Mean	STD						
1/4 (25%)	2.00	0.00						

4 - Are you:								
Response Option	Weight	Frequency	Percent	Percent Responses		Means		
Presently enrolled in a graduate program	(1)	1	100%			1.00		
Plan to enroll in the near future	(2)	0	0%					
Plan to enroll in the next five years	(3)	0	0%					
Do not plan to ever enroll in a graduate program	(4)	0	0%					
Plan to pursue a military career	(5)	0	0%					
				0	25	50	75	100
Return Rate	Mean	STD						
1/4 (25%)	1.00	0.00						

5 - Employment Status:								
Response Option	Weight	Frequency	Percent	Percent Responses		Means		
Full-Time in a related field	(1)	0	0%			4.00		
Full-time in unrelated field	(2)	0	0%					
Part-time in a related field	(3)	0	0%					
Part-time in unrelated field	(4)	1	100%					
				0	25	50	75	100
Return Rate	Mean	STD						
1/4 (25%)	4.00	0.00						

William Carey University
Graduate Follow-Up Survey 2017 Music-Performance

6 - Unemployed Status:									
Response Option	Weight	Frequency	Percent	Percent Responses		Means			
Unemployed and not seeking employment	(1)	0	0%			2.00			
Unemployed and seeking employment	(2)	1	100%						
Retired	(3)	0	0%						
Not Applicable	(0)	0	0%						
				0	25	50	75	100	Course
Return Rate	Mean	STD							
1/4 (25%)	2.00	0.00							

7 - Do you recommend William Carey University to individuals seeking programs similar to the one you completed?									
Response Option	Weight	Frequency	Percent	Percent Responses		Means			
Yes	(1)	0	0%			2.00			
No	(2)	1	100%						
				0	25	50	75	100	Course
Return Rate	Mean	STD							
1/4 (25%)	2.00	0.00							

8 - Approximate GPA?									
Response Option	Weight	Frequency	Percent	Percent Responses		Means			
3.5-4.0	(4)	1	100%			4.00			
3.0-3.5	(3)	0	0%						
2.5-3.0	(2)	0	0%						
2.0-2.5	(1)	0	0%						
				0	25	50	75	100	Course
Return Rate	Mean	STD							
1/4 (25%)	4.00	0.00							

9 - Were you a Community or Junior college transfer?									
Response Option	Weight	Frequency	Percent	Percent Responses		Means			
Yes	(1)	0	0%			2.00			
No	(2)	1	100%						
				0	25	50	75	100	Course
Return Rate	Mean	STD							
1/4 (25%)	2.00	0.00							

10 - Instruction in courses -									
Response Option	Weight	Frequency	Percent	Percent Responses		Means			
Excellent	(4)	0	0%			3.00			
Good	(3)	1	100%						
Fair	(2)	0	0%						
Poor	(1)	0	0%						
				0	25	50	75	100	Course
Return Rate	Mean	STD							
1/4 (25%)	3.00	0.00							

William Carey University
Graduate Follow-Up Survey 2017 Music-Performance

11 - Accessibility of instructors-									
Response Option	Weight	Frequency	Percent	Percent Responses		Means			
Excellent	(4)	1	100%			4.00			
Good	(3)	0	0%						
Fair	(2)	0	0%						
Poor	(1)	0	0%						
				0	25	50	75	100	Course
Return Rate	Mean	STD							
1/4 (25%)	4.00	0.00							

12 - Quality of career counseling-									
Response Option	Weight	Frequency	Percent	Percent Responses		Means			
Excellent	(4)	0	0%			3.00			
Good	(3)	1	100%						
Fair	(2)	0	0%						
Poor	(1)	0	0%						
				0	25	50	75	100	Course
Return Rate	Mean	STD							
1/4 (25%)	3.00	0.00							

13 - Overall academic degree program -									
Response Option	Weight	Frequency	Percent	Percent Responses		Means			
Excellent	(4)	0	0%			2.00			
Good	(3)	0	0%						
Fair	(2)	1	100%						
Poor	(1)	0	0%						
				0	25	50	75	100	Course
Return Rate	Mean	STD							
1/4 (25%)	2.00	0.00							

William Carey University
Graduate Follow-Up Survey 2017 Music Therapy

1 - I am presently an active member of a church								
Response Option	Weight	Frequency	Percent	Percent Responses		Means		
Yes	(1)	0	0%					
No	(2)	1	100%					
				0	25	50	75	100
Return Rate								
1/5 (20%)								

2 - Type of Employer:								
Response Option	Weight	Frequency	Percent	Percent Responses		Means		
Private	(5)	1	100%					
Military	(4)	0	0%					
Educational	(3)	0	0%					
Federal/State	(2)	0	0%					
Church	(1)	0	0%					
				0	25	50	75	100
Return Rate								
1/5 (20%)								

3 - Job preparation received at William Carey University:								
Response Option	Weight	Frequency	Percent	Percent Responses		Means		
Excellent	(4)	1	100%			4.00		
Good	(3)	0	0%					
Fair	(2)	0	0%					
Inadequate	(1)	0	0%					
				0	25	50	75	100
Return Rate	Mean	STD						
1/5 (20%)	4.00	0.00						

4 - Are you:								
Response Option	Weight	Frequency	Percent	Percent Responses		Means		
Presently enrolled in a graduate program	(1)	0	0%			4.00		
Plan to enroll in the near future	(2)	0	0%					
Plan to enroll in the next five years	(3)	0	0%					
Do not plan to ever enroll in a graduate program	(4)	1	100%					
Plan to pursue a military career	(5)	0	0%					
				0	25	50	75	100
Return Rate	Mean	STD						
1/5 (20%)	4.00	0.00						

5 - Employment Status:								
Response Option	Weight	Frequency	Percent	Percent Responses		Means		
Full-Time in a related field	(1)	1	100%			1.00		
Full-time in unrelated field	(2)	0	0%					
Part-time in a related field	(3)	0	0%					
Part-time in unrelated field	(4)	0	0%					
				0	25	50	75	100
Return Rate	Mean	STD						
1/5 (20%)	1.00	0.00						

William Carey University
Graduate Follow-Up Survey 2017 Music Therapy

6 - Unemployed Status:								
Response Option	Weight	Frequency	Percent	Percent Responses		Means		
Unemployed and not seeking employment	(1)	0	0%					
Unemployed and seeking employment	(2)	0	0%					
Retired	(3)	0	0%					
Not Applicable	(0)	1	100%					
				0	25	50	75	100
Return Rate	Mean	STD						
1/5 (20%)	0.00	0.00						

7 - Do you recommend William Carey University to individuals seeking programs similar to the one you completed?								
Response Option	Weight	Frequency	Percent	Percent Responses		Means		
Yes	(1)	1	100%			1.00		
No	(2)	0	0%					
				0	25	50	75	100
Return Rate	Mean	STD						
1/5 (20%)	1.00	0.00						

8 - Approximate GPA?								
Response Option	Weight	Frequency	Percent	Percent Responses		Means		
3.5-4.0	(4)	1	100%			4.00		
3.0-3.5	(3)	0	0%					
2.5-3.0	(2)	0	0%					
2.0-2.5	(1)	0	0%					
				0	25	50	75	100
Return Rate	Mean	STD						
1/5 (20%)	4.00	0.00						

9 - Were you a Community or Junior college transfer?								
Response Option	Weight	Frequency	Percent	Percent Responses		Means		
Yes	(1)	1	100%			1.00		
No	(2)	0	0%					
				0	25	50	75	100
Return Rate	Mean	STD						
1/5 (20%)	1.00	0.00						

10 - Instruction in courses -								
Response Option	Weight	Frequency	Percent	Percent Responses		Means		
Excellent	(4)	1	100%			4.00		
Good	(3)	0	0%					
Fair	(2)	0	0%					
Poor	(1)	0	0%					
				0	25	50	75	100
Return Rate	Mean	STD						
1/5 (20%)	4.00	0.00						

William Carey University
Graduate Follow-Up Survey 2017 Music Therapy

11 - Accessibility of instructors-									
Response Option	Weight	Frequency	Percent	Percent Responses		Means			
Excellent	(4)	1	100%			4.00			
Good	(3)	0	0%						
Fair	(2)	0	0%						
Poor	(1)	0	0%						
				0	25	50	75	100	Course
Return Rate	Mean	STD							
1/5 (20%)	4.00	0.00							

12 - Quality of career counseling-									
Response Option	Weight	Frequency	Percent	Percent Responses		Means			
Excellent	(4)	1	100%			4.00			
Good	(3)	0	0%						
Fair	(2)	0	0%						
Poor	(1)	0	0%						
				0	25	50	75	100	Course
Return Rate	Mean	STD							
1/5 (20%)	4.00	0.00							

13 - Overall academic degree program -									
Response Option	Weight	Frequency	Percent	Percent Responses		Means			
Excellent	(4)	1	100%			4.00			
Good	(3)	0	0%						
Fair	(2)	0	0%						
Poor	(1)	0	0%						
				0	25	50	75	100	Course
Return Rate	Mean	STD							
1/5 (20%)	4.00	0.00							

William Carey University
Graduate Follow-Up Survey 2017 Nursing - Hattiesburg

1 - I am presently an active member of a church								
Response Option	Weight	Frequency	Percent	Percent Responses		Means		
Yes	(1)	4	80%					
No	(2)	1	20%					
				0	25	50	75	100
Return Rate								
5/52 (9.62%)								

2 - Type of Employer:								
Response Option	Weight	Frequency	Percent	Percent Responses		Means		
Private	(5)	2	66.67%					
Military	(4)	0	0%					
Educational	(3)	0	0%					
Federal/State	(2)	1	33.33%					
Church	(1)	0	0%					
				0	25	50	75	100
Return Rate								
3/52 (5.77%)								

3 - Job preparation received at William Carey University:								
Response Option	Weight	Frequency	Percent	Percent Responses		Means		
Excellent	(4)	3	60%			3.60		
Good	(3)	2	40%					
Fair	(2)	0	0%					
Inadequate	(1)	0	0%					
				0	25	50	75	100
Return Rate	Mean	STD						
5/52 (9.62%)	3.60	0.55						

4 - Are you:								
Response Option	Weight	Frequency	Percent	Percent Responses		Means		
Presently enrolled in a graduate program	(1)	1	20%			2.20		
Plan to enroll in the near future	(2)	2	40%					
Plan to enroll in the next five years	(3)	2	40%					
Do not plan to ever enroll in a graduate program	(4)	0	0%					
Plan to pursue a military career	(5)	0	0%					
				0	25	50	75	100
Return Rate	Mean	STD						
5/52 (9.62%)	2.20	0.84						

5 - Employment Status:								
Response Option	Weight	Frequency	Percent	Percent Responses		Means		
Full-Time in a related field	(1)	5	100%			1.00		
Full-time in unrelated field	(2)	0	0%					
Part-time in a related field	(3)	0	0%					
Part-time in unrelated field	(4)	0	0%					
				0	25	50	75	100
Return Rate	Mean	STD						
5/52 (9.62%)	1.00	0.00						

William Carey University
Graduate Follow-Up Survey 2017 Nursing - Hattiesburg

6 - Unemployed Status:									
Response Option	Weight	Frequency	Percent	Percent Responses		Means			
Unemployed and not seeking employment	(1)	0	0%						
Unemployed and seeking employment	(2)	0	0%						
Retired	(3)	0	0%						
Not Applicable	(0)	4	100%						
				0	25	50	75	100	
Return Rate	Mean	STD							
4/52 (7.69%)	0.00	0.00							




7 - Do you recommend William Carey University to individuals seeking programs similar to the one you completed?									
Response Option	Weight	Frequency	Percent	Percent Responses		Means			
Yes	(1)	5	100%			1.00			
No	(2)	0	0%						
				0	25	50	75	100	Course
Return Rate	Mean	STD							
5/52 (9.62%)	1.00	0.00							





8 - Approximate GPA?									
Response Option	Weight	Frequency	Percent	Percent Responses		Means			
3.5-4.0	(4)	3	75%			3.75			
3.0-3.5	(3)	1	25%						
2.5-3.0	(2)	0	0%						
2.0-2.5	(1)	0	0%						
				0	25	50	75	100	Course
Return Rate	Mean	STD							
4/52 (7.69%)	3.75	0.50							




9 - Were you a Community or Junior college transfer?									
Response Option	Weight	Frequency	Percent	Percent Responses		Means			
Yes	(1)	4	80%			1.20			
No	(2)	1	20%						
				0	25	50	75	100	Course
Return Rate	Mean	STD							
5/52 (9.62%)	1.20	0.45							

10 - Instruction in courses -									
Response Option	Weight	Frequency	Percent	Percent Responses		Means			
Excellent	(4)	3	60%			3.60			
Good	(3)	2	40%						
Fair	(2)	0	0%						
Poor	(1)	0	0%						
				0	25	50	75	100	Course
Return Rate	Mean	STD							
5/52 (9.62%)	3.60	0.55							

William Carey University
Graduate Follow-Up Survey 2017 Nursing - Hattiesburg

11 - Accessibility of instructors-						
Response Option	Weight	Frequency	Percent	Percent Responses	Means	
Excellent	(4)	4	80%			
Good	(3)	1	20%			
Fair	(2)	0	0%			
Poor	(1)	0	0%			
				0 25 50 75 100	Course	
Return Rate	Mean	STD				
5/52 (9.62%)	3.80	0.45				

12 - Quality of career counseling-						
Response Option	Weight	Frequency	Percent	Percent Responses	Means	
Excellent	(4)	2	40%			
Good	(3)	0	0%			
Fair	(2)	2	40%			
Poor	(1)	1	20%			
				0 25 50 75 100	Course	
Return Rate	Mean	STD				
5/52 (9.62%)	2.60	1.34				

13 - Overall academic degree program -						
Response Option	Weight	Frequency	Percent	Percent Responses	Means	
Excellent	(4)	3	60%			
Good	(3)	2	40%			
Fair	(2)	0	0%			
Poor	(1)	0	0%			
				0 25 50 75 100	Course	
Return Rate	Mean	STD				
5/52 (9.62%)	3.60	0.55				

William Carey University
Graduate Follow-Up Survey 2017 Nursing - Tradition

1 - I am presently an active member of a church								
Response Option	Weight	Frequency	Percent	Percent Responses		Means		
Yes	(1)	2	100%					
No	(2)	0	0%					
				0	25	50	75	100
Return Rate								
2/27 (7.41%)								

2 - Type of Employer:								
Response Option	Weight	Frequency	Percent	Percent Responses		Means		
Private	(5)	1	50%					
Military	(4)	0	0%					
Educational	(3)	0	0%					
Federal/State	(2)	1	50%					
Church	(1)	0	0%					
				0	25	50	75	100
Return Rate								
2/27 (7.41%)								

3 - Job preparation received at William Carey University:								
Response Option	Weight	Frequency	Percent	Percent Responses		Means		
Excellent	(4)	1	50%			3.00 		
Good	(3)	0	0%					
Fair	(2)	1	50%					
Inadequate	(1)	0	0%					
				0	25	50	75	100
Return Rate	Mean	STD						
2/27 (7.41%)	3.00	1.41						

4 - Are you:								
Response Option	Weight	Frequency	Percent	Percent Responses		Means		
Presently enrolled in a graduate program	(1)	1	50%			1.50 		
Plan to enroll in the near future	(2)	1	50%					
Plan to enroll in the next five years	(3)	0	0%					
Do not plan to ever enroll in a graduate program	(4)	0	0%					
Plan to pursue a military career	(5)	0	0%					
				0	25	50	75	100
Return Rate	Mean	STD						
2/27 (7.41%)	1.50	0.71						

5 - Employment Status:								
Response Option	Weight	Frequency	Percent	Percent Responses		Means		
Full-Time in a related field	(1)	2	100%			1.00 		
Full-time in unrelated field	(2)	0	0%					
Part-time in a related field	(3)	0	0%					
Part-time in unrelated field	(4)	0	0%					
				0	25	50	75	100
Return Rate	Mean	STD						
2/27 (7.41%)	1.00	0.00						

William Carey University
Graduate Follow-Up Survey 2017 Nursing - Tradition

6 - Unemployed Status:						
Response Option	Weight	Frequency	Percent	Percent Responses	Means	
Unemployed and not seeking employment	(1)	0	0%		2.00 	
Unemployed and seeking employment	(2)	1	100%			
Retired	(3)	0	0%			
Not Applicable	(0)	0	0%			
Return Rate	Mean	STD				
1/27 (3.7%)	2.00	0.00				

7 - Do you recommend William Carey University to individuals seeking programs similar to the one you completed?						
Response Option	Weight	Frequency	Percent	Percent Responses	Means	
Yes	(1)	1	50%		1.50 	
No	(2)	1	50%			
Return Rate	Mean	STD				
2/27 (7.41%)	1.50	0.71				

8 - Approximate GPA?						
Response Option	Weight	Frequency	Percent	Percent Responses	Means	
3.5-4.0	(4)	0	0%		3.00 	
3.0-3.5	(3)	2	100%			
2.5-3.0	(2)	0	0%			
2.0-2.5	(1)	0	0%			
Return Rate	Mean	STD				
2/27 (7.41%)	3.00	0.00				

9 - Were you a Community or Junior college transfer?						
Response Option	Weight	Frequency	Percent	Percent Responses	Means	
Yes	(1)	2	100%		1.00 	
No	(2)	0	0%			
Return Rate	Mean	STD				
2/27 (7.41%)	1.00	0.00				

10 - Instruction in courses -						
Response Option	Weight	Frequency	Percent	Percent Responses	Means	
Excellent	(4)	1	50%		2.50 	
Good	(3)	0	0%			
Fair	(2)	0	0%			
Poor	(1)	1	50%			
Return Rate	Mean	STD				
2/27 (7.41%)	2.50	2.12				

William Carey University
Graduate Follow-Up Survey 2017 Nursing - Tradition

11 - Accessibility of instructors-						
Response Option	Weight	Frequency	Percent	Percent Responses	Means	
Excellent	(4)	1	50%		2.50	
Good	(3)	0	0%			
Fair	(2)	0	0%			
Poor	(1)	1	50%			
				0 25 50 75 100	Course	
Return Rate	Mean	STD				
2/27 (7.41%)	2.50	2.12				

12 - Quality of career counseling-						
Response Option	Weight	Frequency	Percent	Percent Responses	Means	
Excellent	(4)	1	50%		2.50	
Good	(3)	0	0%			
Fair	(2)	0	0%			
Poor	(1)	1	50%			
				0 25 50 75 100	Course	
Return Rate	Mean	STD				
2/27 (7.41%)	2.50	2.12				

13 - Overall academic degree program -						
Response Option	Weight	Frequency	Percent	Percent Responses	Means	
Excellent	(4)	1	50%		2.50	
Good	(3)	0	0%			
Fair	(2)	0	0%			
Poor	(1)	1	50%			
				0 25 50 75 100	Course	
Return Rate	Mean	STD				
2/27 (7.41%)	2.50	2.12				

William Carey University
Graduate Follow-Up Survey 2017 Psychology - Hattiesburg

1 - I am presently an active member of a church								
Response Option	Weight	Frequency	Percent	Percent Responses		Means		
Yes	(1)	10	90.91%					
No	(2)	1	9.09%					
				0	25	50	75	100
Return Rate								
11/69 (15.94%)								

2 - Type of Employer:								
Response Option	Weight	Frequency	Percent	Percent Responses		Means		
Private	(5)	3	30%					
Military	(4)	0	0%					
Educational	(3)	4	40%					
Federal/State	(2)	3	30%					
Church	(1)	0	0%					
				0	25	50	75	100
Return Rate								
10/69 (14.49%)								

3 - Job preparation received at William Carey University:								
Response Option	Weight	Frequency	Percent	Percent Responses		Means		
Excellent	(4)	3	27.27%			3.09		
Good	(3)	7	63.64%					
Fair	(2)	0	0%					
Inadequate	(1)	1	9.09%					
				0	25	50	75	100
Return Rate	Mean	STD						
11/69 (15.94%)	3.09	0.83						

4 - Are you:								
Response Option	Weight	Frequency	Percent	Percent Responses		Means		
Presently enrolled in a graduate program	(1)	6	54.55%			1.55		
Plan to enroll in the near future	(2)	4	36.36%					
Plan to enroll in the next five years	(3)	1	9.09%					
Do not plan to ever enroll in a graduate program	(4)	0	0%					
Plan to pursue a military career	(5)	0	0%					
				0	25	50	75	100
Return Rate	Mean	STD						
11/69 (15.94%)	1.55	0.69						

5 - Employment Status:								
Response Option	Weight	Frequency	Percent	Percent Responses		Means		
Full-Time in a related field	(1)	2	22.22%			2.00		
Full-time in unrelated field	(2)	5	55.56%					
Part-time in a related field	(3)	2	22.22%					
Part-time in unrelated field	(4)	0	0%					
				0	25	50	75	100
Return Rate	Mean	STD						
9/69 (13.04%)	2.00	0.71						

William Carey University
Graduate Follow-Up Survey 2017 Psychology - Hattiesburg

6 - Unemployed Status:						
Response Option	Weight	Frequency	Percent	Percent Responses	Means	
Unemployed and not seeking employment	(1)	0	0%			
Unemployed and seeking employment	(2)	2	18.18%			
Retired	(3)	0	0%			
Not Applicable	(0)	9	81.82%			
				0 25 50 75 100	Course	
Return Rate	Mean	STD				
11/69 (15.94%)	2.00	0.00				




7 - Do you recommend William Carey University to individuals seeking programs similar to the one you completed?						
Response Option	Weight	Frequency	Percent	Percent Responses	Means	
Yes	(1)	11	100%			
No	(2)	0	0%			
				0 25 50 75 100	Course	
Return Rate	Mean	STD				
11/69 (15.94%)	1.00	0.00				





8 - Approximate GPA?						
Response Option	Weight	Frequency	Percent	Percent Responses	Means	
3.5-4.0	(4)	4	36.36%			
3.0-3.5	(3)	3	27.27%			
2.5-3.0	(2)	3	27.27%			
2.0-2.5	(1)	1	9.09%			
				0 25 50 75 100	Course	
Return Rate	Mean	STD				
11/69 (15.94%)	2.91	1.04				




9 - Were you a Community or Junior college transfer?						
Response Option	Weight	Frequency	Percent	Percent Responses	Means	
Yes	(1)	6	54.55%			
No	(2)	5	45.45%			
				0 25 50 75 100	Course	
Return Rate	Mean	STD				
11/69 (15.94%)	1.45	0.52				

10 - Instruction in courses -						
Response Option	Weight	Frequency	Percent	Percent Responses	Means	
Excellent	(4)	8	72.73%			
Good	(3)	3	27.27%			
Fair	(2)	0	0%			
Poor	(1)	0	0%			
				0 25 50 75 100	Course	
Return Rate	Mean	STD				
11/69 (15.94%)	3.73	0.47				

William Carey University
Graduate Follow-Up Survey 2017 Psychology - Hattiesburg

11 - Accessibility of instructors-						
Response Option	Weight	Frequency	Percent	Percent Responses	Means	
Excellent	(4)	7	63.64%			
Good	(3)	4	36.36%			
Fair	(2)	0	0%			
Poor	(1)	0	0%			
				0 25 50 75 100	Course	
Return Rate	Mean	STD				
11/69 (15.94%)	3.64	0.50				

12 - Quality of career counseling-						
Response Option	Weight	Frequency	Percent	Percent Responses	Means	
Excellent	(4)	7	63.64%			
Good	(3)	2	18.18%			
Fair	(2)	2	18.18%			
Poor	(1)	0	0%			
				0 25 50 75 100	Course	
Return Rate	Mean	STD				
11/69 (15.94%)	3.45	0.82				

13 - Overall academic degree program -						
Response Option	Weight	Frequency	Percent	Percent Responses	Means	
Excellent	(4)	8	72.73%			
Good	(3)	3	27.27%			
Fair	(2)	0	0%			
Poor	(1)	0	0%			
				0 25 50 75 100	Course	
Return Rate	Mean	STD				
11/69 (15.94%)	3.73	0.47				

William Carey University
Graduate Follow-Up Survey 2017 Psychology - Tradition

1 - I am presently an active member of a church								
Response Option	Weight	Frequency	Percent	Percent Responses		Means		
Yes	(1)	1	50%					
No	(2)	1	50%					
				0	25	50	75	100
Return Rate								
2/12 (16.67%)								

2 - Type of Employer:								
Response Option	Weight	Frequency	Percent	Percent Responses		Means		
Private	(5)	0	0%					
Military	(4)	0	0%					
Educational	(3)	1	100%					
Federal/State	(2)	0	0%					
Church	(1)	0	0%					
				0	25	50	75	100
Return Rate								
1/12 (8.33%)								

3 - Job preparation received at William Carey University:								
Response Option	Weight	Frequency	Percent	Percent Responses		Means		
Excellent	(4)	1	50%			3.00		
Good	(3)	0	0%					
Fair	(2)	1	50%					
Inadequate	(1)	0	0%					
				0	25	50	75	100
Return Rate	Mean	STD						
2/12 (16.67%)	3.00	1.41						

4 - Are you:								
Response Option	Weight	Frequency	Percent	Percent Responses		Means		
Presently enrolled in a graduate program	(1)	0	0%			2.50		
Plan to enroll in the near future	(2)	1	50%					
Plan to enroll in the next five years	(3)	1	50%					
Do not plan to ever enroll in a graduate program	(4)	0	0%					
Plan to pursue a military career	(5)	0	0%					
				0	25	50	75	100
Return Rate	Mean	STD						
2/12 (16.67%)	2.50	0.71						

5 - Employment Status:								
Response Option	Weight	Frequency	Percent	Percent Responses		Means		
Full-Time in a related field	(1)	0	0%			2.00		
Full-time in unrelated field	(2)	2	100%					
Part-time in a related field	(3)	0	0%					
Part-time in unrelated field	(4)	0	0%					
				0	25	50	75	100
Return Rate	Mean	STD						
2/12 (16.67%)	2.00	0.00						

William Carey University
Graduate Follow-Up Survey 2017 Psychology - Tradition

6 - Unemployed Status:								
Response Option	Weight	Frequency	Percent	Percent Responses		Means		
Unemployed and not seeking employment	(1)	0	0%					
Unemployed and seeking employment	(2)	0	0%					
Retired	(3)	0	0%					
Not Applicable	(0)	1	100%					
				0	25	50	75	100
Return Rate	Mean	STD						
1/12 (8.33%)	0.00	0.00						

7 - Do you recommend William Carey University to individuals seeking programs similar to the one you completed?								
Response Option	Weight	Frequency	Percent	Percent Responses		Means		
Yes	(1)	2	100%			1.00		
No	(2)	0	0%					
				0	25	50	75	100
Return Rate	Mean	STD						
2/12 (16.67%)	1.00	0.00						

8 - Approximate GPA?								
Response Option	Weight	Frequency	Percent	Percent Responses		Means		
3.5-4.0	(4)	0	0%			3.00		
3.0-3.5	(3)	1	100%					
2.5-3.0	(2)	0	0%					
2.0-2.5	(1)	0	0%					
				0	25	50	75	100
Return Rate	Mean	STD						
1/12 (8.33%)	3.00	0.00						

9 - Were you a Community or Junior college transfer?								
Response Option	Weight	Frequency	Percent	Percent Responses		Means		
Yes	(1)	2	100%			1.00		
No	(2)	0	0%					
				0	25	50	75	100
Return Rate	Mean	STD						
2/12 (16.67%)	1.00	0.00						

10 - Instruction in courses -								
Response Option	Weight	Frequency	Percent	Percent Responses		Means		
Excellent	(4)	1	50%			3.50		
Good	(3)	1	50%					
Fair	(2)	0	0%					
Poor	(1)	0	0%					
				0	25	50	75	100
Return Rate	Mean	STD						
2/12 (16.67%)	3.50	0.71						

William Carey University
Graduate Follow-Up Survey 2017 Psychology - Tradition

11 - Accessibility of instructors-									
Response Option	Weight	Frequency	Percent	Percent Responses		Means			
Excellent	(4)	0	0%			3.00			
Good	(3)	2	100%						
Fair	(2)	0	0%						
Poor	(1)	0	0%						
				0	25	50	75	100	Course
Return Rate	Mean	STD							
2/12 (16.67%)	3.00	0.00							

12 - Quality of career counseling-									
Response Option	Weight	Frequency	Percent	Percent Responses		Means			
Excellent	(4)	1	100%			4.00			
Good	(3)	0	0%						
Fair	(2)	0	0%						
Poor	(1)	0	0%						
				0	25	50	75	100	Course
Return Rate	Mean	STD							
1/12 (8.33%)	4.00	0.00							

13 - Overall academic degree program -									
Response Option	Weight	Frequency	Percent	Percent Responses		Means			
Excellent	(4)	1	50%			3.50			
Good	(3)	1	50%						
Fair	(2)	0	0%						
Poor	(1)	0	0%						
				0	25	50	75	100	Course
Return Rate	Mean	STD							
2/12 (16.67%)	3.50	0.71							

William Carey University
Graduate Follow-Up Survey 2017 Religion

1 - I am presently an active member of a church								
Response Option	Weight	Frequency	Percent	Percent Responses		Means		
Yes	(1)	1	100%					
No	(2)	0	0%					
				0	25	50	75	100
Return Rate								
1/10 (10%)								

2 - Type of Employer:								
Response Option	Weight	Frequency	Percent	Percent Responses		Means		
Private	(5)	0	0%					
Military	(4)	0	0%					
Educational	(3)	1	100%					
Federal/State	(2)	0	0%					
Church	(1)	0	0%					
				0	25	50	75	100
Return Rate								
1/10 (10%)								

3 - Job preparation received at William Carey University:								
Response Option	Weight	Frequency	Percent	Percent Responses		Means		
Excellent	(4)	1	100%					
Good	(3)	0	0%					
Fair	(2)	0	0%					
Inadequate	(1)	0	0%					
				0	25	50	75	100
Return Rate	Mean	STD						
1/10 (10%)	4.00	0.00						

4 - Are you:								
Response Option	Weight	Frequency	Percent	Percent Responses		Means		
Presently enrolled in a graduate program	(1)	1	100%					
Plan to enroll in the near future	(2)	0	0%					
Plan to enroll in the next five years	(3)	0	0%					
Do not plan to ever enroll in a graduate program	(4)	0	0%					
Plan to pursue a military career	(5)	0	0%					
				0	25	50	75	100
Return Rate	Mean	STD						
1/10 (10%)	1.00	0.00						

5 - Employment Status:								
Response Option	Weight	Frequency	Percent	Percent Responses		Means		
Full-Time in a related field	(1)	0	0%					
Full-time in unrelated field	(2)	1	100%					
Part-time in a related field	(3)	0	0%					
Part-time in unrelated field	(4)	0	0%					
				0	25	50	75	100
Return Rate	Mean	STD						
1/10 (10%)	2.00	0.00						

William Carey University
Graduate Follow-Up Survey 2017 Religion

6 - Unemployed Status:								
Response Option	Weight	Frequency	Percent	Percent Responses		Means		
Unemployed and not seeking employment	(1)	0	0%					
Unemployed and seeking employment	(2)	0	0%					
Retired	(3)	0	0%					
Not Applicable	(0)	0	0%					
				0	25	50	75	100
Return Rate	Mean	STD						
0/10 (0%)	0.00	0.00						

7 - Do you recommend William Carey University to individuals seeking programs similar to the one you completed?								
Response Option	Weight	Frequency	Percent	Percent Responses		Means		
Yes	(1)	1	100%			1.00		
No	(2)	0	0%					
				0	25	50	75	100
Return Rate	Mean	STD						
1/10 (10%)	1.00	0.00						

8 - Approximate GPA?								
Response Option	Weight	Frequency	Percent	Percent Responses		Means		
3.5-4.0	(4)	0	0%			3.00		
3.0-3.5	(3)	1	100%					
2.5-3.0	(2)	0	0%					
2.0-2.5	(1)	0	0%					
				0	25	50	75	100
Return Rate	Mean	STD						
1/10 (10%)	3.00	0.00						

9 - Were you a Community or Junior college transfer?								
Response Option	Weight	Frequency	Percent	Percent Responses		Means		
Yes	(1)	1	100%			1.00		
No	(2)	0	0%					
				0	25	50	75	100
Return Rate	Mean	STD						
1/10 (10%)	1.00	0.00						

10 - Instruction in courses -								
Response Option	Weight	Frequency	Percent	Percent Responses		Means		
Excellent	(4)	1	100%			4.00		
Good	(3)	0	0%					
Fair	(2)	0	0%					
Poor	(1)	0	0%					
				0	25	50	75	100
Return Rate	Mean	STD						
1/10 (10%)	4.00	0.00						

William Carey University
Graduate Follow-Up Survey 2017 Religion

11 - Accessibility of instructors-									
Response Option	Weight	Frequency	Percent	Percent Responses		Means			
Excellent	(4)	0	0%			3.00			
Good	(3)	1	100%						
Fair	(2)	0	0%						
Poor	(1)	0	0%						
				0	25	50	75	100	Course
Return Rate	Mean	STD							
1/10 (10%)	3.00	0.00							

12 - Quality of career counseling-									
Response Option	Weight	Frequency	Percent	Percent Responses		Means			
Excellent	(4)	1	100%			4.00			
Good	(3)	0	0%						
Fair	(2)	0	0%						
Poor	(1)	0	0%						
				0	25	50	75	100	Course
Return Rate	Mean	STD							
1/10 (10%)	4.00	0.00							

13 - Overall academic degree program -									
Response Option	Weight	Frequency	Percent	Percent Responses		Means			
Excellent	(4)	0	0%			3.00			
Good	(3)	1	100%						
Fair	(2)	0	0%						
Poor	(1)	0	0%						
				0	25	50	75	100	Course
Return Rate	Mean	STD							
1/10 (10%)	3.00	0.00							

William Carey University
Graduate Follow-Up Survey 2017 Social Science

1 - I am presently an active member of a church								
Response Option	Weight	Frequency	Percent	Percent Responses		Means		
Yes	(1)	2	100%					
No	(2)	0	0%					
				0	25	50	75	100
Return Rate								
2/6 (33.33%)								

2 - Type of Employer:								
Response Option	Weight	Frequency	Percent	Percent Responses		Means		
Private	(5)	0	0%					
Military	(4)	0	0%					
Educational	(3)	2	100%					
Federal/State	(2)	0	0%					
Church	(1)	0	0%					
				0	25	50	75	100
Return Rate								
2/6 (33.33%)								

3 - Job preparation received at William Carey University:								
Response Option	Weight	Frequency	Percent	Percent Responses		Means		
Excellent	(4)	0	0%			2.00		
Good	(3)	0	0%					
Fair	(2)	2	100%					
Inadequate	(1)	0	0%					
				0	25	50	75	100
Return Rate	Mean	STD						
2/6 (33.33%)	2.00	0.00						

4 - Are you:								
Response Option	Weight	Frequency	Percent	Percent Responses		Means		
Presently enrolled in a graduate program	(1)	1	50%			2.00		
Plan to enroll in the near future	(2)	0	0%					
Plan to enroll in the next five years	(3)	1	50%					
Do not plan to ever enroll in a graduate program	(4)	0	0%					
Plan to pursue a military career	(5)	0	0%					
				0	25	50	75	100
Return Rate	Mean	STD						
2/6 (33.33%)	2.00	1.41						

5 - Employment Status:								
Response Option	Weight	Frequency	Percent	Percent Responses		Means		
Full-Time in a related field	(1)	1	50%			1.50		
Full-time in unrelated field	(2)	1	50%					
Part-time in a related field	(3)	0	0%					
Part-time in unrelated field	(4)	0	0%					
				0	25	50	75	100
Return Rate	Mean	STD						
2/6 (33.33%)	1.50	0.71						

William Carey University
Graduate Follow-Up Survey 2017 Social Science

6 - Unemployed Status:								
Response Option	Weight	Frequency	Percent	Percent Responses		Means		
Unemployed and not seeking employment	(1)	0	0%					
Unemployed and seeking employment	(2)	0	0%					
Retired	(3)	0	0%					
Not Applicable	(0)	2	100%					
				0	25	50	75	100
Return Rate	Mean	STD						
2/6 (33.33%)	0.00	0.00						

7 - Do you recommend William Carey University to individuals seeking programs similar to the one you completed?								
Response Option	Weight	Frequency	Percent	Percent Responses		Means		
Yes	(1)	2	100%			1.00		
No	(2)	0	0%					
				0	25	50	75	100
Return Rate	Mean	STD						
2/6 (33.33%)	1.00	0.00						

8 - Approximate GPA?								
Response Option	Weight	Frequency	Percent	Percent Responses		Means		
3.5-4.0	(4)	1	50%			3.50		
3.0-3.5	(3)	1	50%					
2.5-3.0	(2)	0	0%					
2.0-2.5	(1)	0	0%					
				0	25	50	75	100
Return Rate	Mean	STD						
2/6 (33.33%)	3.50	0.71						

9 - Were you a Community or Junior college transfer?								
Response Option	Weight	Frequency	Percent	Percent Responses		Means		
Yes	(1)	1	50%			1.50		
No	(2)	1	50%					
				0	25	50	75	100
Return Rate	Mean	STD						
2/6 (33.33%)	1.50	0.71						

10 - Instruction in courses -								
Response Option	Weight	Frequency	Percent	Percent Responses		Means		
Excellent	(4)	2	100%			4.00		
Good	(3)	0	0%					
Fair	(2)	0	0%					
Poor	(1)	0	0%					
				0	25	50	75	100
Return Rate	Mean	STD						
2/6 (33.33%)	4.00	0.00						

William Carey University
Graduate Follow-Up Survey 2017 Social Science

11 - Accessibility of instructors-									
Response Option	Weight	Frequency	Percent	Percent Responses		Means			
Excellent	(4)	2	100%			4.00			
Good	(3)	0	0%						
Fair	(2)	0	0%						
Poor	(1)	0	0%						
				0	25	50	75	100	Course
Return Rate	Mean	STD							
2/6 (33.33%)	4.00	0.00							

12 - Quality of career counseling-									
Response Option	Weight	Frequency	Percent	Percent Responses		Means			
Excellent	(4)	1	50%			3.50			
Good	(3)	1	50%						
Fair	(2)	0	0%						
Poor	(1)	0	0%						
				0	25	50	75	100	Course
Return Rate	Mean	STD							
2/6 (33.33%)	3.50	0.71							

13 - Overall academic degree program -									
Response Option	Weight	Frequency	Percent	Percent Responses		Means			
Excellent	(4)	1	50%			3.50			
Good	(3)	1	50%						
Fair	(2)	0	0%						
Poor	(1)	0	0%						
				0	25	50	75	100	Course
Return Rate	Mean	STD							
2/6 (33.33%)	3.50	0.71							

William Carey University
Graduate Follow-Up Survey 2017 Speech Communication

1 - I am presently an active member of a church								
Response Option	Weight	Frequency	Percent	Percent Responses		Means		
Yes	(1)	1	100%					
No	(2)	0	0%					
				0	25	50	75	100
Return Rate								
1/8 (12.5%)								

2 - Type of Employer:								
Response Option	Weight	Frequency	Percent	Percent Responses		Means		
Private	(5)	0	0%					
Military	(4)	0	0%					
Educational	(3)	1	100%					
Federal/State	(2)	0	0%					
Church	(1)	0	0%					
				0	25	50	75	100
Return Rate								
1/8 (12.5%)								

3 - Job preparation received at William Carey University:								
Response Option	Weight	Frequency	Percent	Percent Responses		Means		
Excellent	(4)	0	0%			2.00		
Good	(3)	0	0%					
Fair	(2)	1	100%					
Inadequate	(1)	0	0%					
				0	25	50	75	100
Return Rate	Mean	STD						
1/8 (12.5%)	2.00	0.00						

4 - Are you:								
Response Option	Weight	Frequency	Percent	Percent Responses		Means		
Presently enrolled in a graduate program	(1)	1	100%			1.00		
Plan to enroll in the near future	(2)	0	0%					
Plan to enroll in the next five years	(3)	0	0%					
Do not plan to ever enroll in a graduate program	(4)	0	0%					
Plan to pursue a military career	(5)	0	0%					
				0	25	50	75	100
Return Rate	Mean	STD						
1/8 (12.5%)	1.00	0.00						

5 - Employment Status:								
Response Option	Weight	Frequency	Percent	Percent Responses		Means		
Full-Time in a related field	(1)	0	0%					
Full-time in unrelated field	(2)	0	0%					
Part-time in a related field	(3)	0	0%					
Part-time in unrelated field	(4)	0	0%					
				0	25	50	75	100
Return Rate	Mean	STD						
0/8 (0%)	0.00	0.00						

William Carey University
Graduate Follow-Up Survey 2017 Speech Communication

6 - Unemployed Status:									
Response Option	Weight	Frequency	Percent	Percent Responses		Means			
Unemployed and not seeking employment	(1)	0	0%			2.00			
Unemployed and seeking employment	(2)	1	100%						
Retired	(3)	0	0%						
Not Applicable	(0)	0	0%						
				0	25	50	75	100	Course
Return Rate	Mean	STD							
1/8 (12.5%)	2.00	0.00							

7 - Do you recommend William Carey University to individuals seeking programs similar to the one you completed?									
Response Option	Weight	Frequency	Percent	Percent Responses		Means			
Yes	(1)	1	100%			1.00			
No	(2)	0	0%						
				0	25	50	75	100	Course
Return Rate	Mean	STD							
1/8 (12.5%)	1.00	0.00							

8 - Approximate GPA?									
Response Option	Weight	Frequency	Percent	Percent Responses		Means			
3.5-4.0	(4)	0	0%			2.00			
3.0-3.5	(3)	0	0%						
2.5-3.0	(2)	1	100%						
2.0-2.5	(1)	0	0%						
				0	25	50	75	100	Course
Return Rate	Mean	STD							
1/8 (12.5%)	2.00	0.00							

9 - Were you a Community or Junior college transfer?									
Response Option	Weight	Frequency	Percent	Percent Responses		Means			
Yes	(1)	0	0%			2.00			
No	(2)	1	100%						
				0	25	50	75	100	Course
Return Rate	Mean	STD							
1/8 (12.5%)	2.00	0.00							

10 - Instruction in courses -									
Response Option	Weight	Frequency	Percent	Percent Responses		Means			
Excellent	(4)	0	0%			3.00			
Good	(3)	1	100%						
Fair	(2)	0	0%						
Poor	(1)	0	0%						
				0	25	50	75	100	Course
Return Rate	Mean	STD							
1/8 (12.5%)	3.00	0.00							

William Carey University
Graduate Follow-Up Survey 2017 Speech Communication

11 - Accessibility of instructors-									
Response Option	Weight	Frequency	Percent	Percent Responses		Means			
Excellent	(4)	0	0%			3.00			
Good	(3)	1	100%						
Fair	(2)	0	0%						
Poor	(1)	0	0%						
				0	25	50	75	100	Course
Return Rate	Mean	STD							
1/8 (12.5%)	3.00	0.00							

12 - Quality of career counseling-									
Response Option	Weight	Frequency	Percent	Percent Responses		Means			
Excellent	(4)	0	0%			2.00			
Good	(3)	0	0%						
Fair	(2)	1	100%						
Poor	(1)	0	0%						
				0	25	50	75	100	Course
Return Rate	Mean	STD							
1/8 (12.5%)	2.00	0.00							

13 - Overall academic degree program -									
Response Option	Weight	Frequency	Percent	Percent Responses		Means			
Excellent	(4)	1	100%			4.00			
Good	(3)	0	0%						
Fair	(2)	0	0%						
Poor	(1)	0	0%						
				0	25	50	75	100	Course
Return Rate	Mean	STD							
1/8 (12.5%)	4.00	0.00							

William Carey University
Graduate Follow-Up Survey 2017 MA-English

1 - I am presently an active member of a church								
Response Option	Weight	Frequency	Percent	Percent Responses		Means		
Yes	(1)	1	100%					
No	(2)	0	0%					
				0	25	50	75	100
Return Rate								
1/3 (33.33%)								

2 - Type of Employer:								
Response Option	Weight	Frequency	Percent	Percent Responses		Means		
Private	(5)	0	0%					
Military	(4)	0	0%					
Educational	(3)	1	100%					
Federal/State	(2)	0	0%					
Church	(1)	0	0%					
				0	25	50	75	100
Return Rate								
1/3 (33.33%)								

3 - Job preparation received at William Carey University:								
Response Option	Weight	Frequency	Percent	Percent Responses		Means		
Excellent	(4)	1	100%			4.00		
Good	(3)	0	0%					
Fair	(2)	0	0%					
Inadequate	(1)	0	0%					
				0	25	50	75	100
Return Rate	Mean	STD						
1/3 (33.33%)	4.00	0.00						

4 - Are you:								
Response Option	Weight	Frequency	Percent	Percent Responses		Means		
Presently enrolled in a graduate program	(1)	0	0%					
Plan to enroll in the near future	(2)	0	0%					
Plan to enroll in the next five years	(3)	0	0%					
Do not plan to ever enroll in a graduate program	(4)	0	0%					
Plan to pursue a military career	(5)	0	0%					
				0	25	50	75	100
Return Rate	Mean	STD						
0/3 (0%)	0.00	0.00						

5 - Employment Status:								
Response Option	Weight	Frequency	Percent	Percent Responses		Means		
Full-Time in a related field	(1)	1	100%			1.00		
Full-time in unrelated field	(2)	0	0%					
Part-time in a related field	(3)	0	0%					
Part-time in unrelated field	(4)	0	0%					
				0	25	50	75	100
Return Rate	Mean	STD						
1/3 (33.33%)	1.00	0.00						

William Carey University
Graduate Follow-Up Survey 2017 MA-English

6 - Unemployed Status:								
Response Option	Weight	Frequency	Percent	Percent Responses		Means		
Unemployed and not seeking employment	(1)	0	0%					
Unemployed and seeking employment	(2)	0	0%					
Retired	(3)	0	0%					
Not Applicable	(0)	0	0%					
				0	25	50	75	100
Return Rate	Mean	STD						
0/3 (0%)	0.00	0.00						

7 - Do you recommend William Carey University to individuals seeking programs similar to the one you completed?								
Response Option	Weight	Frequency	Percent	Percent Responses		Means		
Yes	(1)	1	100%					
No	(2)	0	0%					
				0	25	50	75	100
Return Rate	Mean	STD						
1/3 (33.33%)	1.00	0.00						

8 - Approximate GPA?								
Response Option	Weight	Frequency	Percent	Percent Responses		Means		
3.5-4.0	(4)	1	100%					
3.0-3.5	(3)	0	0%					
2.5-3.0	(2)	0	0%					
2.0-2.5	(1)	0	0%					
				0	25	50	75	100
Return Rate	Mean	STD						
1/3 (33.33%)	4.00	0.00						

9 - Were you a Community or Junior college transfer?								
Response Option	Weight	Frequency	Percent	Percent Responses		Means		
Yes	(1)	1	100%					
No	(2)	0	0%					
				0	25	50	75	100
Return Rate	Mean	STD						
1/3 (33.33%)	1.00	0.00						

10 - Instruction in courses -								
Response Option	Weight	Frequency	Percent	Percent Responses		Means		
Excellent	(4)	1	100%					
Good	(3)	0	0%					
Fair	(2)	0	0%					
Poor	(1)	0	0%					
				0	25	50	75	100
Return Rate	Mean	STD						
1/3 (33.33%)	4.00	0.00						

William Carey University
Graduate Follow-Up Survey 2017 MA-English

11 - Accessibility of instructors-									
Response Option	Weight	Frequency	Percent	Percent Responses		Means			
Excellent	(4)	1	100%			4.00			
Good	(3)	0	0%						
Fair	(2)	0	0%						
Poor	(1)	0	0%						
				0	25	50	75	100	Course
Return Rate	Mean	STD							
1/3 (33.33%)	4.00	0.00							

12 - Quality of career counseling-									
Response Option	Weight	Frequency	Percent	Percent Responses		Means			
Excellent	(4)	1	100%			4.00			
Good	(3)	0	0%						
Fair	(2)	0	0%						
Poor	(1)	0	0%						
				0	25	50	75	100	Course
Return Rate	Mean	STD							
1/3 (33.33%)	4.00	0.00							

13 - Overall academic degree program -									
Response Option	Weight	Frequency	Percent	Percent Responses		Means			
Excellent	(4)	1	100%			4.00			
Good	(3)	0	0%						
Fair	(2)	0	0%						
Poor	(1)	0	0%						
				0	25	50	75	100	Course
Return Rate	Mean	STD							
1/3 (33.33%)	4.00	0.00							

William Carey University
Graduate Follow-Up Survey 2017 Master of Biomedical Science

1 - I am presently an active member of a church								
Response Option	Weight	Frequency	Percent	Percent Responses		Means		
Yes	(1)	2	28.57%					
No	(2)	5	71.43%					
				0	25	50	75	100
Return Rate								
7/32 (21.88%)								

2 - Type of Employer:								
Response Option	Weight	Frequency	Percent	Percent Responses		Means		
Private	(5)	2	50%					
Military	(4)	0	0%					
Educational	(3)	2	50%					
Federal/State	(2)	0	0%					
Church	(1)	0	0%					
				0	25	50	75	100
Return Rate								
4/32 (12.5%)								

3 - Job preparation received at William Carey University:								
Response Option	Weight	Frequency	Percent	Percent Responses		Means		
Excellent	(4)	1	14.29%			3.00		
Good	(3)	5	71.43%					
Fair	(2)	1	14.29%					
Inadequate	(1)	0	0%					
				0	25	50	75	100
Return Rate	Mean	STD						
7/32 (21.88%)	3.00	0.58						

4 - Are you:								
Response Option	Weight	Frequency	Percent	Percent Responses		Means		
Presently enrolled in a graduate program	(1)	7	100%			1.00		
Plan to enroll in the near future	(2)	0	0%					
Plan to enroll in the next five years	(3)	0	0%					
Do not plan to ever enroll in a graduate program	(4)	0	0%					
Plan to pursue a military career	(5)	0	0%					
				0	25	50	75	100
Return Rate	Mean	STD						
7/32 (21.88%)	1.00	0.00						

5 - Employment Status:								
Response Option	Weight	Frequency	Percent	Percent Responses		Means		
Full-Time in a related field	(1)	4	100%			1.00		
Full-time in unrelated field	(2)	0	0%					
Part-time in a related field	(3)	0	0%					
Part-time in unrelated field	(4)	0	0%					
				0	25	50	75	100
Return Rate	Mean	STD						
4/32 (12.5%)	1.00	0.00						

William Carey University
Graduate Follow-Up Survey 2017 Master of Biomedical Science

6 - Unemployed Status:						
Response Option	Weight	Frequency	Percent	Percent Responses	Means	
Unemployed and not seeking employment	(1)	1	14.29%		1.00	
Unemployed and seeking employment	(2)	0	0%			
Retired	(3)	0	0%			
Not Applicable	(0)	6	85.71%			
				0 25 50 75 100	Course	
Return Rate	Mean	STD				
7/32 (21.88%)	1.00	0.00				

7 - Do you recommend William Carey University to individuals seeking programs similar to the one you completed?						
Response Option	Weight	Frequency	Percent	Percent Responses	Means	
Yes	(1)	7	100%		1.00	
No	(2)	0	0%			
				0 25 50 75 100	Course	
Return Rate	Mean	STD				
7/32 (21.88%)	1.00	0.00				

8 - Approximate GPA?						
Response Option	Weight	Frequency	Percent	Percent Responses	Means	
3.5-4.0	(4)	4	57.14%		3.43	
3.0-3.5	(3)	2	28.57%			
2.5-3.0	(2)	1	14.29%			
2.0-2.5	(1)	0	0%			
				0 25 50 75 100	Course	
Return Rate	Mean	STD				
7/32 (21.88%)	3.43	0.79				

9 - Were you a Community or Junior college transfer?						
Response Option	Weight	Frequency	Percent	Percent Responses	Means	
Yes	(1)	0	0%		2.00	
No	(2)	7	100%			
				0 25 50 75 100	Course	
Return Rate	Mean	STD				
7/32 (21.88%)	2.00	0.00				

10 - Instruction in courses -						
Response Option	Weight	Frequency	Percent	Percent Responses	Means	
Excellent	(4)	4	57.14%		3.57	
Good	(3)	3	42.86%			
Fair	(2)	0	0%			
Poor	(1)	0	0%			
				0 25 50 75 100	Course	
Return Rate	Mean	STD				
7/32 (21.88%)	3.57	0.53				

William Carey University
Graduate Follow-Up Survey 2017 Master of Biomedical Science

11 - Accessibility of instructors-									
Response Option	Weight	Frequency	Percent	Percent Responses		Means			
Excellent	(4)	4	57.14%			3.57			
Good	(3)	3	42.86%						
Fair	(2)	0	0%						
Poor	(1)	0	0%						
				0	25	50	75	100	Course
Return Rate	Mean	STD							
7/32 (21.88%)	3.57	0.53							

12 - Quality of career counseling-									
Response Option	Weight	Frequency	Percent	Percent Responses		Means			
Excellent	(4)	1	14.29%			2.86			
Good	(3)	5	71.43%						
Fair	(2)	0	0%						
Poor	(1)	1	14.29%						
				0	25	50	75	100	Course
Return Rate	Mean	STD							
7/32 (21.88%)	2.86	0.90							

13 - Overall academic degree program -									
Response Option	Weight	Frequency	Percent	Percent Responses		Means			
Excellent	(4)	4	57.14%			3.57			
Good	(3)	3	42.86%						
Fair	(2)	0	0%						
Poor	(1)	0	0%						
				0	25	50	75	100	Course
Return Rate	Mean	STD							
7/32 (21.88%)	3.57	0.53							

William Carey University
Graduate Follow-Up Survey 2017 Master of Business Administration

1 - I am presently an active member of a church					
Response Option	Weight	Frequency	Percent	Percent Responses	Means
Yes	(1)	11	84.62%		
No	(2)	2	15.38%		
				0 25 50 75 100	
Return Rate					
13/40 (32.5%)					

2 - Type of Employer:					
Response Option	Weight	Frequency	Percent	Percent Responses	Means
Private	(5)	7	53.85%		
Military	(4)	0	0%		
Educational	(3)	4	30.77%		
Federal/State	(2)	2	15.38%		
Church	(1)	0	0%		
				0 25 50 75 100	
Return Rate					
13/40 (32.5%)					

3 - Job preparation received at William Carey University:					
Response Option	Weight	Frequency	Percent	Percent Responses	Means
Excellent	(4)	8	61.54%		3.46
Good	(3)	4	30.77%		
Fair	(2)	0	0%		
Inadequate	(1)	1	7.69%		
				0 25 50 75 100	Course
Return Rate	Mean	STD			
13/40 (32.5%)	3.46	0.88			

4 - Are you:					
Response Option	Weight	Frequency	Percent	Percent Responses	Means
Presently enrolled in a graduate program	(1)	2	20%		3.20
Plan to enroll in the near future	(2)	0	0%		
Plan to enroll in the next five years	(3)	2	20%		
Do not plan to ever enroll in a graduate program	(4)	6	60%		
Plan to pursue a military career	(5)	0	0%		
				0 25 50 75 100	Course
Return Rate	Mean	STD			
10/40 (25%)	3.20	1.23			

5 - Employment Status:					
Response Option	Weight	Frequency	Percent	Percent Responses	Means
Full-Time in a related field	(1)	10	76.92%		1.31
Full-time in unrelated field	(2)	2	15.38%		
Part-time in a related field	(3)	1	7.69%		
Part-time in unrelated field	(4)	0	0%		
				0 25 50 75 100	Course
Return Rate	Mean	STD			
13/40 (32.5%)	1.31	0.63			

William Carey University
Graduate Follow-Up Survey 2017 Master of Business Administration

6 - Unemployed Status:									
Response Option	Weight	Frequency	Percent	Percent Responses		Means			
Unemployed and not seeking employment	(1)	0	0%						
Unemployed and seeking employment	(2)	0	0%						
Retired	(3)	0	0%						
Not Applicable	(0)	11	100%						
				0	25	50	75	100	
Return Rate	Mean	STD							
11/40 (27.5%)	0.00	0.00							




7 - Do you recommend William Carey University to individuals seeking programs similar to the one you completed?									
Response Option	Weight	Frequency	Percent	Percent Responses		Means			
Yes	(1)	12	100%			1.00			
No	(2)	0	0%						
				0	25	50	75	100	Course
Return Rate	Mean	STD							
12/40 (30%)	1.00	0.00							






8 - Approximate GPA?									
Response Option	Weight	Frequency	Percent	Percent Responses		Means			
3.5-4.0	(4)	9	69.23%			3.62			
3.0-3.5	(3)	3	23.08%						
2.5-3.0	(2)	1	7.69%						
2.0-2.5	(1)	0	0%						
				0	25	50	75	100	Course
Return Rate	Mean	STD							
13/40 (32.5%)	3.62	0.65							




9 - Were you a Community or Junior college transfer?									
Response Option	Weight	Frequency	Percent	Percent Responses		Means			
Yes	(1)	7	53.85%			1.46			
No	(2)	6	46.15%						
				0	25	50	75	100	Course
Return Rate	Mean	STD							
13/40 (32.5%)	1.46	0.52							

10 - Instruction in courses -									
Response Option	Weight	Frequency	Percent	Percent Responses		Means			
Excellent	(4)	9	75%			3.75			
Good	(3)	3	25%						
Fair	(2)	0	0%						
Poor	(1)	0	0%						
				0	25	50	75	100	Course
Return Rate	Mean	STD							
12/40 (30%)	3.75	0.45							

William Carey University
Graduate Follow-Up Survey 2017 Master of Business Administration

11 - Accessibility of instructors-						
Response Option	Weight	Frequency	Percent	Percent Responses	Means	
Excellent	(4)	8	61.54%			
Good	(3)	5	38.46%			
Fair	(2)	0	0%			
Poor	(1)	0	0%			
				0 25 50 75 100	Course	
Return Rate	Mean	STD				
13/40 (32.5%)	3.62	0.51				

12 - Quality of career counseling-						
Response Option	Weight	Frequency	Percent	Percent Responses	Means	
Excellent	(4)	4	30.77%			
Good	(3)	7	53.85%			
Fair	(2)	1	7.69%			
Poor	(1)	1	7.69%			
				0 25 50 75 100	Course	
Return Rate	Mean	STD				
13/40 (32.5%)	3.08	0.86				

13 - Overall academic degree program -						
Response Option	Weight	Frequency	Percent	Percent Responses	Means	
Excellent	(4)	7	58.33%			
Good	(3)	5	41.67%			
Fair	(2)	0	0%			
Poor	(1)	0	0%			
				0 25 50 75 100	Course	
Return Rate	Mean	STD				
12/40 (30%)	3.58	0.51				

William Carey University
Graduate Follow-Up Survey 2017 MED - Hattiesburg

1 - I am presently an active member of a church								
Response Option	Weight	Frequency	Percent	Percent Responses		Means		
Yes	(1)	26	86.67%					
No	(2)	4	13.33%					
				0	25	50	75	100
Return Rate								
30/190 (15.79%)								

2 - Type of Employer:								
Response Option	Weight	Frequency	Percent	Percent Responses		Means		
Private	(5)	0	0%					
Military	(4)	0	0%					
Educational	(3)	25	83.33%					
Federal/State	(2)	5	16.67%					
Church	(1)	0	0%					
				0	25	50	75	100
Return Rate								
30/190 (15.79%)								

3 - Job preparation received at William Carey University:								
Response Option	Weight	Frequency	Percent	Percent Responses		Means		
Excellent	(4)	25	83.33%			3.83		
Good	(3)	5	16.67%					
Fair	(2)	0	0%					
Inadequate	(1)	0	0%					
				0	25	50	75	100
Return Rate	Mean	STD						
30/190 (15.79%)	3.83	0.38						

4 - Are you:								
Response Option	Weight	Frequency	Percent	Percent Responses		Means		
Presently enrolled in a graduate program	(1)	7	30.43%			2.52		
Plan to enroll in the near future	(2)	5	21.74%					
Plan to enroll in the next five years	(3)	3	13.04%					
Do not plan to ever enroll in a graduate program	(4)	8	34.78%					
Plan to pursue a military career	(5)	0	0%					
				0	25	50	75	100
Return Rate	Mean	STD						
23/190 (12.11%)	2.52	1.27						

5 - Employment Status:								
Response Option	Weight	Frequency	Percent	Percent Responses		Means		
Full-Time in a related field	(1)	27	90%			1.20		
Full-time in unrelated field	(2)	0	0%					
Part-time in a related field	(3)	3	10%					
Part-time in unrelated field	(4)	0	0%					
				0	25	50	75	100
Return Rate	Mean	STD						
30/190 (15.79%)	1.20	0.61						

William Carey University
Graduate Follow-Up Survey 2017 MED - Hattiesburg

6 - Unemployed Status:								
Response Option	Weight	Frequency	Percent	Percent Responses		Means		
Unemployed and not seeking employment	(1)	0	0%					
Unemployed and seeking employment	(2)	0	0%					
Retired	(3)	0	0%					
Not Applicable	(0)	18	100%					
				0	25	50	75	100
Return Rate	Mean	STD						
18/190 (9.47%)	0.00	0.00						





7 - Do you recommend William Carey University to individuals seeking programs similar to the one you completed?								
Response Option	Weight	Frequency	Percent	Percent Responses		Means		
Yes	(1)	30	100%			1.00		
No	(2)	0	0%					
				0	25	50	75	100
Return Rate	Mean	STD						
30/190 (15.79%)	1.00	0.00						





8 - Approximate GPA?								
Response Option	Weight	Frequency	Percent	Percent Responses		Means		
3.5-4.0	(4)	28	93.33%			3.93		
3.0-3.5	(3)	2	6.67%					
2.5-3.0	(2)	0	0%					
2.0-2.5	(1)	0	0%					
				0	25	50	75	100
Return Rate	Mean	STD						
30/190 (15.79%)	3.93	0.25						




9 - Were you a Community or Junior college transfer?								
Response Option	Weight	Frequency	Percent	Percent Responses		Means		
Yes	(1)	8	27.59%			1.72		
No	(2)	21	72.41%					
				0	25	50	75	100
Return Rate	Mean	STD						
29/190 (15.26%)	1.72	0.45						

10 - Instruction in courses -								
Response Option	Weight	Frequency	Percent	Percent Responses		Means		
Excellent	(4)	24	80%			3.77		
Good	(3)	5	16.67%					
Fair	(2)	1	3.33%					
Poor	(1)	0	0%					
				0	25	50	75	100
Return Rate	Mean	STD						
30/190 (15.79%)	3.77	0.50						

William Carey University
Graduate Follow-Up Survey 2017 MED - Hattiesburg

11 - Accessibility of instructors-						
Response Option	Weight	Frequency	Percent	Percent Responses	Means	
Excellent	(4)	20	71.43%		 3.68	
Good	(3)	7	25%			
Fair	(2)	1	3.57%			
Poor	(1)	0	0%			
				0 25 50 75 100	Course	
Return Rate	Mean	STD				
28/190 (14.74%)	3.68	0.55				

12 - Quality of career counseling-						
Response Option	Weight	Frequency	Percent	Percent Responses	Means	
Excellent	(4)	18	64.29%		 3.50	
Good	(3)	6	21.43%			
Fair	(2)	4	14.29%			
Poor	(1)	0	0%			
				0 25 50 75 100	Course	
Return Rate	Mean	STD				
28/190 (14.74%)	3.50	0.75				

13 - Overall academic degree program -						
Response Option	Weight	Frequency	Percent	Percent Responses	Means	
Excellent	(4)	24	80%		 3.80	
Good	(3)	6	20%			
Fair	(2)	0	0%			
Poor	(1)	0	0%			
				0 25 50 75 100	Course	
Return Rate	Mean	STD				
30/190 (15.79%)	3.80	0.41				

William Carey University
Graduate Follow-Up Survey 2017 MED - Tradition

1 - I am presently an active member of a church								
Response Option	Weight	Frequency	Percent	Percent Responses		Means		
Yes	(1)	4	44.44%					
No	(2)	5	55.56%					
				0	25	50	75	100
Return Rate								
9/71 (12.68%)								

2 - Type of Employer:								
Response Option	Weight	Frequency	Percent	Percent Responses		Means		
Private	(5)	0	0%					
Military	(4)	0	0%					
Educational	(3)	7	77.78%					
Federal/State	(2)	2	22.22%					
Church	(1)	0	0%					
				0	25	50	75	100
Return Rate								
9/71 (12.68%)								

3 - Job preparation received at William Carey University:								
Response Option	Weight	Frequency	Percent	Percent Responses		Means		
Excellent	(4)	7	77.78%			3.78		
Good	(3)	2	22.22%					
Fair	(2)	0	0%					
Inadequate	(1)	0	0%					
				0	25	50	75	100
Return Rate	Mean	STD						
9/71 (12.68%)	3.78	0.44						

4 - Are you:								
Response Option	Weight	Frequency	Percent	Percent Responses		Means		
Presently enrolled in a graduate program	(1)	2	28.57%			2.29		
Plan to enroll in the near future	(2)	2	28.57%					
Plan to enroll in the next five years	(3)	2	28.57%					
Do not plan to ever enroll in a graduate program	(4)	1	14.29%					
Plan to pursue a military career	(5)	0	0%					
				0	25	50	75	100
Return Rate	Mean	STD						
7/71 (9.86%)	2.29	1.11						

5 - Employment Status:								
Response Option	Weight	Frequency	Percent	Percent Responses		Means		
Full-Time in a related field	(1)	9	100%			1.00		
Full-time in unrelated field	(2)	0	0%					
Part-time in a related field	(3)	0	0%					
Part-time in unrelated field	(4)	0	0%					
				0	25	50	75	100
Return Rate	Mean	STD						
9/71 (12.68%)	1.00	0.00						

William Carey University
Graduate Follow-Up Survey 2017 MED - Tradition

6 - Unemployed Status:								
Response Option	Weight	Frequency	Percent	Percent Responses		Means		
Unemployed and not seeking employment	(1)	0	0%					
Unemployed and seeking employment	(2)	0	0%					
Retired	(3)	0	0%					
Not Applicable	(0)	8	100%					
				0	25	50	75	100
Return Rate	Mean	STD						
8/71 (11.27%)	0.00	0.00						




7 - Do you recommend William Carey University to individuals seeking programs similar to the one you completed?								
Response Option	Weight	Frequency	Percent	Percent Responses		Means		
Yes	(1)	9	100%			1.00		
No	(2)	0	0%					
				0	25	50	75	100
Return Rate	Mean	STD						
9/71 (12.68%)	1.00	0.00						




8 - Approximate GPA?								
Response Option	Weight	Frequency	Percent	Percent Responses		Means		
3.5-4.0	(4)	8	88.89%			3.89		
3.0-3.5	(3)	1	11.11%					
2.5-3.0	(2)	0	0%					
2.0-2.5	(1)	0	0%					
				0	25	50	75	100
Return Rate	Mean	STD						
9/71 (12.68%)	3.89	0.33						




9 - Were you a Community or Junior college transfer?								
Response Option	Weight	Frequency	Percent	Percent Responses		Means		
Yes	(1)	2	22.22%			1.78		
No	(2)	7	77.78%					
				0	25	50	75	100
Return Rate	Mean	STD						
9/71 (12.68%)	1.78	0.44						

10 - Instruction in courses -								
Response Option	Weight	Frequency	Percent	Percent Responses		Means		
Excellent	(4)	6	66.67%			3.67		
Good	(3)	3	33.33%					
Fair	(2)	0	0%					
Poor	(1)	0	0%					
				0	25	50	75	100
Return Rate	Mean	STD						
9/71 (12.68%)	3.67	0.50						

William Carey University
Graduate Follow-Up Survey 2017 MED - Tradition

11 - Accessibility of instructors-						
Response Option	Weight	Frequency	Percent	Percent Responses	Means	
Excellent	(4)	8	88.89%			
Good	(3)	1	11.11%			
Fair	(2)	0	0%			
Poor	(1)	0	0%			
				0 25 50 75 100	Course	
Return Rate	Mean	STD				
9/71 (12.68%)	3.89	0.33				

12 - Quality of career counseling-						
Response Option	Weight	Frequency	Percent	Percent Responses	Means	
Excellent	(4)	6	66.67%			
Good	(3)	3	33.33%			
Fair	(2)	0	0%			
Poor	(1)	0	0%			
				0 25 50 75 100	Course	
Return Rate	Mean	STD				
9/71 (12.68%)	3.67	0.50				

13 - Overall academic degree program -						
Response Option	Weight	Frequency	Percent	Percent Responses	Means	
Excellent	(4)	8	88.89%			
Good	(3)	1	11.11%			
Fair	(2)	0	0%			
Poor	(1)	0	0%			
				0 25 50 75 100	Course	
Return Rate	Mean	STD				
9/71 (12.68%)	3.89	0.33				

William Carey University
Graduate Follow-Up Survey 2017 MM-Church Music

1 - I am presently an active member of a church								
Response Option	Weight	Frequency	Percent	Percent Responses		Means		
Yes	(1)	1	100%					
No	(2)	0	0%					
				0	25	50	75	100
Return Rate								
1/1 (100%)								

2 - Type of Employer:								
Response Option	Weight	Frequency	Percent	Percent Responses		Means		
Private	(5)	0	0%					
Military	(4)	0	0%					
Educational	(3)	0	0%					
Federal/State	(2)	0	0%					
Church	(1)	1	100%					
				0	25	50	75	100
Return Rate								
1/1 (100%)								

3 - Job preparation received at William Carey University:								
Response Option	Weight	Frequency	Percent	Percent Responses		Means		
Excellent	(4)	1	100%			4.00		
Good	(3)	0	0%					
Fair	(2)	0	0%					
Inadequate	(1)	0	0%					
				0	25	50	75	100
Return Rate	Mean	STD						
1/1 (100%)	4.00	0.00		Course				

4 - Are you:								
Response Option	Weight	Frequency	Percent	Percent Responses		Means		
Presently enrolled in a graduate program	(1)	0	0%					
Plan to enroll in the near future	(2)	0	0%					
Plan to enroll in the next five years	(3)	0	0%					
Do not plan to ever enroll in a graduate program	(4)	0	0%					
Plan to pursue a military career	(5)	0	0%					
				0	25	50	75	100
Return Rate	Mean	STD						
0/1 (0%)	0.00	0.00						

5 - Employment Status:								
Response Option	Weight	Frequency	Percent	Percent Responses		Means		
Full-Time in a related field	(1)	1	100%			1.00		
Full-time in unrelated field	(2)	0	0%					
Part-time in a related field	(3)	0	0%					
Part-time in unrelated field	(4)	0	0%					
				0	25	50	75	100
Return Rate	Mean	STD						
1/1 (100%)	1.00	0.00		Course				

William Carey University
Graduate Follow-Up Survey 2017 MM-Church Music

6 - Unemployed Status:								
Response Option	Weight	Frequency	Percent	Percent Responses		Means		
Unemployed and not seeking employment	(1)	0	0%					
Unemployed and seeking employment	(2)	0	0%					
Retired	(3)	0	0%					
Not Applicable	(0)	1	100%					
				0	25	50	75	100
Return Rate	Mean	STD						
1/1 (100%)	0.00	0.00						

7 - Do you recommend William Carey University to individuals seeking programs similar to the one you completed?								
Response Option	Weight	Frequency	Percent	Percent Responses		Means		
Yes	(1)	1	100%			1.00		
No	(2)	0	0%					
				0	25	50	75	100
Return Rate	Mean	STD						
1/1 (100%)	1.00	0.00						

8 - Approximate GPA?								
Response Option	Weight	Frequency	Percent	Percent Responses		Means		
3.5-4.0	(4)	1	100%			4.00		
3.0-3.5	(3)	0	0%					
2.5-3.0	(2)	0	0%					
2.0-2.5	(1)	0	0%					
				0	25	50	75	100
Return Rate	Mean	STD						
1/1 (100%)	4.00	0.00						

9 - Were you a Community or Junior college transfer?								
Response Option	Weight	Frequency	Percent	Percent Responses		Means		
Yes	(1)	0	0%			2.00		
No	(2)	1	100%					
				0	25	50	75	100
Return Rate	Mean	STD						
1/1 (100%)	2.00	0.00						

10 - Instruction in courses -								
Response Option	Weight	Frequency	Percent	Percent Responses		Means		
Excellent	(4)	1	100%			4.00		
Good	(3)	0	0%					
Fair	(2)	0	0%					
Poor	(1)	0	0%					
				0	25	50	75	100
Return Rate	Mean	STD						
1/1 (100%)	4.00	0.00						

William Carey University
Graduate Follow-Up Survey 2017 MM-Church Music

11 - Accessibility of instructors-									
Response Option	Weight	Frequency	Percent	Percent Responses		Means			
Excellent	(4)	1	100%			4.00			
Good	(3)	0	0%						
Fair	(2)	0	0%						
Poor	(1)	0	0%						
				0	25	50	75	100	Course
Return Rate	Mean	STD							
1/1 (100%)	4.00	0.00							

12 - Quality of career counseling-									
Response Option	Weight	Frequency	Percent	Percent Responses		Means			
Excellent	(4)	1	100%			4.00			
Good	(3)	0	0%						
Fair	(2)	0	0%						
Poor	(1)	0	0%						
				0	25	50	75	100	Course
Return Rate	Mean	STD							
1/1 (100%)	4.00	0.00							

13 - Overall academic degree program -									
Response Option	Weight	Frequency	Percent	Percent Responses		Means			
Excellent	(4)	1	100%			4.00			
Good	(3)	0	0%						
Fair	(2)	0	0%						
Poor	(1)	0	0%						
				0	25	50	75	100	Course
Return Rate	Mean	STD							
1/1 (100%)	4.00	0.00							

William Carey University
Graduate Follow-Up Survey 2017 MM-Music Education

1 - I am presently an active member of a church								
Response Option	Weight	Frequency	Percent	Percent Responses		Means		
Yes	(1)	0	0%					
No	(2)	1	100%					
				0	25	50	75	100
Return Rate								
1/4 (25%)								

2 - Type of Employer:								
Response Option	Weight	Frequency	Percent	Percent Responses		Means		
Private	(5)	0	0%					
Military	(4)	0	0%					
Educational	(3)	1	100%					
Federal/State	(2)	0	0%					
Church	(1)	0	0%					
				0	25	50	75	100
Return Rate								
1/4 (25%)								

3 - Job preparation received at William Carey University:								
Response Option	Weight	Frequency	Percent	Percent Responses		Means		
Excellent	(4)	1	100%			4.00		
Good	(3)	0	0%					
Fair	(2)	0	0%					
Inadequate	(1)	0	0%					
				0	25	50	75	100
Return Rate	Mean	STD						
1/4 (25%)	4.00	0.00						

4 - Are you:								
Response Option	Weight	Frequency	Percent	Percent Responses		Means		
Presently enrolled in a graduate program	(1)	0	0%			2.00		
Plan to enroll in the near future	(2)	1	100%					
Plan to enroll in the next five years	(3)	0	0%					
Do not plan to ever enroll in a graduate program	(4)	0	0%					
Plan to pursue a military career	(5)	0	0%					
				0	25	50	75	100
Return Rate	Mean	STD						
1/4 (25%)	2.00	0.00						

5 - Employment Status:								
Response Option	Weight	Frequency	Percent	Percent Responses		Means		
Full-Time in a related field	(1)	1	100%			1.00		
Full-time in unrelated field	(2)	0	0%					
Part-time in a related field	(3)	0	0%					
Part-time in unrelated field	(4)	0	0%					
				0	25	50	75	100
Return Rate	Mean	STD						
1/4 (25%)	1.00	0.00						

William Carey University
Graduate Follow-Up Survey 2017 MM-Music Education

6 - Unemployed Status:									
Response Option	Weight	Frequency	Percent	Percent Responses		Means			
Unemployed and not seeking employment	(1)	0	0%						
Unemployed and seeking employment	(2)	0	0%						
Retired	(3)	0	0%						
Not Applicable	(0)	0	0%						
				0	25	50	75	100	
Return Rate	Mean	STD							
0/4 (0%)	0.00	0.00							

7 - Do you recommend William Carey University to individuals seeking programs similar to the one you completed?									
Response Option	Weight	Frequency	Percent	Percent Responses		Means			
Yes	(1)	1	100%						
No	(2)	0	0%						
				0	25	50	75	100	Course
Return Rate	Mean	STD							
1/4 (25%)	1.00	0.00							

8 - Approximate GPA?									
Response Option	Weight	Frequency	Percent	Percent Responses		Means			
3.5-4.0	(4)	1	100%						
3.0-3.5	(3)	0	0%						
2.5-3.0	(2)	0	0%						
2.0-2.5	(1)	0	0%						
				0	25	50	75	100	Course
Return Rate	Mean	STD							
1/4 (25%)	4.00	0.00							

9 - Were you a Community or Junior college transfer?									
Response Option	Weight	Frequency	Percent	Percent Responses		Means			
Yes	(1)	0	0%						
No	(2)	1	100%						
				0	25	50	75	100	Course
Return Rate	Mean	STD							
1/4 (25%)	2.00	0.00							

10 - Instruction in courses -									
Response Option	Weight	Frequency	Percent	Percent Responses		Means			
Excellent	(4)	1	100%						
Good	(3)	0	0%						
Fair	(2)	0	0%						
Poor	(1)	0	0%						
				0	25	50	75	100	Course
Return Rate	Mean	STD							
1/4 (25%)	4.00	0.00							

William Carey University
Graduate Follow-Up Survey 2017 MM-Music Education

11 - Accessibility of instructors-									
Response Option	Weight	Frequency	Percent	Percent Responses		Means			
Excellent	(4)	1	100%			4.00			
Good	(3)	0	0%						
Fair	(2)	0	0%						
Poor	(1)	0	0%						
				0	25	50	75	100	Course
Return Rate	Mean	STD							
1/4 (25%)	4.00	0.00							

12 - Quality of career counseling-									
Response Option	Weight	Frequency	Percent	Percent Responses		Means			
Excellent	(4)	0	0%			3.00			
Good	(3)	1	100%						
Fair	(2)	0	0%						
Poor	(1)	0	0%						
				0	25	50	75	100	Course
Return Rate	Mean	STD							
1/4 (25%)	3.00	0.00							

13 - Overall academic degree program -									
Response Option	Weight	Frequency	Percent	Percent Responses		Means			
Excellent	(4)	1	100%			4.00			
Good	(3)	0	0%						
Fair	(2)	0	0%						
Poor	(1)	0	0%						
				0	25	50	75	100	Course
Return Rate	Mean	STD							
1/4 (25%)	4.00	0.00							

William Carey University
Graduate Follow-Up Survey 2017 M.S.-Child/Adolescent Therapy

1 - I am presently an active member of a church								
Response Option	Weight	Frequency	Percent	Percent Responses		Means		
Yes	(1)	3	100%					
No	(2)	0	0%					
				0	25	50	75	100
Return Rate								
3/19 (15.79%)								

2 - Type of Employer:								
Response Option	Weight	Frequency	Percent	Percent Responses		Means		
Private	(5)	0	0%					
Military	(4)	0	0%					
Educational	(3)	1	33.33%					
Federal/State	(2)	2	66.67%					
Church	(1)	0	0%					
				0	25	50	75	100
Return Rate								
3/19 (15.79%)								

3 - Job preparation received at William Carey University:								
Response Option	Weight	Frequency	Percent	Percent Responses		Means		
Excellent	(4)	1	33.33%			3.33		
Good	(3)	2	66.67%					
Fair	(2)	0	0%					
Inadequate	(1)	0	0%					
				0	25	50	75	100
Return Rate	Mean	STD						
3/19 (15.79%)	3.33	0.58						

4 - Are you:								
Response Option	Weight	Frequency	Percent	Percent Responses		Means		
Presently enrolled in a graduate program	(1)	2	66.67%			1.33		
Plan to enroll in the near future	(2)	1	33.33%					
Plan to enroll in the next five years	(3)	0	0%					
Do not plan to ever enroll in a graduate program	(4)	0	0%					
Plan to pursue a military career	(5)	0	0%					
				0	25	50	75	100
Return Rate	Mean	STD						
3/19 (15.79%)	1.33	0.58						

5 - Employment Status:								
Response Option	Weight	Frequency	Percent	Percent Responses		Means		
Full-Time in a related field	(1)	2	66.67%			1.33		
Full-time in unrelated field	(2)	1	33.33%					
Part-time in a related field	(3)	0	0%					
Part-time in unrelated field	(4)	0	0%					
				0	25	50	75	100
Return Rate	Mean	STD						
3/19 (15.79%)	1.33	0.58						

William Carey University
Graduate Follow-Up Survey 2017 M.S.-Child/Adolescent Therapy

6 - Unemployed Status:									
Response Option	Weight	Frequency	Percent	Percent Responses		Means			
Unemployed and not seeking employment	(1)	0	0%						
Unemployed and seeking employment	(2)	0	0%						
Retired	(3)	0	0%						
Not Applicable	(0)	1	100%						
				0	25	50	75	100	
Return Rate	Mean	STD							
1/19 (5.26%)	0.00	0.00							

7 - Do you recommend William Carey University to individuals seeking programs similar to the one you completed?									
Response Option	Weight	Frequency	Percent	Percent Responses		Means			
Yes	(1)	3	100%			1.00			
No	(2)	0	0%						
				0	25	50	75	100	Course
Return Rate	Mean	STD							
3/19 (15.79%)	1.00	0.00							

8 - Approximate GPA?									
Response Option	Weight	Frequency	Percent	Percent Responses		Means			
3.5-4.0	(4)	2	66.67%			3.67			
3.0-3.5	(3)	1	33.33%						
2.5-3.0	(2)	0	0%						
2.0-2.5	(1)	0	0%						
				0	25	50	75	100	Course
Return Rate	Mean	STD							
3/19 (15.79%)	3.67	0.58							

9 - Were you a Community or Junior college transfer?									
Response Option	Weight	Frequency	Percent	Percent Responses		Means			
Yes	(1)	2	66.67%			1.33			
No	(2)	1	33.33%						
				0	25	50	75	100	Course
Return Rate	Mean	STD							
3/19 (15.79%)	1.33	0.58							

10 - Instruction in courses -									
Response Option	Weight	Frequency	Percent	Percent Responses		Means			
Excellent	(4)	1	33.33%			3.33			
Good	(3)	2	66.67%						
Fair	(2)	0	0%						
Poor	(1)	0	0%						
				0	25	50	75	100	Course
Return Rate	Mean	STD							
3/19 (15.79%)	3.33	0.58							

William Carey University
Graduate Follow-Up Survey 2017 M.S.-Child/Adolescent Therapy

11 - Accessibility of instructors-									
Response Option	Weight	Frequency	Percent	Percent Responses		Means			
Excellent	(4)	0	0%			3.00			
Good	(3)	3	100%						
Fair	(2)	0	0%						
Poor	(1)	0	0%						
				0	25	50	75	100	Course
Return Rate	Mean	STD							
3/19 (15.79%)	3.00	0.00							

12 - Quality of career counseling-									
Response Option	Weight	Frequency	Percent	Percent Responses		Means			
Excellent	(4)	1	33.33%			3.33			
Good	(3)	2	66.67%						
Fair	(2)	0	0%						
Poor	(1)	0	0%						
				0	25	50	75	100	Course
Return Rate	Mean	STD							
3/19 (15.79%)	3.33	0.58							

13 - Overall academic degree program -									
Response Option	Weight	Frequency	Percent	Percent Responses		Means			
Excellent	(4)	2	66.67%			3.67			
Good	(3)	1	33.33%						
Fair	(2)	0	0%						
Poor	(1)	0	0%						
				0	25	50	75	100	Course
Return Rate	Mean	STD							
3/19 (15.79%)	3.67	0.58							

William Carey University
Graduate Follow-Up Survey 2017 MS - Counselor Education

1 - I am presently an active member of a church								
Response Option	Weight	Frequency	Percent	Percent Responses		Means		
Yes	(1)	3	75%					
No	(2)	1	25%					
				0	25	50	75	100
Return Rate								
4/17 (23.53%)								

2 - Type of Employer:								
Response Option	Weight	Frequency	Percent	Percent Responses		Means		
Private	(5)	3	75%					
Military	(4)	0	0%					
Educational	(3)	1	25%					
Federal/State	(2)	0	0%					
Church	(1)	0	0%					
				0	25	50	75	100
Return Rate								
4/17 (23.53%)								

3 - Job preparation received at William Carey University:								
Response Option	Weight	Frequency	Percent	Percent Responses		Means		
Excellent	(4)	3	75%			3.75		
Good	(3)	1	25%					
Fair	(2)	0	0%					
Inadequate	(1)	0	0%					
				0	25	50	75	100
Return Rate	Mean	STD						
4/17 (23.53%)	3.75	0.50						

4 - Are you:								
Response Option	Weight	Frequency	Percent	Percent Responses		Means		
Presently enrolled in a graduate program	(1)	1	33.33%			1.67		
Plan to enroll in the near future	(2)	2	66.67%					
Plan to enroll in the next five years	(3)	0	0%					
Do not plan to ever enroll in a graduate program	(4)	0	0%					
Plan to pursue a military career	(5)	0	0%					
				0	25	50	75	100
Return Rate	Mean	STD						
3/17 (17.65%)	1.67	0.58						

5 - Employment Status:								
Response Option	Weight	Frequency	Percent	Percent Responses		Means		
Full-Time in a related field	(1)	3	75%			1.25		
Full-time in unrelated field	(2)	1	25%					
Part-time in a related field	(3)	0	0%					
Part-time in unrelated field	(4)	0	0%					
				0	25	50	75	100
Return Rate	Mean	STD						
4/17 (23.53%)	1.25	0.50						

William Carey University
Graduate Follow-Up Survey 2017 MS - Counselor Education

6 - Unemployed Status:								
Response Option	Weight	Frequency	Percent	Percent Responses		Means		
Unemployed and not seeking employment	(1)	0	0%					
Unemployed and seeking employment	(2)	0	0%					
Retired	(3)	0	0%					
Not Applicable	(0)	4	100%					
				0	25	50	75	100
Return Rate	Mean	STD						
4/17 (23.53%)	0.00	0.00						




7 - Do you recommend William Carey University to individuals seeking programs similar to the one you completed?								
Response Option	Weight	Frequency	Percent	Percent Responses		Means		
Yes	(1)	3	75%			1.25		
No	(2)	1	25%					
				0	25	50	75	100
Return Rate	Mean	STD						
4/17 (23.53%)	1.25	0.50						




8 - Approximate GPA?								
Response Option	Weight	Frequency	Percent	Percent Responses		Means		
3.5-4.0	(4)	3	75%			3.75		
3.0-3.5	(3)	1	25%					
2.5-3.0	(2)	0	0%					
2.0-2.5	(1)	0	0%					
				0	25	50	75	100
Return Rate	Mean	STD						
4/17 (23.53%)	3.75	0.50						




9 - Were you a Community or Junior college transfer?								
Response Option	Weight	Frequency	Percent	Percent Responses		Means		
Yes	(1)	3	75%			1.25		
No	(2)	1	25%					
				0	25	50	75	100
Return Rate	Mean	STD						
4/17 (23.53%)	1.25	0.50						

10 - Instruction in courses -								
Response Option	Weight	Frequency	Percent	Percent Responses		Means		
Excellent	(4)	3	75%			3.75		
Good	(3)	1	25%					
Fair	(2)	0	0%					
Poor	(1)	0	0%					
				0	25	50	75	100
Return Rate	Mean	STD						
4/17 (23.53%)	3.75	0.50						

William Carey University
Graduate Follow-Up Survey 2017 MS - Counselor Education

11 - Accessibility of instructors-									
Response Option	Weight	Frequency	Percent	Percent Responses		Means			
Excellent	(4)	2	50%			3.50 			
Good	(3)	2	50%						
Fair	(2)	0	0%						
Poor	(1)	0	0%						
				0	25	50	75	100	Course
Return Rate	Mean	STD							
4/17 (23.53%)	3.50	0.58							

12 - Quality of career counseling-									
Response Option	Weight	Frequency	Percent	Percent Responses		Means			
Excellent	(4)	2	50%			3.50 			
Good	(3)	2	50%						
Fair	(2)	0	0%						
Poor	(1)	0	0%						
				0	25	50	75	100	Course
Return Rate	Mean	STD							
4/17 (23.53%)	3.50	0.58							

13 - Overall academic degree program -									
Response Option	Weight	Frequency	Percent	Percent Responses		Means			
Excellent	(4)	3	75%			3.75 			
Good	(3)	1	25%						
Fair	(2)	0	0%						
Poor	(1)	0	0%						
				0	25	50	75	100	Course
Return Rate	Mean	STD							
4/17 (23.53%)	3.75	0.50							

William Carey University
Graduate Follow-Up Survey 2017 MS-M.S.-Counseling

1 - I am presently an active member of a church								
Response Option	Weight	Frequency	Percent	Percent Responses		Means		
Yes	(1)	2	100%					
No	(2)	0	0%					
				0	25	50	75	100
Return Rate								
2/4 (50%)								

2 - Type of Employer:								
Response Option	Weight	Frequency	Percent	Percent Responses		Means		
Private	(5)	2	100%					
Military	(4)	0	0%					
Educational	(3)	0	0%					
Federal/State	(2)	0	0%					
Church	(1)	0	0%					
				0	25	50	75	100
Return Rate								
2/4 (50%)								

3 - Job preparation received at William Carey University:								
Response Option	Weight	Frequency	Percent	Percent Responses		Means		
Excellent	(4)	2	100%			4.00		
Good	(3)	0	0%					
Fair	(2)	0	0%					
Inadequate	(1)	0	0%					
				0	25	50	75	100
Return Rate	Mean	STD						
2/4 (50%)	4.00	0.00						

4 - Are you:								
Response Option	Weight	Frequency	Percent	Percent Responses		Means		
Presently enrolled in a graduate program	(1)	1	100%			1.00		
Plan to enroll in the near future	(2)	0	0%					
Plan to enroll in the next five years	(3)	0	0%					
Do not plan to ever enroll in a graduate program	(4)	0	0%					
Plan to pursue a military career	(5)	0	0%					
				0	25	50	75	100
Return Rate	Mean	STD						
1/4 (25%)	1.00	0.00						

5 - Employment Status:								
Response Option	Weight	Frequency	Percent	Percent Responses		Means		
Full-Time in a related field	(1)	2	100%			1.00		
Full-time in unrelated field	(2)	0	0%					
Part-time in a related field	(3)	0	0%					
Part-time in unrelated field	(4)	0	0%					
				0	25	50	75	100
Return Rate	Mean	STD						
2/4 (50%)	1.00	0.00						

William Carey University
Graduate Follow-Up Survey 2017 MS-M.S.-Counseling

6 - Unemployed Status:

Response Option	Weight	Frequency	Percent	Percent Responses	Means
Unemployed and not seeking employment	(1)	0	0%		
Unemployed and seeking employment	(2)	0	0%		
Retired	(3)	0	0%		
Not Applicable	(0)	1	100%		
				0 25 50 75 100	
Return Rate	Mean	STD			
1/4 (25%)	0.00	0.00			

7 - Do you recommend William Carey University to individuals seeking programs similar to the one you completed?

Response Option	Weight	Frequency	Percent	Percent Responses	Means
Yes	(1)	2	100%		
No	(2)	0	0%		
				0 25 50 75 100	Course
Return Rate	Mean	STD			
2/4 (50%)	1.00	0.00			

8 - Approximate GPA?

Response Option	Weight	Frequency	Percent	Percent Responses	Means
3.5-4.0	(4)	2	100%		
3.0-3.5	(3)	0	0%		
2.5-3.0	(2)	0	0%		
2.0-2.5	(1)	0	0%		
				0 25 50 75 100	Course
Return Rate	Mean	STD			
2/4 (50%)	4.00	0.00			




9 - Were you a Community or Junior college transfer?




Response Option	Weight	Frequency	Percent	Percent Responses	Means
Yes	(1)	1	50%		
No	(2)	1	50%		
				0 25 50 75 100	Course
Return Rate	Mean	STD			
2/4 (50%)	1.50	0.71			



10 - Instruction in courses -

Response Option	Weight	Frequency	Percent	Percent Responses	Means
Excellent	(4)	2	100%		
Good	(3)	0	0%		
Fair	(2)	0	0%		
Poor	(1)	0	0%		
				0 25 50 75 100	Course
Return Rate	Mean	STD			
2/4 (50%)	4.00	0.00			

William Carey University
Graduate Follow-Up Survey 2017 MS-M.S.-Counseling

11 - Accessibility of instructors-									
Response Option	Weight	Frequency	Percent	Percent Responses		Means			
Excellent	(4)	1	50%			3.50 			
Good	(3)	1	50%						
Fair	(2)	0	0%						
Poor	(1)	0	0%						
				0	25	50	75	100	Course
Return Rate	Mean	STD							
2/4 (50%)	3.50	0.71							

12 - Quality of career counseling-									
Response Option	Weight	Frequency	Percent	Percent Responses		Means			
Excellent	(4)	1	50%			3.50 			
Good	(3)	1	50%						
Fair	(2)	0	0%						
Poor	(1)	0	0%						
				0	25	50	75	100	Course
Return Rate	Mean	STD							
2/4 (50%)	3.50	0.71							

13 - Overall academic degree program -									
Response Option	Weight	Frequency	Percent	Percent Responses		Means			
Excellent	(4)	2	100%			4.00 			
Good	(3)	0	0%						
Fair	(2)	0	0%						
Poor	(1)	0	0%						
				0	25	50	75	100	Course
Return Rate	Mean	STD							
2/4 (50%)	4.00	0.00							

William Carey University
Graduate Follow-Up Survey 2017 MSN-MBA

1 - I am presently an active member of a church								
Response Option	Weight	Frequency	Percent	Percent Responses		Means		
Yes	(1)	1	25%					
No	(2)	3	75%					
				0	25	50	75	100
Return Rate								
4/8 (50%)								

2 - Type of Employer:								
Response Option	Weight	Frequency	Percent	Percent Responses		Means		
Private	(5)	2	50%					
Military	(4)	0	0%					
Educational	(3)	0	0%					
Federal/State	(2)	2	50%					
Church	(1)	0	0%					
				0	25	50	75	100
Return Rate								
4/8 (50%)								

3 - Job preparation received at William Carey University:								
Response Option	Weight	Frequency	Percent	Percent Responses		Means		
Excellent	(4)	2	50%			3.50		
Good	(3)	2	50%					
Fair	(2)	0	0%					
Inadequate	(1)	0	0%					
				0	25	50	75	100
Return Rate	Mean	STD						
4/8 (50%)	3.50	0.58						

4 - Are you:								
Response Option	Weight	Frequency	Percent	Percent Responses		Means		
Presently enrolled in a graduate program	(1)	1	100%			1.00		
Plan to enroll in the near future	(2)	0	0%					
Plan to enroll in the next five years	(3)	0	0%					
Do not plan to ever enroll in a graduate program	(4)	0	0%					
Plan to pursue a military career	(5)	0	0%					
				0	25	50	75	100
Return Rate	Mean	STD						
1/8 (12.5%)	1.00	0.00						

5 - Employment Status:								
Response Option	Weight	Frequency	Percent	Percent Responses		Means		
Full-Time in a related field	(1)	4	100%			1.00		
Full-time in unrelated field	(2)	0	0%					
Part-time in a related field	(3)	0	0%					
Part-time in unrelated field	(4)	0	0%					
				0	25	50	75	100
Return Rate	Mean	STD						
4/8 (50%)	1.00	0.00						

William Carey University
Graduate Follow-Up Survey 2017 MSN-MBA

6 - Unemployed Status:								
Response Option	Weight	Frequency	Percent	Percent Responses		Means		
Unemployed and not seeking employment	(1)	0	0%					
Unemployed and seeking employment	(2)	0	0%					
Retired	(3)	0	0%					
Not Applicable	(0)	2	100%					
				0	25	50	75	100
Return Rate	Mean	STD						
2/8 (25%)	0.00	0.00						

7 - Do you recommend William Carey University to individuals seeking programs similar to the one you completed?								
Response Option	Weight	Frequency	Percent	Percent Responses		Means		
Yes	(1)	3	75%			1.25		
No	(2)	1	25%					
				0	25	50	75	100
Return Rate	Mean	STD						
4/8 (50%)	1.25	0.50						





8 - Approximate GPA?								
Response Option	Weight	Frequency	Percent	Percent Responses		Means		
3.5-4.0	(4)	4	100%			4.00		
3.0-3.5	(3)	0	0%					
2.5-3.0	(2)	0	0%					
2.0-2.5	(1)	0	0%					
				0	25	50	75	100
Return Rate	Mean	STD						
4/8 (50%)	4.00	0.00						

9 - Were you a Community or Junior college transfer?								
Response Option	Weight	Frequency	Percent	Percent Responses		Means		
Yes	(1)	3	75%			1.25		
No	(2)	1	25%					
				0	25	50	75	100
Return Rate	Mean	STD						
4/8 (50%)	1.25	0.50						






10 - Instruction in courses -								
Response Option	Weight	Frequency	Percent	Percent Responses		Means		
Excellent	(4)	2	50%			3.50		
Good	(3)	2	50%					
Fair	(2)	0	0%					
Poor	(1)	0	0%					
				0	25	50	75	100
Return Rate	Mean	STD						
4/8 (50%)	3.50	0.58						

William Carey University
Graduate Follow-Up Survey 2017 MSN-MBA





11 - Accessibility of instructors-

Response Option	Weight	Frequency	Percent	Percent Responses	Means
Excellent	(4)	1	25%		 2.75
Good	(3)	1	25%		
Fair	(2)	2	50%		
Poor	(1)	0	0%		
				0 25 50 75 100	Course
Return Rate	Mean	STD			
4/8 (50%)	2.75	0.96			

12 - Quality of career counseling-

Response Option	Weight	Frequency	Percent	Percent Responses	Means
Excellent	(4)	1	25%		 2.50
Good	(3)	1	25%		
Fair	(2)	1	25%		
Poor	(1)	1	25%		
				0 25 50 75 100	Course
Return Rate	Mean	STD			
4/8 (50%)	2.50	1.29			

13 - Overall academic degree program -

Response Option	Weight	Frequency	Percent	Percent Responses	Means
Excellent	(4)	1	25%		 3.00
Good	(3)	2	50%		
Fair	(2)	1	25%		
Poor	(1)	0	0%		
				0 25 50 75 100	Course
Return Rate	Mean	STD			
4/8 (50%)	3.00	0.82			

William Carey University
Graduate Follow-Up Survey 2017 MSN-Nursing - Hattiesburg

1 - I am presently an active member of a church								
Response Option	Weight	Frequency	Percent	Percent Responses		Means		
Yes	(1)	1	50%					
No	(2)	1	50%					
				0	25	50	75	100
Return Rate								
2/24 (8.33%)								

2 - Type of Employer:								
Response Option	Weight	Frequency	Percent	Percent Responses		Means		
Private	(5)	1	50%					
Military	(4)	0	0%					
Educational	(3)	1	50%					
Federal/State	(2)	0	0%					
Church	(1)	0	0%					
				0	25	50	75	100
Return Rate								
2/24 (8.33%)								

3 - Job preparation received at William Carey University:								
Response Option	Weight	Frequency	Percent	Percent Responses		Means		
Excellent	(4)	1	50%			3.50		
Good	(3)	1	50%					
Fair	(2)	0	0%					
Inadequate	(1)	0	0%					
				0	25	50	75	100
Return Rate	Mean	STD					Course	
2/24 (8.33%)	3.50	0.71						

4 - Are you:								
Response Option	Weight	Frequency	Percent	Percent Responses		Means		
Presently enrolled in a graduate program	(1)	1	50%			1.50		
Plan to enroll in the near future	(2)	1	50%					
Plan to enroll in the next five years	(3)	0	0%					
Do not plan to ever enroll in a graduate program	(4)	0	0%					
Plan to pursue a military career	(5)	0	0%					
				0	25	50	75	100
Return Rate	Mean	STD					Course	
2/24 (8.33%)	1.50	0.71						

5 - Employment Status:								
Response Option	Weight	Frequency	Percent	Percent Responses		Means		
Full-Time in a related field	(1)	2	100%			1.00		
Full-time in unrelated field	(2)	0	0%					
Part-time in a related field	(3)	0	0%					
Part-time in unrelated field	(4)	0	0%					
				0	25	50	75	100
Return Rate	Mean	STD					Course	
2/24 (8.33%)	1.00	0.00						

William Carey University
Graduate Follow-Up Survey 2017 MSN-Nursing - Hattiesburg

6 - Unemployed Status:								
Response Option	Weight	Frequency	Percent	Percent Responses		Means		
Unemployed and not seeking employment	(1)	0	0%					
Unemployed and seeking employment	(2)	0	0%					
Retired	(3)	0	0%					
Not Applicable	(0)	0	0%					
				0	25	50	75	100
Return Rate	Mean	STD						
0/24 (0%)	0.00	0.00						

7 - Do you recommend William Carey University to individuals seeking programs similar to the one you completed?								
Response Option	Weight	Frequency	Percent	Percent Responses		Means		
Yes	(1)	2	100%			1.00		
No	(2)	0	0%					
				0	25	50	75	100
Return Rate	Mean	STD						
2/24 (8.33%)	1.00	0.00						

8 - Approximate GPA?								
Response Option	Weight	Frequency	Percent	Percent Responses		Means		
3.5-4.0	(4)	2	100%			4.00		
3.0-3.5	(3)	0	0%					
2.5-3.0	(2)	0	0%					
2.0-2.5	(1)	0	0%					
				0	25	50	75	100
Return Rate	Mean	STD						
2/24 (8.33%)	4.00	0.00						

9 - Were you a Community or Junior college transfer?								
Response Option	Weight	Frequency	Percent	Percent Responses		Means		
Yes	(1)	1	50%			1.50		
No	(2)	1	50%					
				0	25	50	75	100
Return Rate	Mean	STD						
2/24 (8.33%)	1.50	0.71						

10 - Instruction in courses -								
Response Option	Weight	Frequency	Percent	Percent Responses		Means		
Excellent	(4)	0	0%			3.00		
Good	(3)	2	100%					
Fair	(2)	0	0%					
Poor	(1)	0	0%					
				0	25	50	75	100
Return Rate	Mean	STD						
2/24 (8.33%)	3.00	0.00						

William Carey University
Graduate Follow-Up Survey 2017 MSN-Nursing - Hattiesburg

11 - Accessibility of instructors-									
Response Option	Weight	Frequency	Percent	Percent Responses		Means			
Excellent	(4)	1	50%			3.50 			
Good	(3)	1	50%						
Fair	(2)	0	0%						
Poor	(1)	0	0%						
				0	25	50	75	100	Course
Return Rate	Mean	STD							
2/24 (8.33%)	3.50	0.71							

12 - Quality of career counseling-									
Response Option	Weight	Frequency	Percent	Percent Responses		Means			
Excellent	(4)	0	0%			2.50 			
Good	(3)	1	50%						
Fair	(2)	1	50%						
Poor	(1)	0	0%						
				0	25	50	75	100	Course
Return Rate	Mean	STD							
2/24 (8.33%)	2.50	0.71							

13 - Overall academic degree program -									
Response Option	Weight	Frequency	Percent	Percent Responses		Means			
Excellent	(4)	2	100%			4.00 			
Good	(3)	0	0%						
Fair	(2)	0	0%						
Poor	(1)	0	0%						
				0	25	50	75	100	Course
Return Rate	Mean	STD							
2/24 (8.33%)	4.00	0.00							

William Carey University
Graduate Follow-Up Survey 2017 MSN-Nursing - Tradition

1 - I am presently an active member of a church								
Response Option	Weight	Frequency	Percent	Percent Responses		Means		
Yes	(1)	0	0%					
No	(2)	2	100%					
				0	25	50	75	100
Return Rate								
2/15 (13.33%)								

2 - Type of Employer:								
Response Option	Weight	Frequency	Percent	Percent Responses		Means		
Private	(5)	1	50%					
Military	(4)	0	0%					
Educational	(3)	0	0%					
Federal/State	(2)	1	50%					
Church	(1)	0	0%					
				0	25	50	75	100
Return Rate								
2/15 (13.33%)								

3 - Job preparation received at William Carey University:								
Response Option	Weight	Frequency	Percent	Percent Responses		Means		
Excellent	(4)	1	50%			3.50		
Good	(3)	1	50%					
Fair	(2)	0	0%					
Inadequate	(1)	0	0%					
				0	25	50	75	100
Return Rate	Mean	STD						
2/15 (13.33%)	3.50	0.71						

4 - Are you:								
Response Option	Weight	Frequency	Percent	Percent Responses		Means		
Presently enrolled in a graduate program	(1)	0	0%			4.00		
Plan to enroll in the near future	(2)	0	0%					
Plan to enroll in the next five years	(3)	0	0%					
Do not plan to ever enroll in a graduate program	(4)	1	100%					
Plan to pursue a military career	(5)	0	0%					
				0	25	50	75	100
Return Rate	Mean	STD						
1/15 (6.67%)	4.00	0.00						

5 - Employment Status:								
Response Option	Weight	Frequency	Percent	Percent Responses		Means		
Full-Time in a related field	(1)	2	100%			1.00		
Full-time in unrelated field	(2)	0	0%					
Part-time in a related field	(3)	0	0%					
Part-time in unrelated field	(4)	0	0%					
				0	25	50	75	100
Return Rate	Mean	STD						
2/15 (13.33%)	1.00	0.00						

William Carey University
Graduate Follow-Up Survey 2017 MSN-Nursing - Tradition

6 - Unemployed Status:									
Response Option	Weight	Frequency	Percent	Percent Responses		Means			
Unemployed and not seeking employment	(1)	0	0%						
Unemployed and seeking employment	(2)	0	0%						
Retired	(3)	0	0%						
Not Applicable	(0)	1	100%						
				0	25	50	75	100	
Return Rate	Mean	STD							
1/15 (6.67%)	0.00	0.00							

7 - Do you recommend William Carey University to individuals seeking programs similar to the one you completed?									
Response Option	Weight	Frequency	Percent	Percent Responses		Means			
Yes	(1)	2	100%			1.00			
No	(2)	0	0%						
				0	25	50	75	100	Course
Return Rate	Mean	STD							
2/15 (13.33%)	1.00	0.00							

8 - Approximate GPA?									
Response Option	Weight	Frequency	Percent	Percent Responses		Means			
3.5-4.0	(4)	2	100%			4.00			
3.0-3.5	(3)	0	0%						
2.5-3.0	(2)	0	0%						
2.0-2.5	(1)	0	0%						
				0	25	50	75	100	Course
Return Rate	Mean	STD							
2/15 (13.33%)	4.00	0.00							

9 - Were you a Community or Junior college transfer?									
Response Option	Weight	Frequency	Percent	Percent Responses		Means			
Yes	(1)	0	0%			2.00			
No	(2)	2	100%						
				0	25	50	75	100	Course
Return Rate	Mean	STD							
2/15 (13.33%)	2.00	0.00							

10 - Instruction in courses -									
Response Option	Weight	Frequency	Percent	Percent Responses		Means			
Excellent	(4)	0	0%			2.50			
Good	(3)	1	50%						
Fair	(2)	1	50%						
Poor	(1)	0	0%						
				0	25	50	75	100	Course
Return Rate	Mean	STD							
2/15 (13.33%)	2.50	0.71							

William Carey University
Graduate Follow-Up Survey 2017 MSN-Nursing - Tradition

11 - Accessibility of instructors-									
Response Option	Weight	Frequency	Percent	Percent Responses		Means			
Excellent	(4)	0	0%			3.00			
Good	(3)	2	100%						
Fair	(2)	0	0%						
Poor	(1)	0	0%						
				0	25	50	75	100	Course
Return Rate	Mean	STD							
2/15 (13.33%)	3.00	0.00							

12 - Quality of career counseling-									
Response Option	Weight	Frequency	Percent	Percent Responses		Means			
Excellent	(4)	0	0%			2.00			
Good	(3)	1	50%						
Fair	(2)	0	0%						
Poor	(1)	1	50%						
				0	25	50	75	100	Course
Return Rate	Mean	STD							
2/15 (13.33%)	2.00	1.41							

13 - Overall academic degree program -									
Response Option	Weight	Frequency	Percent	Percent Responses		Means			
Excellent	(4)	0	0%			2.50			
Good	(3)	1	50%						
Fair	(2)	1	50%						
Poor	(1)	0	0%						
				0	25	50	75	100	Course
Return Rate	Mean	STD							
2/15 (13.33%)	2.50	0.71							

William Carey University
Graduate Follow-Up Survey 2017 EDS-Educational Leadership - Hattiesburg

1 - I am presently an active member of a church								
Response Option	Weight	Frequency	Percent	Percent Responses		Means		
Yes	(1)	3	100%					
No	(2)	0	0%					
				0	25	50	75	100
Return Rate								
3/17 (17.65%)								

2 - Type of Employer:								
Response Option	Weight	Frequency	Percent	Percent Responses		Means		
Private	(5)	0	0%					
Military	(4)	0	0%					
Educational	(3)	3	100%					
Federal/State	(2)	0	0%					
Church	(1)	0	0%					
				0	25	50	75	100
Return Rate								
3/17 (17.65%)								

3 - Job preparation received at William Carey University:								
Response Option	Weight	Frequency	Percent	Percent Responses		Means		
Excellent	(4)	2	66.67%			3.67		
Good	(3)	1	33.33%					
Fair	(2)	0	0%					
Inadequate	(1)	0	0%					
				0	25	50	75	100
Return Rate	Mean	STD						
3/17 (17.65%)	3.67	0.58						

4 - Are you:								
Response Option	Weight	Frequency	Percent	Percent Responses		Means		
Presently enrolled in a graduate program	(1)	2	66.67%			1.67		
Plan to enroll in the near future	(2)	0	0%					
Plan to enroll in the next five years	(3)	1	33.33%					
Do not plan to ever enroll in a graduate program	(4)	0	0%					
Plan to pursue a military career	(5)	0	0%					
				0	25	50	75	100
Return Rate	Mean	STD						
3/17 (17.65%)	1.67	1.15						

5 - Employment Status:								
Response Option	Weight	Frequency	Percent	Percent Responses		Means		
Full-Time in a related field	(1)	3	100%			1.00		
Full-time in unrelated field	(2)	0	0%					
Part-time in a related field	(3)	0	0%					
Part-time in unrelated field	(4)	0	0%					
				0	25	50	75	100
Return Rate	Mean	STD						
3/17 (17.65%)	1.00	0.00						

William Carey University
Graduate Follow-Up Survey 2017 EDS-Educational Leadership - Hattiesburg

6 - Unemployed Status:								
Response Option	Weight	Frequency	Percent	Percent Responses		Means		
Unemployed and not seeking employment	(1)	0	0%					
Unemployed and seeking employment	(2)	0	0%					
Retired	(3)	0	0%					
Not Applicable	(0)	2	100%					
				0	25	50	75	100
Return Rate	Mean	STD						
2/17 (11.76%)	0.00	0.00						

7 - Do you recommend William Carey University to individuals seeking programs similar to the one you completed?								
Response Option	Weight	Frequency	Percent	Percent Responses		Means		
Yes	(1)	3	100%			1.00		
No	(2)	0	0%					
				0	25	50	75	100
Return Rate	Mean	STD						
3/17 (17.65%)	1.00	0.00						

8 - Approximate GPA?								
Response Option	Weight	Frequency	Percent	Percent Responses		Means		
3.5-4.0	(4)	3	100%			4.00		
3.0-3.5	(3)	0	0%					
2.5-3.0	(2)	0	0%					
2.0-2.5	(1)	0	0%					
				0	25	50	75	100
Return Rate	Mean	STD						
3/17 (17.65%)	4.00	0.00						

9 - Were you a Community or Junior college transfer?								
Response Option	Weight	Frequency	Percent	Percent Responses		Means		
Yes	(1)	1	33.33%			1.67		
No	(2)	2	66.67%					
				0	25	50	75	100
Return Rate	Mean	STD						
3/17 (17.65%)	1.67	0.58						

10 - Instruction in courses -								
Response Option	Weight	Frequency	Percent	Percent Responses		Means		
Excellent	(4)	2	66.67%			3.67		
Good	(3)	1	33.33%					
Fair	(2)	0	0%					
Poor	(1)	0	0%					
				0	25	50	75	100
Return Rate	Mean	STD						
3/17 (17.65%)	3.67	0.58						

11 - Accessibility of instructors-									
Response Option	Weight	Frequency	Percent	Percent Responses		Means			
Excellent	(4)	2	66.67%			3.67			
Good	(3)	1	33.33%						
Fair	(2)	0	0%						
Poor	(1)	0	0%						
				0	25	50	75	100	Course
Return Rate	Mean	STD							
3/17 (17.65%)	3.67	0.58							

12 - Quality of career counseling-									
Response Option	Weight	Frequency	Percent	Percent Responses		Means			
Excellent	(4)	1	33.33%			3.00			
Good	(3)	1	33.33%						
Fair	(2)	1	33.33%						
Poor	(1)	0	0%						
				0	25	50	75	100	Course
Return Rate	Mean	STD							
3/17 (17.65%)	3.00	1.00							

13 - Overall academic degree program -									
Response Option	Weight	Frequency	Percent	Percent Responses		Means			
Excellent	(4)	2	66.67%			3.67			
Good	(3)	1	33.33%						
Fair	(2)	0	0%						
Poor	(1)	0	0%						
				0	25	50	75	100	Course
Return Rate	Mean	STD							
3/17 (17.65%)	3.67	0.58							

William Carey University
Graduate Follow-Up Survey 2017 EDS-Educational Leadership - Tradition

1 - I am presently an active member of a church								
Response Option	Weight	Frequency	Percent	Percent Responses		Means		
Yes	(1)	1	50%					
No	(2)	1	50%					
				0	25	50	75	100
Return Rate								
2/12 (16.67%)								

2 - Type of Employer:								
Response Option	Weight	Frequency	Percent	Percent Responses		Means		
Private	(5)	0	0%					
Military	(4)	0	0%					
Educational	(3)	2	100%					
Federal/State	(2)	0	0%					
Church	(1)	0	0%					
				0	25	50	75	100
Return Rate								
2/12 (16.67%)								

3 - Job preparation received at William Carey University:								
Response Option	Weight	Frequency	Percent	Percent Responses		Means		
Excellent	(4)	1	50%			3.50		
Good	(3)	1	50%					
Fair	(2)	0	0%					
Inadequate	(1)	0	0%					
				0	25	50	75	100
Return Rate	Mean	STD						
2/12 (16.67%)	3.50	0.71						

4 - Are you:								
Response Option	Weight	Frequency	Percent	Percent Responses		Means		
Presently enrolled in a graduate program	(1)	1	50%			2.00		
Plan to enroll in the near future	(2)	0	0%					
Plan to enroll in the next five years	(3)	1	50%					
Do not plan to ever enroll in a graduate program	(4)	0	0%					
Plan to pursue a military career	(5)	0	0%					
				0	25	50	75	100
Return Rate	Mean	STD						
2/12 (16.67%)	2.00	1.41						

5 - Employment Status:								
Response Option	Weight	Frequency	Percent	Percent Responses		Means		
Full-Time in a related field	(1)	2	100%			1.00		
Full-time in unrelated field	(2)	0	0%					
Part-time in a related field	(3)	0	0%					
Part-time in unrelated field	(4)	0	0%					
				0	25	50	75	100
Return Rate	Mean	STD						
2/12 (16.67%)	1.00	0.00						

William Carey University
Graduate Follow-Up Survey 2017 EDS-Educational Leadership - Tradition

6 - Unemployed Status:								
Response Option	Weight	Frequency	Percent	Percent Responses		Means		
Unemployed and not seeking employment	(1)	0	0%					
Unemployed and seeking employment	(2)	0	0%					
Retired	(3)	0	0%					
Not Applicable	(0)	2	100%					
				0	25	50	75	100
Return Rate	Mean	STD						
2/12 (16.67%)	0.00	0.00						

7 - Do you recommend William Carey University to individuals seeking programs similar to the one you completed?								
Response Option	Weight	Frequency	Percent	Percent Responses		Means		
Yes	(1)	2	100%			1.00		
No	(2)	0	0%					
				0	25	50	75	100
Return Rate	Mean	STD						
2/12 (16.67%)	1.00	0.00						

8 - Approximate GPA?								
Response Option	Weight	Frequency	Percent	Percent Responses		Means		
3.5-4.0	(4)	2	100%			4.00		
3.0-3.5	(3)	0	0%					
2.5-3.0	(2)	0	0%					
2.0-2.5	(1)	0	0%					
				0	25	50	75	100
Return Rate	Mean	STD						
2/12 (16.67%)	4.00	0.00						

9 - Were you a Community or Junior college transfer?								
Response Option	Weight	Frequency	Percent	Percent Responses		Means		
Yes	(1)	1	50%			1.50		
No	(2)	1	50%					
				0	25	50	75	100
Return Rate	Mean	STD						
2/12 (16.67%)	1.50	0.71						

10 - Instruction in courses -								
Response Option	Weight	Frequency	Percent	Percent Responses		Means		
Excellent	(4)	1	50%			3.50		
Good	(3)	1	50%					
Fair	(2)	0	0%					
Poor	(1)	0	0%					
				0	25	50	75	100
Return Rate	Mean	STD						
2/12 (16.67%)	3.50	0.71						

William Carey University
Graduate Follow-Up Survey 2017 EDS-Educational Leadership - Tradition

11 - Accessibility of instructors-									
Response Option	Weight	Frequency	Percent	Percent Responses		Means			
Excellent	(4)	1	50%			3.50 			
Good	(3)	1	50%						
Fair	(2)	0	0%						
Poor	(1)	0	0%						
				0	25	50	75	100	Course
Return Rate	Mean	STD							
2/12 (16.67%)	3.50	0.71							

12 - Quality of career counseling-									
Response Option	Weight	Frequency	Percent	Percent Responses		Means			
Excellent	(4)	1	50%			3.50 			
Good	(3)	1	50%						
Fair	(2)	0	0%						
Poor	(1)	0	0%						
				0	25	50	75	100	Course
Return Rate	Mean	STD							
2/12 (16.67%)	3.50	0.71							

13 - Overall academic degree program -									
Response Option	Weight	Frequency	Percent	Percent Responses		Means			
Excellent	(4)	1	50%			3.50 			
Good	(3)	1	50%						
Fair	(2)	0	0%						
Poor	(1)	0	0%						
				0	25	50	75	100	Course
Return Rate	Mean	STD							
2/12 (16.67%)	3.50	0.71							

William Carey University
Graduate Follow-Up Survey 2017 EDS-Higher Ed Administration

1 - I am presently an active member of a church								
Response Option	Weight	Frequency	Percent	Percent Responses		Means		
Yes	(1)	1	100%					
No	(2)	0	0%					
				0	25	50	75	100
Return Rate								
1/11 (9.09%)								

2 - Type of Employer:								
Response Option	Weight	Frequency	Percent	Percent Responses		Means		
Private	(5)	0	0%					
Military	(4)	0	0%					
Educational	(3)	1	100%					
Federal/State	(2)	0	0%					
Church	(1)	0	0%					
				0	25	50	75	100
Return Rate								
1/11 (9.09%)								

3 - Job preparation received at William Carey University:								
Response Option	Weight	Frequency	Percent	Percent Responses		Means		
Excellent	(4)	0	0%			3.00		
Good	(3)	1	100%					
Fair	(2)	0	0%					
Inadequate	(1)	0	0%					
				0	25	50	75	100
Return Rate	Mean	STD						
1/11 (9.09%)	3.00	0.00						

4 - Are you:								
Response Option	Weight	Frequency	Percent	Percent Responses		Means		
Presently enrolled in a graduate program	(1)	0	0%			3.00		
Plan to enroll in the near future	(2)	0	0%					
Plan to enroll in the next five years	(3)	1	100%					
Do not plan to ever enroll in a graduate program	(4)	0	0%					
Plan to pursue a military career	(5)	0	0%					
				0	25	50	75	100
Return Rate	Mean	STD						
1/11 (9.09%)	3.00	0.00						

5 - Employment Status:								
Response Option	Weight	Frequency	Percent	Percent Responses		Means		
Full-Time in a related field	(1)	1	100%			1.00		
Full-time in unrelated field	(2)	0	0%					
Part-time in a related field	(3)	0	0%					
Part-time in unrelated field	(4)	0	0%					
				0	25	50	75	100
Return Rate	Mean	STD						
1/11 (9.09%)	1.00	0.00						

William Carey University
Graduate Follow-Up Survey 2017 EDS-Higher Ed Administration

6 - Unemployed Status:								
Response Option	Weight	Frequency	Percent	Percent Responses		Means		
Unemployed and not seeking employment	(1)	0	0%					
Unemployed and seeking employment	(2)	0	0%					
Retired	(3)	0	0%					
Not Applicable	(0)	1	100%					
				0	25	50	75	100
Return Rate	Mean	STD						
1/11 (9.09%)	0.00	0.00						

7 - Do you recommend William Carey University to individuals seeking programs similar to the one you completed?								
Response Option	Weight	Frequency	Percent	Percent Responses		Means		
Yes	(1)	1	100%			1.00		
No	(2)	0	0%					
				0	25	50	75	100
Return Rate	Mean	STD						
1/11 (9.09%)	1.00	0.00						

8 - Approximate GPA?								
Response Option	Weight	Frequency	Percent	Percent Responses		Means		
3.5-4.0	(4)	0	0%			3.00		
3.0-3.5	(3)	1	100%					
2.5-3.0	(2)	0	0%					
2.0-2.5	(1)	0	0%					
				0	25	50	75	100
Return Rate	Mean	STD						
1/11 (9.09%)	3.00	0.00						

9 - Were you a Community or Junior college transfer?								
Response Option	Weight	Frequency	Percent	Percent Responses		Means		
Yes	(1)	0	0%			2.00		
No	(2)	1	100%					
				0	25	50	75	100
Return Rate	Mean	STD						
1/11 (9.09%)	2.00	0.00						

10 - Instruction in courses -								
Response Option	Weight	Frequency	Percent	Percent Responses		Means		
Excellent	(4)	1	100%			4.00		
Good	(3)	0	0%					
Fair	(2)	0	0%					
Poor	(1)	0	0%					
				0	25	50	75	100
Return Rate	Mean	STD						
1/11 (9.09%)	4.00	0.00						

William Carey University
Graduate Follow-Up Survey 2017 EDS-Higher Ed Administration

11 - Accessibility of instructors-						
Response Option		Weight	Frequency	Percent	Percent Responses	Means
Excellent		(4)	1	100%		4.00
Good		(3)	0	0%		
Fair		(2)	0	0%		
Poor		(1)	0	0%		
					0 25 50 75 100	Course
Return Rate	Mean	STD				
1/11 (9.09%)	4.00	0.00				

12 - Quality of career counseling-						
Response Option		Weight	Frequency	Percent	Percent Responses	Means
Excellent		(4)	1	100%		4.00
Good		(3)	0	0%		
Fair		(2)	0	0%		
Poor		(1)	0	0%		
					0 25 50 75 100	Course
Return Rate	Mean	STD				
1/11 (9.09%)	4.00	0.00				

13 - Overall academic degree program -						
Response Option		Weight	Frequency	Percent	Percent Responses	Means
Excellent		(4)	1	100%		4.00
Good		(3)	0	0%		
Fair		(2)	0	0%		
Poor		(1)	0	0%		
					0 25 50 75 100	Course
Return Rate	Mean	STD				
1/11 (9.09%)	4.00	0.00				

William Carey University
Graduate Follow-Up Survey 2017 PhD-Higher Education Administration

1 - I am presently an active member of a church								
Response Option	Weight	Frequency	Percent	Percent Responses		Means		
Yes	(1)	2	100%					
No	(2)	0	0%					
				0	25	50	75	100
Return Rate								
2/5 (40%)								

2 - Type of Employer:								
Response Option	Weight	Frequency	Percent	Percent Responses		Means		
Private	(5)	0	0%					
Military	(4)	0	0%					
Educational	(3)	1	50%					
Federal/State	(2)	1	50%					
Church	(1)	0	0%					
				0	25	50	75	100
Return Rate								
2/5 (40%)								

3 - Job preparation received at William Carey University:								
Response Option	Weight	Frequency	Percent	Percent Responses		Means		
Excellent	(4)	2	100%			4.00		
Good	(3)	0	0%					
Fair	(2)	0	0%					
Inadequate	(1)	0	0%					
				0	25	50	75	100
Return Rate	Mean	STD						
2/5 (40%)	4.00	0.00						

4 - Are you:								
Response Option	Weight	Frequency	Percent	Percent Responses		Means		
Presently enrolled in a graduate program	(1)	0	0%			4.00		
Plan to enroll in the near future	(2)	0	0%					
Plan to enroll in the next five years	(3)	0	0%					
Do not plan to ever enroll in a graduate program	(4)	1	100%					
Plan to pursue a military career	(5)	0	0%					
				0	25	50	75	100
Return Rate	Mean	STD						
1/5 (20%)	4.00	0.00						

5 - Employment Status:								
Response Option	Weight	Frequency	Percent	Percent Responses		Means		
Full-Time in a related field	(1)	1	50%			1.50		
Full-time in unrelated field	(2)	1	50%					
Part-time in a related field	(3)	0	0%					
Part-time in unrelated field	(4)	0	0%					
				0	25	50	75	100
Return Rate	Mean	STD						
2/5 (40%)	1.50	0.71						

William Carey University
Graduate Follow-Up Survey 2017 PhD-Higher Education Administration

6 - Unemployed Status:					
Response Option	Weight	Frequency	Percent	Percent Responses	Means
Unemployed and not seeking employment	(1)	0	0%		
Unemployed and seeking employment	(2)	0	0%		
Retired	(3)	0	0%		
Not Applicable	(0)	2	100%		
				0 25 50 75 100	
Return Rate	Mean	STD			
2/5 (40%)	0.00	0.00			

7 - Do you recommend William Carey University to individuals seeking programs similar to the one you completed?					
Response Option	Weight	Frequency	Percent	Percent Responses	Means
Yes	(1)	2	100%		
No	(2)	0	0%		
				0 25 50 75 100	Course
Return Rate	Mean	STD			
2/5 (40%)	1.00	0.00			

8 - Approximate GPA?					
Response Option	Weight	Frequency	Percent	Percent Responses	Means
3.5-4.0	(4)	1	50%		
3.0-3.5	(3)	1	50%		
2.5-3.0	(2)	0	0%		
2.0-2.5	(1)	0	0%		
				0 25 50 75 100	Course
Return Rate	Mean	STD			
2/5 (40%)	3.50	0.71			

9 - Were you a Community or Junior college transfer?					
Response Option	Weight	Frequency	Percent	Percent Responses	Means
Yes	(1)	1	50%		
No	(2)	1	50%		
				0 25 50 75 100	Course
Return Rate	Mean	STD			
2/5 (40%)	1.50	0.71			

10 - Instruction in courses -					
Response Option	Weight	Frequency	Percent	Percent Responses	Means
Excellent	(4)	2	100%		
Good	(3)	0	0%		
Fair	(2)	0	0%		
Poor	(1)	0	0%		
				0 25 50 75 100	Course
Return Rate	Mean	STD			
2/5 (40%)	4.00	0.00			

William Carey University
Graduate Follow-Up Survey 2017 PhD-Higher Education Administration

11 - Accessibility of instructors-									
Response Option	Weight	Frequency	Percent	Percent Responses		Means			
Excellent	(4)	1	50%			3.50			
Good	(3)	1	50%						
Fair	(2)	0	0%						
Poor	(1)	0	0%						
				0	25	50	75	100	Course
Return Rate	Mean	STD							
2/5 (40%)	3.50	0.71							

12 - Quality of career counseling-									
Response Option	Weight	Frequency	Percent	Percent Responses		Means			
Excellent	(4)	1	50%			3.50			
Good	(3)	1	50%						
Fair	(2)	0	0%						
Poor	(1)	0	0%						
				0	25	50	75	100	Course
Return Rate	Mean	STD							
2/5 (40%)	3.50	0.71							

13 - Overall academic degree program -									
Response Option	Weight	Frequency	Percent	Percent Responses		Means			
Excellent	(4)	2	100%			4.00			
Good	(3)	0	0%						
Fair	(2)	0	0%						
Poor	(1)	0	0%						
				0	25	50	75	100	Course
Return Rate	Mean	STD							
2/5 (40%)	4.00	0.00							