

GRADUATE FOLLOW-UP REPORT



WILLIAM CAREY

U N I V E R S I T Y

Report on the 2017 WCU Graduates

CONTENTS

Art

Biology

Business Administration

Chemistry

Church Music

Criminal Justice

Elementary Education - Hattiesburg & Tradition

English

Health Administration and Education

Health Information Management

History

Intercultural Studies

Mathematics

Music

Music Education

Music Therapy

Nursing - Hattiesburg

Nursing - Tradition

Physical Education

Psychology - Hattiesburg

Psychology - Tradition

Religion

Social Science

Speech Communication

Master of Biomedical Science

Master of Business Administration

Master of Education - Hattiesburg

Master of Education - Tradition

Master of Music in Music Education

Master of Science in Counseling Psychology - Child and Adolescent

Master of Science in Counseling Psychology - Christian Counseling

Master of Science in Counseling Psychology - School Counseling

Master of Science in Counseling Psychology- School Psychometry

Master of Science in Counselor Education - School Counseling

Master of Science in Criminal Justice

Master of Science in Nursing - Hattiesburg

Master of Science in Nursing - Tradition

Specialist in Education - Educational Leadership - Hattiesburg

Specialist in Education - Educational Leadership - Tradition

Specialist in Education - Higher Education Administration

Specialist in Education - Instructional Leadership - Hattiesburg

Specialist in Education - Instructional Leadership - Tradition

Doctor of Education in Higher Education Administration

Doctor of Philosophy in Higher Education Administration

Doctor of Philosophy in Nursing Education and Administration

William Carey University
Graduate Follow-Up Survey 2018-Art

1 - I am presently an active member of a church								
Response Option	Weight	Frequency	Percent	Percent Responses		Means		
Yes	(1)	0	0.00%					
No	(2)	1	100.00%					
				0	25	50	75	100
Response Rate								
1/6 (16.67%)								

2 - Type of Employer:								
Response Option	Weight	Frequency	Percent	Percent Responses		Means		
Private	(5)	0	0.00%					
Military	(4)	0	0.00%					
Educational	(3)	0	0.00%					
Federal/State	(2)	1	100.00%					
Church	(1)	0	0.00%					
				0	25	50	75	100
Response Rate								
1/6 (16.67%)								

3 - Job preparation received at William Carey University:								
Response Option	Weight	Frequency	Percent	Percent Responses		Means		
Excellent	(4)	0	0.00%			3.00		
Good	(3)	1	100.00%					
Fair	(2)	0	0.00%					
Inadequate	(1)	0	0.00%					
				0	25	50	75	100
Response Rate	Mean	STD						
1/6 (16.67%)	3.00	0.00	Course					

4 - Are you:								
Response Option	Weight	Frequency	Percent	Percent Responses		Means		
Presently enrolled in a graduate program	(1)	0	0.00%					
Plan to enroll in the near future	(2)	0	0.00%					
Plan to enroll in the next five years	(3)	1	100.00%			3.00		
Do not plan to ever enroll in a graduate program	(4)	0	0.00%					
Plan to pursue a military career	(5)	0	0.00%					
				0	25	50	75	100
Response Rate	Mean	STD						
1/6 (16.67%)	3.00	0.00	Course					

5 - Employment Status:								
Response Option	Weight	Frequency	Percent	Percent Responses		Means		
Full-Time in a related field	(1)	0	0.00%			3.00		
Full-time in unrelated field	(2)	0	0.00%					
Part-time in a related field	(3)	1	100.00%					
Part-time in unrelated field	(4)	0	0.00%					
				0	25	50	75	100
Response Rate	Mean	STD						
1/6 (16.67%)	3.00	0.00	Course					

William Carey University
Graduate Follow-Up Survey 2018-Art

6 - Unemployed Status:						
Response Option	Weight	Frequency	Percent	Percent Responses	Means	
Unemployed and not seeking employment	(1)	0	0.00%			
Unemployed and seeking employment	(2)	0	0.00%			
Retired	(3)	0	0.00%			
Not Applicable	(0)	1	100.00%			
				0 25 50 75 100		
Response Rate	Mean	STD				
1/6 (16.67%)	0.00	0.00				

7 - Do you recommend William Carey University to individuals seeking programs similar to the one you completed?						
Response Option	Weight	Frequency	Percent	Percent Responses	Means	
Yes	(1)	1	100.00%			
No	(2)	0	0.00%			
				0 25 50 75 100	Course	
Response Rate	Mean	STD				
1/6 (16.67%)	1.00	0.00				

8 - Approximate GPA?						
Response Option	Weight	Frequency	Percent	Percent Responses	Means	
3.5-4.0	(4)	1	100.00%			
3.0-3.5	(3)	0	0.00%			
2.5-3.0	(2)	0	0.00%			
2.0-2.5	(1)	0	0.00%			
				0 25 50 75 100	Course	
Response Rate	Mean	STD				
1/6 (16.67%)	4.00	0.00				

9 - Were you a Community or Junior college transfer?						
Response Option	Weight	Frequency	Percent	Percent Responses	Means	
Yes	(1)	1	100.00%			
No	(2)	0	0.00%			
				0 25 50 75 100		
Response Rate						
1/6 (16.67%)						

10 - Instruction in courses -						
Response Option	Weight	Frequency	Percent	Percent Responses	Means	
Excellent	(4)	0	0.00%			
Good	(3)	1	100.00%			
Fair	(2)	0	0.00%			
Poor	(1)	0	0.00%			
				0 25 50 75 100	Course	
Response Rate	Mean	STD				
1/6 (16.67%)	3.00	0.00				

William Carey University
Graduate Follow-Up Survey 2018-Art

11 - Accessibility of instructors-									
Response Option	Weight	Frequency	Percent	Percent Responses		Means			
Excellent	(4)	1	100.00%			4.00			
Good	(3)	0	0.00%						
Fair	(2)	0	0.00%						
Poor	(1)	0	0.00%						
				0	25	50	75	100	Course
Response Rate	Mean	STD							
1/6 (16.67%)	4.00	0.00							

12 - Quality of career counseling-									
Response Option	Weight	Frequency	Percent	Percent Responses		Means			
Excellent	(4)	0	0.00%			2.00			
Good	(3)	0	0.00%						
Fair	(2)	1	100.00%						
Poor	(1)	0	0.00%						
				0	25	50	75	100	Course
Response Rate	Mean	STD							
1/6 (16.67%)	2.00	0.00							

13 - Overall academic degree program -									
Response Option	Weight	Frequency	Percent	Percent Responses		Means			
Excellent	(4)	1	100.00%			4.00			
Good	(3)	0	0.00%						
Fair	(2)	0	0.00%						
Poor	(1)	0	0.00%						
				0	25	50	75	100	Course
Response Rate	Mean	STD							
1/6 (16.67%)	4.00	0.00							

William Carey University
Graduate Follow-Up Survey 2018-Biology-Hattiesburg

1 - I am presently an active member of a church								
Response Option	Weight	Frequency	Percent	Percent Responses		Means		
Yes	(1)	8	100.00%					
No	(2)	0	0.00%					
				0	25	50	75	100
Response Rate								
8/42 (19.05%)								

2 - Type of Employer:								
Response Option	Weight	Frequency	Percent	Percent Responses		Means		
Private	(5)	4	66.67%					
Military	(4)	0	0.00%					
Educational	(3)	2	33.33%					
Federal/State	(2)	0	0.00%					
Church	(1)	0	0.00%					
				0	25	50	75	100
Response Rate								
6/42 (14.29%)								

3 - Job preparation received at William Carey University:								
Response Option	Weight	Frequency	Percent	Percent Responses		Means		
Excellent	(4)	3	42.86%			3.29		
Good	(3)	3	42.86%					
Fair	(2)	1	14.29%					
Inadequate	(1)	0	0.00%					
				0	25	50	75	100
Response Rate	Mean	STD						
7/42 (16.67%)	3.29	0.76						

4 - Are you:								
Response Option	Weight	Frequency	Percent	Percent Responses		Means		
Presently enrolled in a graduate program	(1)	2	25.00%			1.88		
Plan to enroll in the near future	(2)	5	62.50%					
Plan to enroll in the next five years	(3)	1	12.50%					
Do not plan to ever enroll in a graduate program	(4)	0	0.00%					
Plan to pursue a military career	(5)	0	0.00%					
				0	25	50	75	100
Response Rate	Mean	STD						
8/42 (19.05%)	1.88	0.64						

5 - Employment Status:								
Response Option	Weight	Frequency	Percent	Percent Responses		Means		
Full-Time in a related field	(1)	3	60.00%			1.80		
Full-time in unrelated field	(2)	1	20.00%					
Part-time in a related field	(3)	0	0.00%					
Part-time in unrelated field	(4)	1	20.00%					
				0	25	50	75	100
Response Rate	Mean	STD						
5/42 (11.9%)	1.80	1.30						

William Carey University
Graduate Follow-Up Survey 2018-Biology-Hattiesburg

6 - Unemployed Status:						
Response Option	Weight	Frequency	Percent	Percent Responses	Means	
Unemployed and not seeking employment	(1)	0	0.00%			
Unemployed and seeking employment	(2)	2	28.57%			
Retired	(3)	0	0.00%			
Not Applicable	(0)	5	71.43%			
				0 25 50 75 100	Course	
Response Rate	Mean	STD				
7/42 (16.67%)	2.00	0.00				




7 - Do you recommend William Carey University to individuals seeking programs similar to the one you completed?						
Response Option	Weight	Frequency	Percent	Percent Responses	Means	
Yes	(1)	8	100.00%			
No	(2)	0	0.00%			
				0 25 50 75 100	Course	
Response Rate	Mean	STD				
8/42 (19.05%)	1.00	0.00				





8 - Approximate GPA?						
Response Option	Weight	Frequency	Percent	Percent Responses	Means	
3.5-4.0	(4)	5	62.50%			
3.0-3.5	(3)	3	37.50%			
2.5-3.0	(2)	0	0.00%			
2.0-2.5	(1)	0	0.00%			
				0 25 50 75 100	Course	
Response Rate	Mean	STD				
8/42 (19.05%)	3.63	0.52				




9 - Were you a Community or Junior college transfer?						
Response Option	Weight	Frequency	Percent	Percent Responses	Means	
Yes	(1)	5	62.50%			
No	(2)	3	37.50%			
				0 25 50 75 100		
Response Rate						
8/42 (19.05%)						

10 - Instruction in courses -						
Response Option	Weight	Frequency	Percent	Percent Responses	Means	
Excellent	(4)	5	62.50%			
Good	(3)	3	37.50%			
Fair	(2)	0	0.00%			
Poor	(1)	0	0.00%			
				0 25 50 75 100	Course	
Response Rate	Mean	STD				
8/42 (19.05%)	3.63	0.52				

William Carey University
Graduate Follow-Up Survey 2018-Biology-Hattiesburg

11 - Accessibility of instructors-						
Response Option	Weight	Frequency	Percent	Percent Responses	Means	
Excellent	(4)	7	87.50%			
Good	(3)	1	12.50%			
Fair	(2)	0	0.00%			
Poor	(1)	0	0.00%			
				0 25 50 75 100	Course	
Response Rate	Mean	STD				
8/42 (19.05%)	3.88	0.35				

12 - Quality of career counseling-						
Response Option	Weight	Frequency	Percent	Percent Responses	Means	
Excellent	(4)	2	25.00%			
Good	(3)	5	62.50%			
Fair	(2)	1	12.50%			
Poor	(1)	0	0.00%			
				0 25 50 75 100	Course	
Response Rate	Mean	STD				
8/42 (19.05%)	3.13	0.64				

13 - Overall academic degree program -						
Response Option	Weight	Frequency	Percent	Percent Responses	Means	
Excellent	(4)	5	62.50%			
Good	(3)	3	37.50%			
Fair	(2)	0	0.00%			
Poor	(1)	0	0.00%			
				0 25 50 75 100	Course	
Response Rate	Mean	STD				
8/42 (19.05%)	3.63	0.52				

William Carey University
Graduate Follow-Up Survey 2018-Business Administration

1 - I am presently an active member of a church								
Response Option	Weight	Frequency	Percent	Percent Responses		Means		
Yes	(1)	11	55.00%					
No	(2)	9	45.00%					
				0	25	50	75	100
Response Rate								
20/67 (29.85%)								

2 - Type of Employer:								
Response Option	Weight	Frequency	Percent	Percent Responses		Means		
Private	(5)	15	75.00%					
Military	(4)	0	0.00%					
Educational	(3)	1	5.00%					
Federal/State	(2)	4	20.00%					
Church	(1)	0	0.00%					
				0	25	50	75	100
Response Rate								
20/67 (29.85%)								

3 - Job preparation received at William Carey University:								
Response Option	Weight	Frequency	Percent	Percent Responses		Means		
Excellent	(4)	10	52.63%			3.42		
Good	(3)	7	36.84%					
Fair	(2)	2	10.53%					
Inadequate	(1)	0	0.00%					
				0	25	50	75	100
Response Rate	Mean	STD						
19/67 (28.36%)	3.42	0.69						

4 - Are you:								
Response Option	Weight	Frequency	Percent	Percent Responses		Means		
Presently enrolled in a graduate program	(1)	5	25.00%			2.35		
Plan to enroll in the near future	(2)	8	40.00%					
Plan to enroll in the next five years	(3)	2	10.00%					
Do not plan to ever enroll in a graduate program	(4)	5	25.00%					
Plan to pursue a military career	(5)	0	0.00%					
				0	25	50	75	100
Response Rate	Mean	STD						
20/67 (29.85%)	2.35	1.14						

5 - Employment Status:								
Response Option	Weight	Frequency	Percent	Percent Responses		Means		
Full-Time in a related field	(1)	15	75.00%			1.45		
Full-time in unrelated field	(2)	2	10.00%					
Part-time in a related field	(3)	2	10.00%					
Part-time in unrelated field	(4)	1	5.00%					
				0	25	50	75	100
Response Rate	Mean	STD						
20/67 (29.85%)	1.45	0.89						

William Carey University
Graduate Follow-Up Survey 2018-Business Administration

6 - Unemployed Status:						
Response Option	Weight	Frequency	Percent	Percent Responses	Means	
Unemployed and not seeking employment	(1)	0	0.00%			
Unemployed and seeking employment	(2)	0	0.00%			
Retired	(3)	0	0.00%			
Not Applicable	(0)	14	100.00%			
Response Rate	Mean	STD				
14/67 (20.9%)	0.00	0.00				




7 - Do you recommend William Carey University to individuals seeking programs similar to the one you completed?						
Response Option	Weight	Frequency	Percent	Percent Responses	Means	
Yes	(1)	19	95.00%		1.05	
No	(2)	1	5.00%			
				0 25 50 75 100	Course	
Response Rate	Mean	STD				
20/67 (29.85%)	1.05	0.22				






8 - Approximate GPA?						
Response Option	Weight	Frequency	Percent	Percent Responses	Means	
3.5-4.0	(4)	5	25.00%		2.80	
3.0-3.5	(3)	7	35.00%			
2.5-3.0	(2)	7	35.00%			
2.0-2.5	(1)	1	5.00%			
				0 25 50 75 100	Course	
Response Rate	Mean	STD				
20/67 (29.85%)	2.80	0.89				





9 - Were you a Community or Junior college transfer?						
Response Option	Weight	Frequency	Percent	Percent Responses	Means	
Yes	(1)	10	50.00%			
No	(2)	10	50.00%			
				0 25 50 75 100		
Response Rate						
20/67 (29.85%)						

10 - Instruction in courses -						
Response Option	Weight	Frequency	Percent	Percent Responses	Means	
Excellent	(4)	11	57.89%		3.47	
Good	(3)	6	31.58%			
Fair	(2)	2	10.53%			
Poor	(1)	0	0.00%			
				0 25 50 75 100	Course	
Response Rate	Mean	STD				
19/67 (28.36%)	3.47	0.70				

William Carey University
Graduate Follow-Up Survey 2018-Business Administration

11 - Accessibility of instructors-						
Response Option	Weight	Frequency	Percent	Percent Responses	Means	
Excellent	(4)	15	75.00%		 3.75	
Good	(3)	5	25.00%			
Fair	(2)	0	0.00%			
Poor	(1)	0	0.00%			
				0 25 50 75 100	Course	
Response Rate	Mean	STD				
20/67 (29.85%)	3.75	0.44				

12 - Quality of career counseling-						
Response Option	Weight	Frequency	Percent	Percent Responses	Means	
Excellent	(4)	9	45.00%		 3.25	
Good	(3)	8	40.00%			
Fair	(2)	2	10.00%			
Poor	(1)	1	5.00%			
				0 25 50 75 100	Course	
Response Rate	Mean	STD				
20/67 (29.85%)	3.25	0.85				

13 - Overall academic degree program -						
Response Option	Weight	Frequency	Percent	Percent Responses	Means	
Excellent	(4)	14	70.00%		 3.65	
Good	(3)	5	25.00%			
Fair	(2)	1	5.00%			
Poor	(1)	0	0.00%			
				0 25 50 75 100	Course	
Response Rate	Mean	STD				
20/67 (29.85%)	3.65	0.59				

William Carey University
Graduate Follow-Up Survey 2018-Chemistry

1 - I am presently an active member of a church								
Response Option	Weight	Frequency	Percent	Percent Responses		Means		
Yes	(1)	0	0.00%					
No	(2)	2	100.00%					
				0	25	50	75	100
Response Rate								
2/5 (40%)								

2 - Type of Employer:								
Response Option	Weight	Frequency	Percent	Percent Responses		Means		
Private	(5)	1	50.00%					
Military	(4)	0	0.00%					
Educational	(3)	0	0.00%					
Federal/State	(2)	1	50.00%					
Church	(1)	0	0.00%					
				0	25	50	75	100
Response Rate								
2/5 (40%)								

3 - Job preparation received at William Carey University:								
Response Option	Weight	Frequency	Percent	Percent Responses		Means		
Excellent	(4)	1	50.00%			3.00		
Good	(3)	0	0.00%					
Fair	(2)	1	50.00%					
Inadequate	(1)	0	0.00%					
				0	25	50	75	100
Response Rate	Mean	STD						
2/5 (40%)	3.00	1.41						

4 - Are you:								
Response Option	Weight	Frequency	Percent	Percent Responses		Means		
Presently enrolled in a graduate program	(1)	1	50.00%			1.50		
Plan to enroll in the near future	(2)	1	50.00%					
Plan to enroll in the next five years	(3)	0	0.00%					
Do not plan to ever enroll in a graduate program	(4)	0	0.00%					
Plan to pursue a military career	(5)	0	0.00%					
				0	25	50	75	100
Response Rate	Mean	STD						
2/5 (40%)	1.50	0.71						

5 - Employment Status:								
Response Option	Weight	Frequency	Percent	Percent Responses		Means		
Full-Time in a related field	(1)	0	0.00%			2.00		
Full-time in unrelated field	(2)	2	100.00%					
Part-time in a related field	(3)	0	0.00%					
Part-time in unrelated field	(4)	0	0.00%					
				0	25	50	75	100
Response Rate	Mean	STD						
2/5 (40%)	2.00	0.00						

William Carey University
Graduate Follow-Up Survey 2018-Chemistry

6 - Unemployed Status:						
Response Option	Weight	Frequency	Percent	Percent Responses	Means	
Unemployed and not seeking employment	(1)	0	0.00%			
Unemployed and seeking employment	(2)	0	0.00%			
Retired	(3)	0	0.00%			
Not Applicable	(0)	1	100.00%			
				0 25 50 75 100		
Response Rate	Mean	STD				
1/5 (20%)	0.00	0.00				

7 - Do you recommend William Carey University to individuals seeking programs similar to the one you completed?						
Response Option	Weight	Frequency	Percent	Percent Responses	Means	
Yes	(1)	2	100.00%			
No	(2)	0	0.00%			
				0 25 50 75 100	Course	
Response Rate	Mean	STD				
2/5 (40%)	1.00	0.00				

8 - Approximate GPA?						
Response Option	Weight	Frequency	Percent	Percent Responses	Means	
3.5-4.0	(4)	1	50.00%			
3.0-3.5	(3)	0	0.00%			
2.5-3.0	(2)	1	50.00%			
2.0-2.5	(1)	0	0.00%			
				0 25 50 75 100	Course	
Response Rate	Mean	STD				
2/5 (40%)	3.00	1.41				

9 - Were you a Community or Junior college transfer?						
Response Option	Weight	Frequency	Percent	Percent Responses	Means	
Yes	(1)	0	0.00%			
No	(2)	2	100.00%			
				0 25 50 75 100		
Response Rate	Mean	STD				
2/5 (40%)						

10 - Instruction in courses -						
Response Option	Weight	Frequency	Percent	Percent Responses	Means	
Excellent	(4)	0	0.00%			
Good	(3)	1	50.00%			
Fair	(2)	1	50.00%			
Poor	(1)	0	0.00%			
				0 25 50 75 100	Course	
Response Rate	Mean	STD				
2/5 (40%)	2.50	0.71				

William Carey University
 Graduate Follow-Up Survey 2018-Chemistry

11 - Accessibility of instructors-									
Response Option	Weight	Frequency	Percent	Percent Responses		Means			
Excellent	(4)	0	0.00%			2.50			
Good	(3)	1	50.00%						
Fair	(2)	1	50.00%						
Poor	(1)	0	0.00%						
				0	25	50	75	100	Course
Response Rate	Mean	STD							
2/5 (40%)	2.50	0.71							

12 - Quality of career counseling-									
Response Option	Weight	Frequency	Percent	Percent Responses		Means			
Excellent	(4)	0	0.00%			2.00			
Good	(3)	1	50.00%						
Fair	(2)	0	0.00%						
Poor	(1)	1	50.00%						
				0	25	50	75	100	Course
Response Rate	Mean	STD							
2/5 (40%)	2.00	1.41							

13 - Overall academic degree program -									
Response Option	Weight	Frequency	Percent	Percent Responses		Means			
Excellent	(4)	1	50.00%			3.50			
Good	(3)	1	50.00%						
Fair	(2)	0	0.00%						
Poor	(1)	0	0.00%						
				0	25	50	75	100	Course
Response Rate	Mean	STD							
2/5 (40%)	3.50	0.71							

William Carey University
Graduate Follow-Up Survey 2018-Church Music

1 - I am presently an active member of a church								
Response Option	Weight	Frequency	Percent	Percent Responses		Means		
Yes	(1)	2	100.00%					
No	(2)	0	0.00%					
				0	25	50	75	100
Response Rate								
2/8 (25%)								

2 - Type of Employer:								
Response Option	Weight	Frequency	Percent	Percent Responses		Means		
Private	(5)	0	0.00%					
Military	(4)	0	0.00%					
Educational	(3)	0	0.00%					
Federal/State	(2)	0	0.00%					
Church	(1)	2	100.00%					
				0	25	50	75	100
Response Rate								
2/8 (25%)								

3 - Job preparation received at William Carey University:								
Response Option	Weight	Frequency	Percent	Percent Responses		Means		
Excellent	(4)	1	50.00%			3.50		
Good	(3)	1	50.00%					
Fair	(2)	0	0.00%					
Inadequate	(1)	0	0.00%					
				0	25	50	75	100
Response Rate	Mean	STD						
2/8 (25%)	3.50	0.71				Course		

4 - Are you:								
Response Option	Weight	Frequency	Percent	Percent Responses		Means		
Presently enrolled in a graduate program	(1)	0	0.00%			2.00		
Plan to enroll in the near future	(2)	2	100.00%					
Plan to enroll in the next five years	(3)	0	0.00%					
Do not plan to ever enroll in a graduate program	(4)	0	0.00%					
Plan to pursue a military career	(5)	0	0.00%					
				0	25	50	75	100
Response Rate	Mean	STD						
2/8 (25%)	2.00	0.00				Course		

5 - Employment Status:								
Response Option	Weight	Frequency	Percent	Percent Responses		Means		
Full-Time in a related field	(1)	2	100.00%			1.00		
Full-time in unrelated field	(2)	0	0.00%					
Part-time in a related field	(3)	0	0.00%					
Part-time in unrelated field	(4)	0	0.00%					
				0	25	50	75	100
Response Rate	Mean	STD						
2/8 (25%)	1.00	0.00				Course		

William Carey University
Graduate Follow-Up Survey 2018-Church Music

6 - Unemployed Status:								
Response Option	Weight	Frequency	Percent	Percent Responses		Means		
Unemployed and not seeking employment	(1)	0	0.00%					
Unemployed and seeking employment	(2)	0	0.00%					
Retired	(3)	0	0.00%					
Not Applicable	(0)	2	100.00%					
				0	25	50	75	100
Response Rate	Mean	STD						
2/8 (25%)	0.00	0.00						

7 - Do you recommend William Carey University to individuals seeking programs similar to the one you completed?								
Response Option	Weight	Frequency	Percent	Percent Responses		Means		
Yes	(1)	2	100.00%			1.00		
No	(2)	0	0.00%					
				0	25	50	75	100
Response Rate	Mean	STD						
2/8 (25%)	1.00	0.00						

8 - Approximate GPA?								
Response Option	Weight	Frequency	Percent	Percent Responses		Means		
3.5-4.0	(4)	1	50.00%			3.50		
3.0-3.5	(3)	1	50.00%					
2.5-3.0	(2)	0	0.00%					
2.0-2.5	(1)	0	0.00%					
				0	25	50	75	100
Response Rate	Mean	STD						
2/8 (25%)	3.50	0.71						

9 - Were you a Community or Junior college transfer?								
Response Option	Weight	Frequency	Percent	Percent Responses		Means		
Yes	(1)	0	0.00%					
No	(2)	2	100.00%					
				0	25	50	75	100
Response Rate	Mean	STD						
2/8 (25%)								

10 - Instruction in courses -								
Response Option	Weight	Frequency	Percent	Percent Responses		Means		
Excellent	(4)	1	50.00%			3.50		
Good	(3)	1	50.00%					
Fair	(2)	0	0.00%					
Poor	(1)	0	0.00%					
				0	25	50	75	100
Response Rate	Mean	STD						
2/8 (25%)	3.50	0.71						

William Carey University
Graduate Follow-Up Survey 2018-Church Music

11 - Accessibility of instructors-									
Response Option	Weight	Frequency	Percent	Percent Responses		Means			
Excellent	(4)	1	50.00%			3.50			
Good	(3)	1	50.00%						
Fair	(2)	0	0.00%						
Poor	(1)	0	0.00%						
				0	25	50	75	100	Course
Response Rate	Mean	STD							
2/8 (25%)	3.50	0.71							

12 - Quality of career counseling-									
Response Option	Weight	Frequency	Percent	Percent Responses		Means			
Excellent	(4)	2	100.00%			4.00			
Good	(3)	0	0.00%						
Fair	(2)	0	0.00%						
Poor	(1)	0	0.00%						
				0	25	50	75	100	Course
Response Rate	Mean	STD							
2/8 (25%)	4.00	0.00							

13 - Overall academic degree program -									
Response Option	Weight	Frequency	Percent	Percent Responses		Means			
Excellent	(4)	1	50.00%			3.50			
Good	(3)	1	50.00%						
Fair	(2)	0	0.00%						
Poor	(1)	0	0.00%						
				0	25	50	75	100	Course
Response Rate	Mean	STD							
2/8 (25%)	3.50	0.71							

William Carey University
Graduate Follow-Up Survey 2018-Criminal Justice-Tradition

1 - I am presently an active member of a church								
Response Option	Weight	Frequency	Percent	Percent Responses		Means		
Yes	(1)	2	66.67%					
No	(2)	1	33.33%					
				0	25	50	75	100
Response Rate								
3/16 (18.75%)								

2 - Type of Employer:								
Response Option	Weight	Frequency	Percent	Percent Responses		Means		
Private	(5)	2	66.67%					
Military	(4)	0	0.00%					
Educational	(3)	0	0.00%					
Federal/State	(2)	1	33.33%					
Church	(1)	0	0.00%					
				0	25	50	75	100
Response Rate								
3/16 (18.75%)								

3 - Job preparation received at William Carey University:								
Response Option	Weight	Frequency	Percent	Percent Responses		Means		
Excellent	(4)	3	100.00%			4.00		
Good	(3)	0	0.00%					
Fair	(2)	0	0.00%					
Inadequate	(1)	0	0.00%					
				0	25	50	75	100
Response Rate	Mean	STD						
3/16 (18.75%)	4.00	0.00	Course					

4 - Are you:								
Response Option	Weight	Frequency	Percent	Percent Responses		Means		
Presently enrolled in a graduate program	(1)	1	33.33%			2.33		
Plan to enroll in the near future	(2)	1	33.33%					
Plan to enroll in the next five years	(3)	0	0.00%					
Do not plan to ever enroll in a graduate program	(4)	1	33.33%					
Plan to pursue a military career	(5)	0	0.00%					
				0	25	50	75	100
Response Rate	Mean	STD						
3/16 (18.75%)	2.33	1.53	Course					

5 - Employment Status:								
Response Option	Weight	Frequency	Percent	Percent Responses		Means		
Full-Time in a related field	(1)	1	33.33%			1.67		
Full-time in unrelated field	(2)	2	66.67%					
Part-time in a related field	(3)	0	0.00%					
Part-time in unrelated field	(4)	0	0.00%					
				0	25	50	75	100
Response Rate	Mean	STD						
3/16 (18.75%)	1.67	0.58	Course					

William Carey University
Graduate Follow-Up Survey 2018-Criminal Justice-Tradition

6 - Unemployed Status:								
Response Option	Weight	Frequency	Percent	Percent Responses		Means		
Unemployed and not seeking employment	(1)	0	0.00%					
Unemployed and seeking employment	(2)	0	0.00%					
Retired	(3)	0	0.00%					
Not Applicable	(0)	3	100.00%					
				0	25	50	75	100
Response Rate	Mean	STD						
3/16 (18.75%)	0.00	0.00						

7 - Do you recommend William Carey University to individuals seeking programs similar to the one you completed?								
Response Option	Weight	Frequency	Percent	Percent Responses		Means		
Yes	(1)	3	100.00%			1.00		
No	(2)	0	0.00%					
				0	25	50	75	100
Response Rate	Mean	STD						
3/16 (18.75%)	1.00	0.00						

8 - Approximate GPA?								
Response Option	Weight	Frequency	Percent	Percent Responses		Means		
3.5-4.0	(4)	2	66.67%			3.33		
3.0-3.5	(3)	0	0.00%					
2.5-3.0	(2)	1	33.33%					
2.0-2.5	(1)	0	0.00%					
				0	25	50	75	100
Response Rate	Mean	STD						
3/16 (18.75%)	3.33	1.15						

9 - Were you a Community or Junior college transfer?								
Response Option	Weight	Frequency	Percent	Percent Responses		Means		
Yes	(1)	3	100.00%					
No	(2)	0	0.00%					
				0	25	50	75	100
Response Rate	Mean	STD						
3/16 (18.75%)								

10 - Instruction in courses -								
Response Option	Weight	Frequency	Percent	Percent Responses		Means		
Excellent	(4)	2	66.67%			3.67		
Good	(3)	1	33.33%					
Fair	(2)	0	0.00%					
Poor	(1)	0	0.00%					
				0	25	50	75	100
Response Rate	Mean	STD						
3/16 (18.75%)	3.67	0.58						

William Carey University
Graduate Follow-Up Survey 2018-Criminal Justice-Tradition

11 - Accessibility of instructors-									
Response Option	Weight	Frequency	Percent	Percent Responses		Means			
Excellent	(4)	3	100.00%			4.00			
Good	(3)	0	0.00%						
Fair	(2)	0	0.00%						
Poor	(1)	0	0.00%						
				0	25	50	75	100	Course
Response Rate	Mean	STD							
3/16 (18.75%)	4.00	0.00							

12 - Quality of career counseling-									
Response Option	Weight	Frequency	Percent	Percent Responses		Means			
Excellent	(4)	2	100.00%			4.00			
Good	(3)	0	0.00%						
Fair	(2)	0	0.00%						
Poor	(1)	0	0.00%						
				0	25	50	75	100	Course
Response Rate	Mean	STD							
2/16 (12.5%)	4.00	0.00							

13 - Overall academic degree program -									
Response Option	Weight	Frequency	Percent	Percent Responses		Means			
Excellent	(4)	3	100.00%			4.00			
Good	(3)	0	0.00%						
Fair	(2)	0	0.00%						
Poor	(1)	0	0.00%						
				0	25	50	75	100	Course
Response Rate	Mean	STD							
3/16 (18.75%)	4.00	0.00							

William Carey University
Graduate Follow-Up Survey 2018-Elementary Education-Hattiesburg

1 - I am presently an active member of a church								
Response Option	Weight	Frequency	Percent	Percent Responses		Means		
Yes	(1)	1	50.00%					
No	(2)	1	50.00%					
				0	25	50	75	100
Response Rate								
2/14 (14.29%)								

2 - Type of Employer:								
Response Option	Weight	Frequency	Percent	Percent Responses		Means		
Private	(5)	0	0.00%					
Military	(4)	0	0.00%					
Educational	(3)	2	100.00%					
Federal/State	(2)	0	0.00%					
Church	(1)	0	0.00%					
				0	25	50	75	100
Response Rate								
2/14 (14.29%)								

3 - Job preparation received at William Carey University:								
Response Option	Weight	Frequency	Percent	Percent Responses		Means		
Excellent	(4)	1	50.00%			3.50		
Good	(3)	1	50.00%					
Fair	(2)	0	0.00%					
Inadequate	(1)	0	0.00%					
				0	25	50	75	100
Response Rate	Mean	STD						
2/14 (14.29%)	3.50	0.71						

4 - Are you:								
Response Option	Weight	Frequency	Percent	Percent Responses		Means		
Presently enrolled in a graduate program	(1)	0	0.00%			2.50		
Plan to enroll in the near future	(2)	1	50.00%					
Plan to enroll in the next five years	(3)	1	50.00%					
Do not plan to ever enroll in a graduate program	(4)	0	0.00%					
Plan to pursue a military career	(5)	0	0.00%					
				0	25	50	75	100
Response Rate	Mean	STD						
2/14 (14.29%)	2.50	0.71						

5 - Employment Status:								
Response Option	Weight	Frequency	Percent	Percent Responses		Means		
Full-Time in a related field	(1)	2	100.00%			1.00		
Full-time in unrelated field	(2)	0	0.00%					
Part-time in a related field	(3)	0	0.00%					
Part-time in unrelated field	(4)	0	0.00%					
				0	25	50	75	100
Response Rate	Mean	STD						
2/14 (14.29%)	1.00	0.00						

William Carey University
Graduate Follow-Up Survey 2018-Elementary Education-Hattiesburg

6 - Unemployed Status:								
Response Option	Weight	Frequency	Percent	Percent Responses		Means		
Unemployed and not seeking employment	(1)	0	0.00%					
Unemployed and seeking employment	(2)	0	0.00%					
Retired	(3)	0	0.00%					
Not Applicable	(0)	2	100.00%					
				0	25	50	75	100
Response Rate	Mean	STD						
2/14 (14.29%)	0.00	0.00						

7 - Do you recommend William Carey University to individuals seeking programs similar to the one you completed?								
Response Option	Weight	Frequency	Percent	Percent Responses		Means		
Yes	(1)	2	100.00%			1.00		
No	(2)	0	0.00%					
				0	25	50	75	100
Response Rate	Mean	STD						
2/14 (14.29%)	1.00	0.00						

8 - Approximate GPA?								
Response Option	Weight	Frequency	Percent	Percent Responses		Means		
3.5-4.0	(4)	2	100.00%			4.00		
3.0-3.5	(3)	0	0.00%					
2.5-3.0	(2)	0	0.00%					
2.0-2.5	(1)	0	0.00%					
				0	25	50	75	100
Response Rate	Mean	STD						
2/14 (14.29%)	4.00	0.00						

9 - Were you a Community or Junior college transfer?								
Response Option	Weight	Frequency	Percent	Percent Responses		Means		
Yes	(1)	2	100.00%					
No	(2)	0	0.00%					
				0	25	50	75	100
Response Rate	Mean	STD						
2/14 (14.29%)								

10 - Instruction in courses -								
Response Option	Weight	Frequency	Percent	Percent Responses		Means		
Excellent	(4)	2	100.00%			4.00		
Good	(3)	0	0.00%					
Fair	(2)	0	0.00%					
Poor	(1)	0	0.00%					
				0	25	50	75	100
Response Rate	Mean	STD						
2/14 (14.29%)	4.00	0.00						

William Carey University
Graduate Follow-Up Survey 2018-Elementary Education-Hattiesburg

11 - Accessibility of instructors-									
Response Option	Weight	Frequency	Percent	Percent Responses		Means			
Excellent	(4)	2	100.00%			4.00			
Good	(3)	0	0.00%						
Fair	(2)	0	0.00%						
Poor	(1)	0	0.00%						
				0	25	50	75	100	Course
Response Rate	Mean	STD							
2/14 (14.29%)	4.00	0.00							

12 - Quality of career counseling-									
Response Option	Weight	Frequency	Percent	Percent Responses		Means			
Excellent	(4)	2	100.00%			4.00			
Good	(3)	0	0.00%						
Fair	(2)	0	0.00%						
Poor	(1)	0	0.00%						
				0	25	50	75	100	Course
Response Rate	Mean	STD							
2/14 (14.29%)	4.00	0.00							

13 - Overall academic degree program -									
Response Option	Weight	Frequency	Percent	Percent Responses		Means			
Excellent	(4)	2	100.00%			4.00			
Good	(3)	0	0.00%						
Fair	(2)	0	0.00%						
Poor	(1)	0	0.00%						
				0	25	50	75	100	Course
Response Rate	Mean	STD							
2/14 (14.29%)	4.00	0.00							

William Carey University
Graduate Follow-Up Survey 2018-Elementary Education-Tradition

1 - I am presently an active member of a church								
Response Option	Weight	Frequency	Percent	Percent Responses		Means		
Yes	(1)	0	0.00%					
No	(2)	1	100.00%					
				0	25	50	75	100
Response Rate								
1/11 (9.09%)								

2 - Type of Employer:								
Response Option	Weight	Frequency	Percent	Percent Responses		Means		
Private	(5)	0	0.00%					
Military	(4)	0	0.00%					
Educational	(3)	0	0.00%					
Federal/State	(2)	1	100.00%					
Church	(1)	0	0.00%					
				0	25	50	75	100
Response Rate								
1/11 (9.09%)								

3 - Job preparation received at William Carey University:								
Response Option	Weight	Frequency	Percent	Percent Responses		Means		
Excellent	(4)	1	100.00%			4.00		
Good	(3)	0	0.00%					
Fair	(2)	0	0.00%					
Inadequate	(1)	0	0.00%					
				0	25	50	75	100
Response Rate	Mean	STD						
1/11 (9.09%)	4.00	0.00						

4 - Are you:								
Response Option	Weight	Frequency	Percent	Percent Responses		Means		
Presently enrolled in a graduate program	(1)	0	0.00%			3.00		
Plan to enroll in the near future	(2)	0	0.00%					
Plan to enroll in the next five years	(3)	1	100.00%					
Do not plan to ever enroll in a graduate program	(4)	0	0.00%					
Plan to pursue a military career	(5)	0	0.00%					
				0	25	50	75	100
Response Rate	Mean	STD						
1/11 (9.09%)	3.00	0.00						

5 - Employment Status:								
Response Option	Weight	Frequency	Percent	Percent Responses		Means		
Full-Time in a related field	(1)	1	100.00%			1.00		
Full-time in unrelated field	(2)	0	0.00%					
Part-time in a related field	(3)	0	0.00%					
Part-time in unrelated field	(4)	0	0.00%					
				0	25	50	75	100
Response Rate	Mean	STD						
1/11 (9.09%)	1.00	0.00						

William Carey University
Graduate Follow-Up Survey 2018-Elementary Education-Tradition

6 - Unemployed Status:								
Response Option	Weight	Frequency	Percent	Percent Responses		Means		
Unemployed and not seeking employment	(1)	0	0.00%					
Unemployed and seeking employment	(2)	0	0.00%					
Retired	(3)	0	0.00%					
Not Applicable	(0)	1	100.00%					
				0	25	50	75	100
Response Rate	Mean	STD						
1/11 (9.09%)	0.00	0.00						

7 - Do you recommend William Carey University to individuals seeking programs similar to the one you completed?								
Response Option	Weight	Frequency	Percent	Percent Responses		Means		
Yes	(1)	1	100.00%			1.00		
No	(2)	0	0.00%					
				0	25	50	75	100
Response Rate	Mean	STD						
1/11 (9.09%)	1.00	0.00						

8 - Approximate GPA?								
Response Option	Weight	Frequency	Percent	Percent Responses		Means		
3.5-4.0	(4)	0	0.00%			3.00		
3.0-3.5	(3)	1	100.00%					
2.5-3.0	(2)	0	0.00%					
2.0-2.5	(1)	0	0.00%					
				0	25	50	75	100
Response Rate	Mean	STD						
1/11 (9.09%)	3.00	0.00						

9 - Were you a Community or Junior college transfer?								
Response Option	Weight	Frequency	Percent	Percent Responses		Means		
Yes	(1)	1	100.00%					
No	(2)	0	0.00%					
				0	25	50	75	100
Response Rate	Mean	STD						
1/11 (9.09%)								

10 - Instruction in courses -								
Response Option	Weight	Frequency	Percent	Percent Responses		Means		
Excellent	(4)	1	100.00%			4.00		
Good	(3)	0	0.00%					
Fair	(2)	0	0.00%					
Poor	(1)	0	0.00%					
				0	25	50	75	100
Response Rate	Mean	STD						
1/11 (9.09%)	4.00	0.00						

William Carey University
 Graduate Follow-Up Survey 2018-Elementary Education-Tradition

11 - Accessibility of instructors-									
Response Option	Weight	Frequency	Percent	Percent Responses		Means			
Excellent	(4)	1	100.00%			4.00			
Good	(3)	0	0.00%						
Fair	(2)	0	0.00%						
Poor	(1)	0	0.00%						
				0	25	50	75	100	Course
Response Rate	Mean	STD							
1/11 (9.09%)	4.00	0.00							

12 - Quality of career counseling-									
Response Option	Weight	Frequency	Percent	Percent Responses		Means			
Excellent	(4)	1	100.00%			4.00			
Good	(3)	0	0.00%						
Fair	(2)	0	0.00%						
Poor	(1)	0	0.00%						
				0	25	50	75	100	Course
Response Rate	Mean	STD							
1/11 (9.09%)	4.00	0.00							

13 - Overall academic degree program -									
Response Option	Weight	Frequency	Percent	Percent Responses		Means			
Excellent	(4)	1	100.00%			4.00			
Good	(3)	0	0.00%						
Fair	(2)	0	0.00%						
Poor	(1)	0	0.00%						
				0	25	50	75	100	Course
Response Rate	Mean	STD							
1/11 (9.09%)	4.00	0.00							

William Carey University
Graduate Follow-Up Survey 2018-English

1 - I am presently an active member of a church								
Response Option	Weight	Frequency	Percent	Percent Responses		Means		
Yes	(1)	4	80.00%					
No	(2)	1	20.00%					
				0	25	50	75	100
Response Rate								
5/27 (18.52%)								

2 - Type of Employer:								
Response Option	Weight	Frequency	Percent	Percent Responses		Means		
Private	(5)	2	40.00%					
Military	(4)	0	0.00%					
Educational	(3)	3	60.00%					
Federal/State	(2)	0	0.00%					
Church	(1)	0	0.00%					
				0	25	50	75	100
Response Rate								
5/27 (18.52%)								

3 - Job preparation received at William Carey University:								
Response Option	Weight	Frequency	Percent	Percent Responses		Means		
Excellent	(4)	2	40.00%			3.20		
Good	(3)	2	40.00%					
Fair	(2)	1	20.00%					
Inadequate	(1)	0	0.00%					
				0	25	50	75	100
Response Rate	Mean	STD						
5/27 (18.52%)	3.20	0.84						

4 - Are you:								
Response Option	Weight	Frequency	Percent	Percent Responses		Means		
Presently enrolled in a graduate program	(1)	0	0.00%			2.40		
Plan to enroll in the near future	(2)	4	80.00%					
Plan to enroll in the next five years	(3)	0	0.00%					
Do not plan to ever enroll in a graduate program	(4)	1	20.00%					
Plan to pursue a military career	(5)	0	0.00%					
				0	25	50	75	100
Response Rate	Mean	STD						
5/27 (18.52%)	2.40	0.89						

5 - Employment Status:								
Response Option	Weight	Frequency	Percent	Percent Responses		Means		
Full-Time in a related field	(1)	3	75.00%			1.25		
Full-time in unrelated field	(2)	1	25.00%					
Part-time in a related field	(3)	0	0.00%					
Part-time in unrelated field	(4)	0	0.00%					
				0	25	50	75	100
Response Rate	Mean	STD						
4/27 (14.81%)	1.25	0.50						

William Carey University
Graduate Follow-Up Survey 2018-English

6 - Unemployed Status:						
Response Option	Weight	Frequency	Percent	Percent Responses	Means	
Unemployed and not seeking employment	(1)	0	0.00%			
Unemployed and seeking employment	(2)	1	20.00%			
Retired	(3)	0	0.00%			
Not Applicable	(0)	4	80.00%			
				0 25 50 75 100	Course	
Response Rate	Mean	STD				
5/27 (18.52%)	2.00	0.00				


7 - Do you recommend William Carey University to individuals seeking programs similar to the one you completed?						
Response Option	Weight	Frequency	Percent	Percent Responses	Means	
Yes	(1)	5	100.00%			
No	(2)	0	0.00%			
				0 25 50 75 100	Course	
Response Rate	Mean	STD				
5/27 (18.52%)	1.00	0.00				



8 - Approximate GPA?						
Response Option	Weight	Frequency	Percent	Percent Responses	Means	
3.5-4.0	(4)	1	20.00%			
3.0-3.5	(3)	1	20.00%			
2.5-3.0	(2)	2	40.00%			
2.0-2.5	(1)	1	20.00%			
				0 25 50 75 100	Course	
Response Rate	Mean	STD				
5/27 (18.52%)	2.40	1.14				



9 - Were you a Community or Junior college transfer?						
Response Option	Weight	Frequency	Percent	Percent Responses	Means	
Yes	(1)	2	40.00%			
No	(2)	3	60.00%			
				0 25 50 75 100		
Response Rate						
5/27 (18.52%)						

10 - Instruction in courses -						
Response Option	Weight	Frequency	Percent	Percent Responses	Means	
Excellent	(4)	4	80.00%			
Good	(3)	1	20.00%			
Fair	(2)	0	0.00%			
Poor	(1)	0	0.00%			
				0 25 50 75 100	Course	
Response Rate	Mean	STD				
5/27 (18.52%)	3.80	0.45				

William Carey University
Graduate Follow-Up Survey 2018-English

11 - Accessibility of instructors-									
Response Option	Weight	Frequency	Percent	Percent Responses		Means			
Excellent	(4)	5	100.00%			4.00			
Good	(3)	0	0.00%						
Fair	(2)	0	0.00%						
Poor	(1)	0	0.00%						
				0	25	50	75	100	Course
Response Rate	Mean	STD							
5/27 (18.52%)	4.00	0.00							

12 - Quality of career counseling-									
Response Option	Weight	Frequency	Percent	Percent Responses		Means			
Excellent	(4)	2	40.00%			3.40			
Good	(3)	3	60.00%						
Fair	(2)	0	0.00%						
Poor	(1)	0	0.00%						
				0	25	50	75	100	Course
Response Rate	Mean	STD							
5/27 (18.52%)	3.40	0.55							

13 - Overall academic degree program -									
Response Option	Weight	Frequency	Percent	Percent Responses		Means			
Excellent	(4)	3	60.00%			3.60			
Good	(3)	2	40.00%						
Fair	(2)	0	0.00%						
Poor	(1)	0	0.00%						
				0	25	50	75	100	Course
Response Rate	Mean	STD							
5/27 (18.52%)	3.60	0.55							

William Carey University
Graduate Follow-Up Survey 2018-Health Administration and Education

1 - I am presently an active member of a church					
Response Option	Weight	Frequency	Percent	Percent Responses	Means
Yes	(1)	8	88.89%		
No	(2)	1	11.11%		
				0 25 50 75 100	
Response Rate					
9/16 (56.25%)					

2 - Type of Employer:					
Response Option	Weight	Frequency	Percent	Percent Responses	Means
Private	(5)	4	50.00%		
Military	(4)	0	0.00%		
Educational	(3)	2	25.00%		
Federal/State	(2)	2	25.00%		
Church	(1)	0	0.00%		
				0 25 50 75 100	
Response Rate					
8/16 (50%)					

3 - Job preparation received at William Carey University:					
Response Option	Weight	Frequency	Percent	Percent Responses	Means
Excellent	(4)	4	44.44%		2.89
Good	(3)	2	22.22%		
Fair	(2)	1	11.11%		
Inadequate	(1)	2	22.22%		
				0 25 50 75 100	Course
Response Rate	Mean	STD			
9/16 (56.25%)	2.89	1.27			

4 - Are you:					
Response Option	Weight	Frequency	Percent	Percent Responses	Means
Presently enrolled in a graduate program	(1)	5	55.56%		1.67
Plan to enroll in the near future	(2)	3	33.33%		
Plan to enroll in the next five years	(3)	0	0.00%		
Do not plan to ever enroll in a graduate program	(4)	1	11.11%		
Plan to pursue a military career	(5)	0	0.00%		
				0 25 50 75 100	Course
Response Rate	Mean	STD			
9/16 (56.25%)	1.67	1.00			

5 - Employment Status:					
Response Option	Weight	Frequency	Percent	Percent Responses	Means
Full-Time in a related field	(1)	3	37.50%		2.13
Full-time in unrelated field	(2)	3	37.50%		
Part-time in a related field	(3)	0	0.00%		
Part-time in unrelated field	(4)	2	25.00%		
				0 25 50 75 100	Course
Response Rate	Mean	STD			
8/16 (50%)	2.13	1.25			

William Carey University
Graduate Follow-Up Survey 2018-Health Administration and Education

6 - Unemployed Status:						
Response Option	Weight	Frequency	Percent	Percent Responses	Means	
Unemployed and not seeking employment	(1)	0	0.00%			
Unemployed and seeking employment	(2)	2	25.00%			
Retired	(3)	0	0.00%			
Not Applicable	(0)	6	75.00%			
				0 25 50 75 100	Course	
Response Rate	Mean	STD				
8/16 (50%)	2.00	0.00				






7 - Do you recommend William Carey University to individuals seeking programs similar to the one you completed?						
Response Option	Weight	Frequency	Percent	Percent Responses	Means	
Yes	(1)	9	100.00%			
No	(2)	0	0.00%			
				0 25 50 75 100	Course	
Response Rate	Mean	STD				
9/16 (56.25%)	1.00	0.00				






8 - Approximate GPA?						
Response Option	Weight	Frequency	Percent	Percent Responses	Means	
3.5-4.0	(4)	5	55.56%			
3.0-3.5	(3)	2	22.22%			
2.5-3.0	(2)	2	22.22%			
2.0-2.5	(1)	0	0.00%			
				0 25 50 75 100	Course	
Response Rate	Mean	STD				
9/16 (56.25%)	3.33	0.87				






9 - Were you a Community or Junior college transfer?						
Response Option	Weight	Frequency	Percent	Percent Responses	Means	
Yes	(1)	7	77.78%			
No	(2)	2	22.22%			
				0 25 50 75 100		
Response Rate						
9/16 (56.25%)						

10 - Instruction in courses -						
Response Option	Weight	Frequency	Percent	Percent Responses	Means	
Excellent	(4)	6	75.00%			
Good	(3)	2	25.00%			
Fair	(2)	0	0.00%			
Poor	(1)	0	0.00%			
				0 25 50 75 100	Course	
Response Rate	Mean	STD				
8/16 (50%)	3.75	0.46				

William Carey University
Graduate Follow-Up Survey 2018-Health Administration and Education

11 - Accessibility of instructors-						
Response Option	Weight	Frequency	Percent	Percent Responses	Means	
Excellent	(4)	4	50.00%			
Good	(3)	3	37.50%			
Fair	(2)	1	12.50%			
Poor	(1)	0	0.00%			
				0 25 50 75 100	Course	
Response Rate	Mean	STD				
8/16 (50%)	3.38	0.74				

12 - Quality of career counseling-						
Response Option	Weight	Frequency	Percent	Percent Responses	Means	
Excellent	(4)	2	25.00%			
Good	(3)	5	62.50%			
Fair	(2)	1	12.50%			
Poor	(1)	0	0.00%			
				0 25 50 75 100	Course	
Response Rate	Mean	STD				
8/16 (50%)	3.13	0.64				

13 - Overall academic degree program -						
Response Option	Weight	Frequency	Percent	Percent Responses	Means	
Excellent	(4)	5	62.50%			
Good	(3)	3	37.50%			
Fair	(2)	0	0.00%			
Poor	(1)	0	0.00%			
				0 25 50 75 100	Course	
Response Rate	Mean	STD				
8/16 (50%)	3.63	0.52				

William Carey University
Graduate Follow-Up Survey 2018-Health Information Management

1 - I am presently an active member of a church								
Response Option	Weight	Frequency	Percent	Percent Responses		Means		
Yes	(1)	2	100.00%					
No	(2)	0	0.00%					
				0	25	50	75	100
Response Rate								
2/3 (66.67%)								

2 - Type of Employer:								
Response Option	Weight	Frequency	Percent	Percent Responses		Means		
Private	(5)	2	100.00%					
Military	(4)	0	0.00%					
Educational	(3)	0	0.00%					
Federal/State	(2)	0	0.00%					
Church	(1)	0	0.00%					
				0	25	50	75	100
Response Rate								
2/3 (66.67%)								

3 - Job preparation received at William Carey University:								
Response Option	Weight	Frequency	Percent	Percent Responses		Means		
Excellent	(4)	2	100.00%			4.00		
Good	(3)	0	0.00%					
Fair	(2)	0	0.00%					
Inadequate	(1)	0	0.00%					
				0	25	50	75	100
Response Rate	Mean	STD						
2/3 (66.67%)	4.00	0.00				Course		

4 - Are you:								
Response Option	Weight	Frequency	Percent	Percent Responses		Means		
Presently enrolled in a graduate program	(1)	1	50.00%			2.00		
Plan to enroll in the near future	(2)	0	0.00%					
Plan to enroll in the next five years	(3)	1	50.00%					
Do not plan to ever enroll in a graduate program	(4)	0	0.00%					
Plan to pursue a military career	(5)	0	0.00%					
				0	25	50	75	100
Response Rate	Mean	STD						
2/3 (66.67%)	2.00	1.41				Course		

5 - Employment Status:								
Response Option	Weight	Frequency	Percent	Percent Responses		Means		
Full-Time in a related field	(1)	1	50.00%			1.50		
Full-time in unrelated field	(2)	1	50.00%					
Part-time in a related field	(3)	0	0.00%					
Part-time in unrelated field	(4)	0	0.00%					
				0	25	50	75	100
Response Rate	Mean	STD						
2/3 (66.67%)	1.50	0.71				Course		

William Carey University
Graduate Follow-Up Survey 2018-Health Information Management

6 - Unemployed Status:					
Response Option	Weight	Frequency	Percent	Percent Responses	Means
Unemployed and not seeking employment	(1)	0	0.00%		
Unemployed and seeking employment	(2)	0	0.00%		
Retired	(3)	0	0.00%		
Not Applicable	(0)	2	100.00%		
				0 25 50 75 100	
Response Rate	Mean	STD			
2/3 (66.67%)	0.00	0.00			

7 - Do you recommend William Carey University to individuals seeking programs similar to the one you completed?					
Response Option	Weight	Frequency	Percent	Percent Responses	Means
Yes	(1)	2	100.00%		1.00
No	(2)	0	0.00%		
				0 25 50 75 100	Course
Response Rate	Mean	STD			
2/3 (66.67%)	1.00	0.00			

8 - Approximate GPA?					
Response Option	Weight	Frequency	Percent	Percent Responses	Means
3.5-4.0	(4)	1	50.00%		3.50
3.0-3.5	(3)	1	50.00%		
2.5-3.0	(2)	0	0.00%		
2.0-2.5	(1)	0	0.00%		
				0 25 50 75 100	Course
Response Rate	Mean	STD			
2/3 (66.67%)	3.50	0.71			

9 - Were you a Community or Junior college transfer?					
Response Option	Weight	Frequency	Percent	Percent Responses	Means
Yes	(1)	2	100.00%		
No	(2)	0	0.00%		
				0 25 50 75 100	
Response Rate					
2/3 (66.67%)					

10 - Instruction in courses -					
Response Option	Weight	Frequency	Percent	Percent Responses	Means
Excellent	(4)	1	50.00%		3.50
Good	(3)	1	50.00%		
Fair	(2)	0	0.00%		
Poor	(1)	0	0.00%		
				0 25 50 75 100	Course
Response Rate	Mean	STD			
2/3 (66.67%)	3.50	0.71			

William Carey University
Graduate Follow-Up Survey 2018-Health Information Management

11 - Accessibility of instructors-									
Response Option	Weight	Frequency	Percent	Percent Responses		Means			
Excellent	(4)	2	100.00%			4.00			
Good	(3)	0	0.00%						
Fair	(2)	0	0.00%						
Poor	(1)	0	0.00%						
				0	25	50	75	100	Course
Response Rate	Mean	STD							
2/3 (66.67%)	4.00	0.00							

12 - Quality of career counseling-									
Response Option	Weight	Frequency	Percent	Percent Responses		Means			
Excellent	(4)	2	100.00%			4.00			
Good	(3)	0	0.00%						
Fair	(2)	0	0.00%						
Poor	(1)	0	0.00%						
				0	25	50	75	100	Course
Response Rate	Mean	STD							
2/3 (66.67%)	4.00	0.00							

13 - Overall academic degree program -									
Response Option	Weight	Frequency	Percent	Percent Responses		Means			
Excellent	(4)	2	100.00%			4.00			
Good	(3)	0	0.00%						
Fair	(2)	0	0.00%						
Poor	(1)	0	0.00%						
				0	25	50	75	100	Course
Response Rate	Mean	STD							
2/3 (66.67%)	4.00	0.00							

William Carey University
Graduate Follow-Up Survey 2018-History

1 - I am presently an active member of a church								
Response Option	Weight	Frequency	Percent	Percent Responses		Means		
Yes	(1)	1	33.33%					
No	(2)	2	66.67%					
				0	25	50	75	100
Response Rate								
3/9 (33.33%)								

2 - Type of Employer:								
Response Option	Weight	Frequency	Percent	Percent Responses		Means		
Private	(5)	0	0.00%					
Military	(4)	0	0.00%					
Educational	(3)	2	100.00%					
Federal/State	(2)	0	0.00%					
Church	(1)	0	0.00%					
				0	25	50	75	100
Response Rate								
2/9 (22.22%)								

3 - Job preparation received at William Carey University:								
Response Option	Weight	Frequency	Percent	Percent Responses		Means		
Excellent	(4)	0	0.00%			2.67		
Good	(3)	2	66.67%					
Fair	(2)	1	33.33%					
Inadequate	(1)	0	0.00%					
				0	25	50	75	100
Response Rate	Mean	STD						
3/9 (33.33%)	2.67	0.58						

4 - Are you:								
Response Option	Weight	Frequency	Percent	Percent Responses		Means		
Presently enrolled in a graduate program	(1)	0	0.00%			3.33		
Plan to enroll in the near future	(2)	0	0.00%					
Plan to enroll in the next five years	(3)	2	66.67%					
Do not plan to ever enroll in a graduate program	(4)	1	33.33%					
Plan to pursue a military career	(5)	0	0.00%					
				0	25	50	75	100
Response Rate	Mean	STD						
3/9 (33.33%)	3.33	0.58						

5 - Employment Status:								
Response Option	Weight	Frequency	Percent	Percent Responses		Means		
Full-Time in a related field	(1)	0	0.00%			3.50		
Full-time in unrelated field	(2)	0	0.00%					
Part-time in a related field	(3)	1	50.00%					
Part-time in unrelated field	(4)	1	50.00%					
				0	25	50	75	100
Response Rate	Mean	STD						
2/9 (22.22%)	3.50	0.71						

William Carey University
Graduate Follow-Up Survey 2018-History

6 - Unemployed Status:						
Response Option	Weight	Frequency	Percent	Percent Responses	Means	
Unemployed and not seeking employment	(1)	0	0.00%		2.00	
Unemployed and seeking employment	(2)	1	50.00%			
Retired	(3)	0	0.00%			
Not Applicable	(0)	1	50.00%			
				0 25 50 75 100	Course	
Response Rate	Mean	STD				
2/9 (22.22%)	2.00	0.00				



7 - Do you recommend William Carey University to individuals seeking programs similar to the one you completed?						
Response Option	Weight	Frequency	Percent	Percent Responses	Means	
Yes	(1)	3	100.00%		1.00	
No	(2)	0	0.00%			
				0 25 50 75 100	Course	
Response Rate	Mean	STD				
3/9 (33.33%)	1.00	0.00				


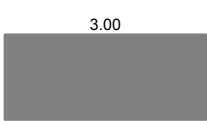


8 - Approximate GPA?						
Response Option	Weight	Frequency	Percent	Percent Responses	Means	
3.5-4.0	(4)	1	33.33%		3.00	
3.0-3.5	(3)	1	33.33%			
2.5-3.0	(2)	1	33.33%			
2.0-2.5	(1)	0	0.00%			
				0 25 50 75 100	Course	
Response Rate	Mean	STD				
3/9 (33.33%)	3.00	1.00				




9 - Were you a Community or Junior college transfer?						
Response Option	Weight	Frequency	Percent	Percent Responses	Means	
Yes	(1)	1	33.33%			
No	(2)	2	66.67%			
				0 25 50 75 100		
Response Rate	Mean	STD				
3/9 (33.33%)						

10 - Instruction in courses -						
Response Option	Weight	Frequency	Percent	Percent Responses	Means	
Excellent	(4)	3	100.00%		4.00	
Good	(3)	0	0.00%			
Fair	(2)	0	0.00%			
Poor	(1)	0	0.00%			
				0 25 50 75 100	Course	
Response Rate	Mean	STD				
3/9 (33.33%)	4.00	0.00				

William Carey University
Graduate Follow-Up Survey 2018-History

11 - Accessibility of instructors-						
Response Option	Weight	Frequency	Percent	Percent Responses	Means	
Excellent	(4)	3	100.00%			
Good	(3)	0	0.00%			
Fair	(2)	0	0.00%			
Poor	(1)	0	0.00%			
				0 25 50 75 100	Course	
Response Rate	Mean	STD				
3/9 (33.33%)	4.00	0.00				

12 - Quality of career counseling-						
Response Option	Weight	Frequency	Percent	Percent Responses	Means	
Excellent	(4)	1	33.33%			
Good	(3)	1	33.33%			
Fair	(2)	1	33.33%			
Poor	(1)	0	0.00%			
				0 25 50 75 100	Course	
Response Rate	Mean	STD				
3/9 (33.33%)	3.00	1.00				

13 - Overall academic degree program -						
Response Option	Weight	Frequency	Percent	Percent Responses	Means	
Excellent	(4)	2	66.67%			
Good	(3)	1	33.33%			
Fair	(2)	0	0.00%			
Poor	(1)	0	0.00%			
				0 25 50 75 100	Course	
Response Rate	Mean	STD				
3/9 (33.33%)	3.67	0.58				

William Carey University
Graduate Follow-Up Survey 2018-Intercultural Studies

1 - I am presently an active member of a church								
Response Option	Weight	Frequency	Percent	Percent Responses		Means		
Yes	(1)	1	100.00%					
No	(2)	0	0.00%					
				0	25	50	75	100
Response Rate								
1/4 (25%)								

2 - Type of Employer:								
Response Option	Weight	Frequency	Percent	Percent Responses		Means		
Private	(5)	0	0.00%					
Military	(4)	0	0.00%					
Educational	(3)	0	0.00%					
Federal/State	(2)	0	0.00%					
Church	(1)	1	100.00%					
				0	25	50	75	100
Response Rate								
1/4 (25%)								

3 - Job preparation received at William Carey University:								
Response Option	Weight	Frequency	Percent	Percent Responses		Means		
Excellent	(4)	0	0.00%			3.00		
Good	(3)	1	100.00%					
Fair	(2)	0	0.00%					
Inadequate	(1)	0	0.00%					
				0	25	50	75	100
Response Rate	Mean	STD						
1/4 (25%)	3.00	0.00						

4 - Are you:								
Response Option	Weight	Frequency	Percent	Percent Responses		Means		
Presently enrolled in a graduate program	(1)	0	0.00%			3.00		
Plan to enroll in the near future	(2)	0	0.00%					
Plan to enroll in the next five years	(3)	1	100.00%					
Do not plan to ever enroll in a graduate program	(4)	0	0.00%					
Plan to pursue a military career	(5)	0	0.00%					
				0	25	50	75	100
Response Rate	Mean	STD						
1/4 (25%)	3.00	0.00						

5 - Employment Status:								
Response Option	Weight	Frequency	Percent	Percent Responses		Means		
Full-Time in a related field	(1)	0	0.00%			3.00		
Full-time in unrelated field	(2)	0	0.00%					
Part-time in a related field	(3)	1	100.00%					
Part-time in unrelated field	(4)	0	0.00%					
				0	25	50	75	100
Response Rate	Mean	STD						
1/4 (25%)	3.00	0.00						

William Carey University
Graduate Follow-Up Survey 2018-Intercultural Studies

6 - Unemployed Status:								
Response Option	Weight	Frequency	Percent	Percent Responses		Means		
Unemployed and not seeking employment	(1)	0	0.00%					
Unemployed and seeking employment	(2)	0	0.00%					
Retired	(3)	0	0.00%					
Not Applicable	(0)	1	100.00%					
				0	25	50	75	100
Response Rate	Mean	STD						
1/4 (25%)	0.00	0.00						

7 - Do you recommend William Carey University to individuals seeking programs similar to the one you completed?								
Response Option	Weight	Frequency	Percent	Percent Responses		Means		
Yes	(1)	1	100.00%			1.00		
No	(2)	0	0.00%					
				0	25	50	75	100
Response Rate	Mean	STD						
1/4 (25%)	1.00	0.00						

8 - Approximate GPA?								
Response Option	Weight	Frequency	Percent	Percent Responses		Means		
3.5-4.0	(4)	1	100.00%			4.00		
3.0-3.5	(3)	0	0.00%					
2.5-3.0	(2)	0	0.00%					
2.0-2.5	(1)	0	0.00%					
				0	25	50	75	100
Response Rate	Mean	STD						
1/4 (25%)	4.00	0.00						

9 - Were you a Community or Junior college transfer?								
Response Option	Weight	Frequency	Percent	Percent Responses		Means		
Yes	(1)	1	100.00%					
No	(2)	0	0.00%					
				0	25	50	75	100
Response Rate	Mean	STD						
1/4 (25%)								

10 - Instruction in courses -								
Response Option	Weight	Frequency	Percent	Percent Responses		Means		
Excellent	(4)	0	0.00%			3.00		
Good	(3)	1	100.00%					
Fair	(2)	0	0.00%					
Poor	(1)	0	0.00%					
				0	25	50	75	100
Response Rate	Mean	STD						
1/4 (25%)	3.00	0.00						

William Carey University
Graduate Follow-Up Survey 2018-Intercultural Studies

11 - Accessibility of instructors-									
Response Option	Weight	Frequency	Percent	Percent Responses		Means			
Excellent	(4)	1	100.00%			4.00			
Good	(3)	0	0.00%						
Fair	(2)	0	0.00%						
Poor	(1)	0	0.00%						
				0	25	50	75	100	Course
Response Rate	Mean	STD							
1/4 (25%)	4.00	0.00							

12 - Quality of career counseling-									
Response Option	Weight	Frequency	Percent	Percent Responses		Means			
Excellent	(4)	0	0.00%			3.00			
Good	(3)	1	100.00%						
Fair	(2)	0	0.00%						
Poor	(1)	0	0.00%						
				0	25	50	75	100	Course
Response Rate	Mean	STD							
1/4 (25%)	3.00	0.00							

13 - Overall academic degree program -									
Response Option	Weight	Frequency	Percent	Percent Responses		Means			
Excellent	(4)	0	0.00%			2.00			
Good	(3)	0	0.00%						
Fair	(2)	1	100.00%						
Poor	(1)	0	0.00%						
				0	25	50	75	100	Course
Response Rate	Mean	STD							
1/4 (25%)	2.00	0.00							

William Carey University
Graduate Follow-Up Survey 2018-Mathematics

1 - I am presently an active member of a church								
Response Option	Weight	Frequency	Percent	Percent Responses		Means		
Yes	(1)	0	0.00%					
No	(2)	2	100.00%					
				0	25	50	75	100
Response Rate								
2/11 (18.18%)								

2 - Type of Employer:								
Response Option	Weight	Frequency	Percent	Percent Responses		Means		
Private	(5)	2	100.00%					
Military	(4)	0	0.00%					
Educational	(3)	0	0.00%					
Federal/State	(2)	0	0.00%					
Church	(1)	0	0.00%					
				0	25	50	75	100
Response Rate								
2/11 (18.18%)								

3 - Job preparation received at William Carey University:								
Response Option	Weight	Frequency	Percent	Percent Responses		Means		
Excellent	(4)	1	50.00%			3.50		
Good	(3)	1	50.00%					
Fair	(2)	0	0.00%					
Inadequate	(1)	0	0.00%					
				0	25	50	75	100
Response Rate	Mean	STD						
2/11 (18.18%)	3.50	0.71						

4 - Are you:								
Response Option	Weight	Frequency	Percent	Percent Responses		Means		
Presently enrolled in a graduate program	(1)	1	50.00%			1.50		
Plan to enroll in the near future	(2)	1	50.00%					
Plan to enroll in the next five years	(3)	0	0.00%					
Do not plan to ever enroll in a graduate program	(4)	0	0.00%					
Plan to pursue a military career	(5)	0	0.00%					
				0	25	50	75	100
Response Rate	Mean	STD						
2/11 (18.18%)	1.50	0.71						

5 - Employment Status:								
Response Option	Weight	Frequency	Percent	Percent Responses		Means		
Full-Time in a related field	(1)	2	100.00%			1.00		
Full-time in unrelated field	(2)	0	0.00%					
Part-time in a related field	(3)	0	0.00%					
Part-time in unrelated field	(4)	0	0.00%					
				0	25	50	75	100
Response Rate	Mean	STD						
2/11 (18.18%)	1.00	0.00						

William Carey University
Graduate Follow-Up Survey 2018-Mathematics

6 - Unemployed Status:								
Response Option	Weight	Frequency	Percent	Percent Responses		Means		
Unemployed and not seeking employment	(1)	0	0.00%					
Unemployed and seeking employment	(2)	0	0.00%					
Retired	(3)	0	0.00%					
Not Applicable	(0)	1	100.00%					
				0	25	50	75	100
Response Rate	Mean	STD						
1/11 (9.09%)	0.00	0.00						

7 - Do you recommend William Carey University to individuals seeking programs similar to the one you completed?								
Response Option	Weight	Frequency	Percent	Percent Responses		Means		
Yes	(1)	2	100.00%			1.00		
No	(2)	0	0.00%					
				0	25	50	75	100
Response Rate	Mean	STD						
2/11 (18.18%)	1.00	0.00						

8 - Approximate GPA?								
Response Option	Weight	Frequency	Percent	Percent Responses		Means		
3.5-4.0	(4)	1	50.00%			3.50		
3.0-3.5	(3)	1	50.00%					
2.5-3.0	(2)	0	0.00%					
2.0-2.5	(1)	0	0.00%					
				0	25	50	75	100
Response Rate	Mean	STD						
2/11 (18.18%)	3.50	0.71						

9 - Were you a Community or Junior college transfer?								
Response Option	Weight	Frequency	Percent	Percent Responses		Means		
Yes	(1)	0	0.00%					
No	(2)	2	100.00%					
				0	25	50	75	100
Response Rate	Mean	STD						
2/11 (18.18%)								

10 - Instruction in courses -								
Response Option	Weight	Frequency	Percent	Percent Responses		Means		
Excellent	(4)	2	100.00%			4.00		
Good	(3)	0	0.00%					
Fair	(2)	0	0.00%					
Poor	(1)	0	0.00%					
				0	25	50	75	100
Response Rate	Mean	STD						
2/11 (18.18%)	4.00	0.00						

William Carey University
Graduate Follow-Up Survey 2018-Mathematics

11 - Accessibility of instructors-									
Response Option	Weight	Frequency	Percent	Percent Responses		Means			
Excellent	(4)	2	100.00%			4.00			
Good	(3)	0	0.00%						
Fair	(2)	0	0.00%						
Poor	(1)	0	0.00%						
				0	25	50	75	100	Course
Response Rate	Mean	STD							
2/11 (18.18%)	4.00	0.00							

12 - Quality of career counseling-									
Response Option	Weight	Frequency	Percent	Percent Responses		Means			
Excellent	(4)	1	50.00%			3.50			
Good	(3)	1	50.00%						
Fair	(2)	0	0.00%						
Poor	(1)	0	0.00%						
				0	25	50	75	100	Course
Response Rate	Mean	STD							
2/11 (18.18%)	3.50	0.71							

13 - Overall academic degree program -									
Response Option	Weight	Frequency	Percent	Percent Responses		Means			
Excellent	(4)	1	100.00%			4.00			
Good	(3)	0	0.00%						
Fair	(2)	0	0.00%						
Poor	(1)	0	0.00%						
				0	25	50	75	100	Course
Response Rate	Mean	STD							
1/11 (9.09%)	4.00	0.00							

William Carey University
Graduate Follow-Up Survey 2018-Music

1 - I am presently an active member of a church								
Response Option	Weight	Frequency	Percent	Percent Responses		Means		
Yes	(1)	2	100.00%					
No	(2)	0	0.00%					
				0	25	50	75	100
Response Rate								
2/11 (18.18%)								

2 - Type of Employer:								
Response Option	Weight	Frequency	Percent	Percent Responses		Means		
Private	(5)	1	50.00%					
Military	(4)	0	0.00%					
Educational	(3)	0	0.00%					
Federal/State	(2)	1	50.00%					
Church	(1)	0	0.00%					
				0	25	50	75	100
Response Rate								
2/11 (18.18%)								

3 - Job preparation received at William Carey University:								
Response Option	Weight	Frequency	Percent	Percent Responses		Means		
Excellent	(4)	0	0.00%					
Good	(3)	1	50.00%			2.00		
Fair	(2)	0	0.00%					
Inadequate	(1)	1	50.00%					
				0	25	50	75	100
Response Rate	Mean	STD						
2/11 (18.18%)	2.00	1.41						

4 - Are you:								
Response Option	Weight	Frequency	Percent	Percent Responses		Means		
Presently enrolled in a graduate program	(1)	0	0.00%					
Plan to enroll in the near future	(2)	2	100.00%					
Plan to enroll in the next five years	(3)	0	0.00%					
Do not plan to ever enroll in a graduate program	(4)	0	0.00%			2.00		
Plan to pursue a military career	(5)	0	0.00%					
				0	25	50	75	100
Response Rate	Mean	STD						
2/11 (18.18%)	2.00	0.00						

5 - Employment Status:								
Response Option	Weight	Frequency	Percent	Percent Responses		Means		
Full-Time in a related field	(1)	0	0.00%					
Full-time in unrelated field	(2)	2	100.00%			2.00		
Part-time in a related field	(3)	0	0.00%					
Part-time in unrelated field	(4)	0	0.00%					
				0	25	50	75	100
Response Rate	Mean	STD						
2/11 (18.18%)	2.00	0.00						

William Carey University
Graduate Follow-Up Survey 2018-Music

6 - Unemployed Status:						
Response Option	Weight	Frequency	Percent	Percent Responses	Means	
Unemployed and not seeking employment	(1)	0	0.00%			
Unemployed and seeking employment	(2)	0	0.00%			
Retired	(3)	0	0.00%			
Not Applicable	(0)	2	100.00%			
				0 25 50 75 100		
Response Rate	Mean	STD				
2/11 (18.18%)	0.00	0.00				

7 - Do you recommend William Carey University to individuals seeking programs similar to the one you completed?						
Response Option	Weight	Frequency	Percent	Percent Responses	Means	
Yes	(1)	1	50.00%		1.50	
No	(2)	1	50.00%			
				0 25 50 75 100	Course	
Response Rate	Mean	STD				
2/11 (18.18%)	1.50	0.71				

8 - Approximate GPA?						
Response Option	Weight	Frequency	Percent	Percent Responses	Means	
3.5-4.0	(4)	0	0.00%		3.00	
3.0-3.5	(3)	2	100.00%			
2.5-3.0	(2)	0	0.00%			
2.0-2.5	(1)	0	0.00%			
				0 25 50 75 100	Course	
Response Rate	Mean	STD				
2/11 (18.18%)	3.00	0.00				

9 - Were you a Community or Junior college transfer?						
Response Option	Weight	Frequency	Percent	Percent Responses	Means	
Yes	(1)	1	50.00%			
No	(2)	1	50.00%			
				0 25 50 75 100		
Response Rate	Mean	STD				
2/11 (18.18%)						

10 - Instruction in courses -						
Response Option	Weight	Frequency	Percent	Percent Responses	Means	
Excellent	(4)	1	50.00%		3.00	
Good	(3)	0	0.00%			
Fair	(2)	1	50.00%			
Poor	(1)	0	0.00%			
				0 25 50 75 100	Course	
Response Rate	Mean	STD				
2/11 (18.18%)	3.00	1.41				

William Carey University
Graduate Follow-Up Survey 2018-Music

11 - Accessibility of instructors-									
Response Option	Weight	Frequency	Percent	Percent Responses		Means			
Excellent	(4)	1	50.00%			3.00			
Good	(3)	0	0.00%						
Fair	(2)	1	50.00%						
Poor	(1)	0	0.00%						
				0	25	50	75	100	Course
Response Rate	Mean	STD							
2/11 (18.18%)	3.00	1.41							

12 - Quality of career counseling-									
Response Option	Weight	Frequency	Percent	Percent Responses		Means			
Excellent	(4)	0	0.00%			1.50			
Good	(3)	0	0.00%						
Fair	(2)	1	50.00%						
Poor	(1)	1	50.00%						
				0	25	50	75	100	Course
Response Rate	Mean	STD							
2/11 (18.18%)	1.50	0.71							

13 - Overall academic degree program -									
Response Option	Weight	Frequency	Percent	Percent Responses		Means			
Excellent	(4)	0	0.00%			2.50			
Good	(3)	1	50.00%						
Fair	(2)	1	50.00%						
Poor	(1)	0	0.00%						
				0	25	50	75	100	Course
Response Rate	Mean	STD							
2/11 (18.18%)	2.50	0.71							

William Carey University
Graduate Follow-Up Survey 2018- Music Education

1 - I am presently an active member of a church								
Response Option	Weight	Frequency	Percent	Percent Responses		Means		
Yes	(1)	1	100.00%					
No	(2)	0	0.00%					
				0	25	50	75	100
Response Rate								
1/5 (20%)								

2 - Type of Employer:								
Response Option	Weight	Frequency	Percent	Percent Responses		Means		
Private	(5)	0	0.00%					
Military	(4)	0	0.00%					
Educational	(3)	1	100.00%					
Federal/State	(2)	0	0.00%					
Church	(1)	0	0.00%					
				0	25	50	75	100
Response Rate								
1/5 (20%)								

3 - Job preparation received at William Carey University:								
Response Option	Weight	Frequency	Percent	Percent Responses		Means		
Excellent	(4)	1	100.00%			4.00		
Good	(3)	0	0.00%					
Fair	(2)	0	0.00%					
Inadequate	(1)	0	0.00%					
				0	25	50	75	100
Response Rate	Mean	STD						
1/5 (20%)	4.00	0.00		Course				

4 - Are you:								
Response Option	Weight	Frequency	Percent	Percent Responses		Means		
Presently enrolled in a graduate program	(1)	0	0.00%			2.00		
Plan to enroll in the near future	(2)	1	100.00%					
Plan to enroll in the next five years	(3)	0	0.00%					
Do not plan to ever enroll in a graduate program	(4)	0	0.00%					
Plan to pursue a military career	(5)	0	0.00%					
				0	25	50	75	100
Response Rate	Mean	STD						
1/5 (20%)	2.00	0.00		Course				

5 - Employment Status:								
Response Option	Weight	Frequency	Percent	Percent Responses		Means		
Full-Time in a related field	(1)	1	100.00%			1.00		
Full-time in unrelated field	(2)	0	0.00%					
Part-time in a related field	(3)	0	0.00%					
Part-time in unrelated field	(4)	0	0.00%					
				0	25	50	75	100
Response Rate	Mean	STD						
1/5 (20%)	1.00	0.00		Course				

William Carey University
Graduate Follow-Up Survey 2018- Music Education

6 - Unemployed Status:								
Response Option	Weight	Frequency	Percent	Percent Responses		Means		
Unemployed and not seeking employment	(1)	0	0.00%					
Unemployed and seeking employment	(2)	0	0.00%					
Retired	(3)	0	0.00%					
Not Applicable	(0)	1	100.00%					
				0	25	50	75	100
Response Rate	Mean	STD						
1/5 (20%)	0.00	0.00						

7 - Do you recommend William Carey University to individuals seeking programs similar to the one you completed?								
Response Option	Weight	Frequency	Percent	Percent Responses		Means		
Yes	(1)	1	100.00%			1.00		
No	(2)	0	0.00%					
				0	25	50	75	100
Response Rate	Mean	STD						
1/5 (20%)	1.00	0.00						

8 - Approximate GPA?								
Response Option	Weight	Frequency	Percent	Percent Responses		Means		
3.5-4.0	(4)	1	100.00%			4.00		
3.0-3.5	(3)	0	0.00%					
2.5-3.0	(2)	0	0.00%					
2.0-2.5	(1)	0	0.00%					
				0	25	50	75	100
Response Rate	Mean	STD						
1/5 (20%)	4.00	0.00						

9 - Were you a Community or Junior college transfer?								
Response Option	Weight	Frequency	Percent	Percent Responses		Means		
Yes	(1)	0	0.00%					
No	(2)	1	100.00%					
				0	25	50	75	100
Response Rate	Mean	STD						
1/5 (20%)								

10 - Instruction in courses -								
Response Option	Weight	Frequency	Percent	Percent Responses		Means		
Excellent	(4)	1	100.00%			4.00		
Good	(3)	0	0.00%					
Fair	(2)	0	0.00%					
Poor	(1)	0	0.00%					
				0	25	50	75	100
Response Rate	Mean	STD						
1/5 (20%)	4.00	0.00						

William Carey University
Graduate Follow-Up Survey 2018- Music Education

11 - Accessibility of instructors-									
Response Option	Weight	Frequency	Percent	Percent Responses		Means			
Excellent	(4)	1	100.00%			4.00			
Good	(3)	0	0.00%						
Fair	(2)	0	0.00%						
Poor	(1)	0	0.00%						
				0	25	50	75	100	Course
Response Rate	Mean	STD							
1/5 (20%)	4.00	0.00							

12 - Quality of career counseling-									
Response Option	Weight	Frequency	Percent	Percent Responses		Means			
Excellent	(4)	1	100.00%			4.00			
Good	(3)	0	0.00%						
Fair	(2)	0	0.00%						
Poor	(1)	0	0.00%						
				0	25	50	75	100	Course
Response Rate	Mean	STD							
1/5 (20%)	4.00	0.00							

13 - Overall academic degree program -									
Response Option	Weight	Frequency	Percent	Percent Responses		Means			
Excellent	(4)	1	100.00%			4.00			
Good	(3)	0	0.00%						
Fair	(2)	0	0.00%						
Poor	(1)	0	0.00%						
				0	25	50	75	100	Course
Response Rate	Mean	STD							
1/5 (20%)	4.00	0.00							

William Carey University
Graduate Follow-Up Survey 2018- Music Therapy

1 - I am presently an active member of a church								
Response Option	Weight	Frequency	Percent	Percent Responses		Means		
Yes	(1)	1	100.00%					
No	(2)	0	0.00%					
				0	25	50	75	100
Response Rate								
1/2 (50%)								

2 - Type of Employer:								
Response Option	Weight	Frequency	Percent	Percent Responses		Means		
Private	(5)	0	0.00%					
Military	(4)	0	0.00%					
Educational	(3)	1	100.00%					
Federal/State	(2)	0	0.00%					
Church	(1)	0	0.00%					
				0	25	50	75	100
Response Rate								
1/2 (50%)								

3 - Job preparation received at William Carey University:								
Response Option	Weight	Frequency	Percent	Percent Responses		Means		
Excellent	(4)	0	0.00%			3.00		
Good	(3)	1	100.00%					
Fair	(2)	0	0.00%					
Inadequate	(1)	0	0.00%					
				0	25	50	75	100
Response Rate	Mean	STD						
1/2 (50%)	3.00	0.00						

4 - Are you:								
Response Option	Weight	Frequency	Percent	Percent Responses		Means		
Presently enrolled in a graduate program	(1)	1	100.00%			1.00		
Plan to enroll in the near future	(2)	0	0.00%					
Plan to enroll in the next five years	(3)	0	0.00%					
Do not plan to ever enroll in a graduate program	(4)	0	0.00%					
Plan to pursue a military career	(5)	0	0.00%					
				0	25	50	75	100
Response Rate	Mean	STD						
1/2 (50%)	1.00	0.00						

5 - Employment Status:								
Response Option	Weight	Frequency	Percent	Percent Responses		Means		
Full-Time in a related field	(1)	1	100.00%			1.00		
Full-time in unrelated field	(2)	0	0.00%					
Part-time in a related field	(3)	0	0.00%					
Part-time in unrelated field	(4)	0	0.00%					
				0	25	50	75	100
Response Rate	Mean	STD						
1/2 (50%)	1.00	0.00						

William Carey University
Graduate Follow-Up Survey 2018- Music Therapy

6 - Unemployed Status:								
Response Option	Weight	Frequency	Percent	Percent Responses		Means		
Unemployed and not seeking employment	(1)	0	0.00%					
Unemployed and seeking employment	(2)	0	0.00%					
Retired	(3)	0	0.00%					
Not Applicable	(0)	1	100.00%					
				0	25	50	75	100
Response Rate	Mean	STD						
1/2 (50%)	0.00	0.00						

7 - Do you recommend William Carey University to individuals seeking programs similar to the one you completed?								
Response Option	Weight	Frequency	Percent	Percent Responses		Means		
Yes	(1)	1	100.00%			1.00		
No	(2)	0	0.00%					
				0	25	50	75	100
Response Rate	Mean	STD						
1/2 (50%)	1.00	0.00						

8 - Approximate GPA?								
Response Option	Weight	Frequency	Percent	Percent Responses		Means		
3.5-4.0	(4)	1	100.00%			4.00		
3.0-3.5	(3)	0	0.00%					
2.5-3.0	(2)	0	0.00%					
2.0-2.5	(1)	0	0.00%					
				0	25	50	75	100
Response Rate	Mean	STD						
1/2 (50%)	4.00	0.00						

9 - Were you a Community or Junior college transfer?								
Response Option	Weight	Frequency	Percent	Percent Responses		Means		
Yes	(1)	0	0.00%					
No	(2)	1	100.00%					
				0	25	50	75	100
Response Rate	Mean	STD						
1/2 (50%)								

10 - Instruction in courses -								
Response Option	Weight	Frequency	Percent	Percent Responses		Means		
Excellent	(4)	1	100.00%			4.00		
Good	(3)	0	0.00%					
Fair	(2)	0	0.00%					
Poor	(1)	0	0.00%					
				0	25	50	75	100
Response Rate	Mean	STD						
1/2 (50%)	4.00	0.00						

William Carey University
Graduate Follow-Up Survey 2018- Music Therapy

11 - Accessibility of instructors-									
Response Option	Weight	Frequency	Percent	Percent Responses		Means			
Excellent	(4)	1	100.00%			4.00			
Good	(3)	0	0.00%						
Fair	(2)	0	0.00%						
Poor	(1)	0	0.00%						
				0	25	50	75	100	Course
Response Rate	Mean	STD							
1/2 (50%)	4.00	0.00							

12 - Quality of career counseling-									
Response Option	Weight	Frequency	Percent	Percent Responses		Means			
Excellent	(4)	0	0.00%			3.00			
Good	(3)	1	100.00%						
Fair	(2)	0	0.00%						
Poor	(1)	0	0.00%						
				0	25	50	75	100	Course
Response Rate	Mean	STD							
1/2 (50%)	3.00	0.00							

13 - Overall academic degree program -									
Response Option	Weight	Frequency	Percent	Percent Responses		Means			
Excellent	(4)	0	0.00%			3.00			
Good	(3)	1	100.00%						
Fair	(2)	0	0.00%						
Poor	(1)	0	0.00%						
				0	25	50	75	100	Course
Response Rate	Mean	STD							
1/2 (50%)	3.00	0.00							

William Carey University
Graduate Follow-Up Survey 2018-Nursing-Hattiesburg

1 - I am presently an active member of a church								
Response Option	Weight	Frequency	Percent	Percent Responses		Means		
Yes	(1)	5	83.33%					
No	(2)	1	16.67%					
				0	25	50	75	100
Response Rate								
6/55 (10.91%)								

2 - Type of Employer:								
Response Option	Weight	Frequency	Percent	Percent Responses		Means		
Private	(5)	5	83.33%					
Military	(4)	0	0.00%					
Educational	(3)	0	0.00%					
Federal/State	(2)	1	16.67%					
Church	(1)	0	0.00%					
				0	25	50	75	100
Response Rate								
6/55 (10.91%)								

3 - Job preparation received at William Carey University:								
Response Option	Weight	Frequency	Percent	Percent Responses		Means		
Excellent	(4)	4	66.67%			3.50		
Good	(3)	1	16.67%					
Fair	(2)	1	16.67%					
Inadequate	(1)	0	0.00%					
				0	25	50	75	100
Response Rate	Mean	STD						
6/55 (10.91%)	3.50	0.84						

4 - Are you:								
Response Option	Weight	Frequency	Percent	Percent Responses		Means		
Presently enrolled in a graduate program	(1)	1	16.67%			2.50		
Plan to enroll in the near future	(2)	2	33.33%					
Plan to enroll in the next five years	(3)	2	33.33%					
Do not plan to ever enroll in a graduate program	(4)	1	16.67%					
Plan to pursue a military career	(5)	0	0.00%					
				0	25	50	75	100
Response Rate	Mean	STD						
6/55 (10.91%)	2.50	1.05						

5 - Employment Status:								
Response Option	Weight	Frequency	Percent	Percent Responses		Means		
Full-Time in a related field	(1)	6	100.00%			1.00		
Full-time in unrelated field	(2)	0	0.00%					
Part-time in a related field	(3)	0	0.00%					
Part-time in unrelated field	(4)	0	0.00%					
				0	25	50	75	100
Response Rate	Mean	STD						
6/55 (10.91%)	1.00	0.00						

William Carey University
Graduate Follow-Up Survey 2018-Nursing-Hattiesburg

6 - Unemployed Status:						
Response Option	Weight	Frequency	Percent	Percent Responses	Means	
Unemployed and not seeking employment	(1)	0	0.00%			
Unemployed and seeking employment	(2)	0	0.00%			
Retired	(3)	0	0.00%			
Not Applicable	(0)	4	100.00%			
				0 25 50 75 100		
Response Rate	Mean	STD				
4/55 (7.27%)	0.00	0.00				




7 - Do you recommend William Carey University to individuals seeking programs similar to the one you completed?						
Response Option	Weight	Frequency	Percent	Percent Responses	Means	
Yes	(1)	5	83.33%			
No	(2)	1	16.67%			
				0 25 50 75 100	Course	
Response Rate	Mean	STD				
6/55 (10.91%)	1.17	0.41				





8 - Approximate GPA?						
Response Option	Weight	Frequency	Percent	Percent Responses	Means	
3.5-4.0	(4)	3	50.00%			
3.0-3.5	(3)	3	50.00%			
2.5-3.0	(2)	0	0.00%			
2.0-2.5	(1)	0	0.00%			
				0 25 50 75 100	Course	
Response Rate	Mean	STD				
6/55 (10.91%)	3.50	0.55				




9 - Were you a Community or Junior college transfer?						
Response Option	Weight	Frequency	Percent	Percent Responses	Means	
Yes	(1)	5	83.33%			
No	(2)	1	16.67%			
				0 25 50 75 100		
Response Rate	Mean	STD				
6/55 (10.91%)						

10 - Instruction in courses -						
Response Option	Weight	Frequency	Percent	Percent Responses	Means	
Excellent	(4)	3	50.00%			
Good	(3)	2	33.33%			
Fair	(2)	1	16.67%			
Poor	(1)	0	0.00%			
				0 25 50 75 100	Course	
Response Rate	Mean	STD				
6/55 (10.91%)	3.33	0.82				

William Carey University
Graduate Follow-Up Survey 2018-Nursing-Hattiesburg

11 - Accessibility of instructors-						
Response Option	Weight	Frequency	Percent	Percent Responses	Means	
Excellent	(4)	4	66.67%			
Good	(3)	2	33.33%			
Fair	(2)	0	0.00%			
Poor	(1)	0	0.00%			
				0 25 50 75 100	Course	
Response Rate	Mean	STD				
6/55 (10.91%)	3.67	0.52				

12 - Quality of career counseling-						
Response Option	Weight	Frequency	Percent	Percent Responses	Means	
Excellent	(4)	3	50.00%			
Good	(3)	2	33.33%			
Fair	(2)	1	16.67%			
Poor	(1)	0	0.00%			
				0 25 50 75 100	Course	
Response Rate	Mean	STD				
6/55 (10.91%)	3.33	0.82				

13 - Overall academic degree program -						
Response Option	Weight	Frequency	Percent	Percent Responses	Means	
Excellent	(4)	5	83.33%			
Good	(3)	0	0.00%			
Fair	(2)	1	16.67%			
Poor	(1)	0	0.00%			
				0 25 50 75 100	Course	
Response Rate	Mean	STD				
6/55 (10.91%)	3.67	0.82				

William Carey University
Graduate Follow-Up Survey 2018-Nursing-Tradition

1 - I am presently an active member of a church								
Response Option	Weight	Frequency	Percent	Percent Responses		Means		
Yes	(1)	3	50.00%					
No	(2)	3	50.00%					
				0	25	50	75	100
Response Rate								
6/34 (17.65%)								

2 - Type of Employer:								
Response Option	Weight	Frequency	Percent	Percent Responses		Means		
Private	(5)	6	100.00%					
Military	(4)	0	0.00%					
Educational	(3)	0	0.00%					
Federal/State	(2)	0	0.00%					
Church	(1)	0	0.00%					
				0	25	50	75	100
Response Rate								
6/34 (17.65%)								

3 - Job preparation received at William Carey University:								
Response Option	Weight	Frequency	Percent	Percent Responses		Means		
Excellent	(4)	2	33.33%			3.00		
Good	(3)	3	50.00%					
Fair	(2)	0	0.00%					
Inadequate	(1)	1	16.67%					
				0	25	50	75	100
Response Rate	Mean	STD					Course	
6/34 (17.65%)	3.00	1.10						

4 - Are you:								
Response Option	Weight	Frequency	Percent	Percent Responses		Means		
Presently enrolled in a graduate program	(1)	1	16.67%			2.17		
Plan to enroll in the near future	(2)	4	66.67%					
Plan to enroll in the next five years	(3)	0	0.00%					
Do not plan to ever enroll in a graduate program	(4)	1	16.67%					
Plan to pursue a military career	(5)	0	0.00%					
				0	25	50	75	100
Response Rate	Mean	STD					Course	
6/34 (17.65%)	2.17	0.98						

5 - Employment Status:								
Response Option	Weight	Frequency	Percent	Percent Responses		Means		
Full-Time in a related field	(1)	6	100.00%			1.00		
Full-time in unrelated field	(2)	0	0.00%					
Part-time in a related field	(3)	0	0.00%					
Part-time in unrelated field	(4)	0	0.00%					
				0	25	50	75	100
Response Rate	Mean	STD					Course	
6/34 (17.65%)	1.00	0.00						

William Carey University
Graduate Follow-Up Survey 2018-Nursing-Tradition

6 - Unemployed Status:						
Response Option	Weight	Frequency	Percent	Percent Responses	Means	
Unemployed and not seeking employment	(1)	0	0.00%			
Unemployed and seeking employment	(2)	0	0.00%			
Retired	(3)	0	0.00%			
Not Applicable	(0)	4	100.00%			
				0 25 50 75 100		
Response Rate	Mean	STD				
4/34 (11.76%)	0.00	0.00				






7 - Do you recommend William Carey University to individuals seeking programs similar to the one you completed?						
Response Option	Weight	Frequency	Percent	Percent Responses	Means	
Yes	(1)	5	83.33%			
No	(2)	1	16.67%			
				0 25 50 75 100	Course	
Response Rate	Mean	STD				
6/34 (17.65%)	1.17	0.41				






8 - Approximate GPA?						
Response Option	Weight	Frequency	Percent	Percent Responses	Means	
3.5-4.0	(4)	2	33.33%			
3.0-3.5	(3)	3	50.00%			
2.5-3.0	(2)	1	16.67%			
2.0-2.5	(1)	0	0.00%			
				0 25 50 75 100	Course	
Response Rate	Mean	STD				
6/34 (17.65%)	3.17	0.75				






9 - Were you a Community or Junior college transfer?						
Response Option	Weight	Frequency	Percent	Percent Responses	Means	
Yes	(1)	4	66.67%			
No	(2)	2	33.33%			
				0 25 50 75 100		
Response Rate	Mean	STD				
6/34 (17.65%)						

10 - Instruction in courses -						
Response Option	Weight	Frequency	Percent	Percent Responses	Means	
Excellent	(4)	2	33.33%			
Good	(3)	2	33.33%			
Fair	(2)	1	16.67%			
Poor	(1)	1	16.67%			
				0 25 50 75 100	Course	
Response Rate	Mean	STD				
6/34 (17.65%)	2.83	1.17				

William Carey University
Graduate Follow-Up Survey 2018-Nursing-Tradition

11 - Accessibility of instructors-						
Response Option	Weight	Frequency	Percent	Percent Responses	Means	
Excellent	(4)	2	33.33%		<div style="text-align: center;">2.67</div> 	
Good	(3)	1	16.67%			
Fair	(2)	2	33.33%			
Poor	(1)	1	16.67%			
				0 25 50 75 100	Course	
Response Rate	Mean	STD				
6/34 (17.65%)	2.67	1.21				

12 - Quality of career counseling-						
Response Option	Weight	Frequency	Percent	Percent Responses	Means	
Excellent	(4)	1	20.00%		<div style="text-align: center;">2.40</div> 	
Good	(3)	1	20.00%			
Fair	(2)	2	40.00%			
Poor	(1)	1	20.00%			
				0 25 50 75 100	Course	
Response Rate	Mean	STD				
5/34 (14.71%)	2.40	1.14				

13 - Overall academic degree program -						
Response Option	Weight	Frequency	Percent	Percent Responses	Means	
Excellent	(4)	1	16.67%		<div style="text-align: center;">2.67</div> 	
Good	(3)	3	50.00%			
Fair	(2)	1	16.67%			
Poor	(1)	1	16.67%			
				0 25 50 75 100	Course	
Response Rate	Mean	STD				
6/34 (17.65%)	2.67	1.03				

William Carey University
Graduate Follow-Up Survey 2018-Physical Education

1 - I am presently an active member of a church								
Response Option	Weight	Frequency	Percent	Percent Responses		Means		
Yes	(1)	2	100.00%					
No	(2)	0	0.00%					
				0	25	50	75	100
Response Rate	Mean	STD						
2/11 (18.18%)								

2 - Type of Employer:								
Response Option	Weight	Frequency	Percent	Percent Responses		Means		
Private	(5)	1	50.00%					
Military	(4)	0	0.00%					
Educational	(3)	1	50.00%					
Federal/State	(2)	0	0.00%					
Church	(1)	0	0.00%					
				0	25	50	75	100
Response Rate	Mean	STD						
2/11 (18.18%)								

3 - Job preparation received at William Carey University:								
Response Option	Weight	Frequency	Percent	Percent Responses		Means		
Excellent	(4)	1	50.00%			3.00 		
Good	(3)	0	0.00%					
Fair	(2)	1	50.00%					
Inadequate	(1)	0	0.00%					
				0	25	50	75	100
Response Rate	Mean	STD						
2/11 (18.18%)	3.00	1.41						

4 - Are you:								
Response Option	Weight	Frequency	Percent	Percent Responses		Means		
Presently enrolled in a graduate program	(1)	0	0.00%			2.00 		
Plan to enroll in the near future	(2)	2	100.00%					
Plan to enroll in the next five years	(3)	0	0.00%					
Do not plan to ever enroll in a graduate program	(4)	0	0.00%					
Plan to pursue a military career	(5)	0	0.00%					
				0	25	50	75	100
Response Rate	Mean	STD						
2/11 (18.18%)	2.00	0.00						

5 - Employment Status:								
Response Option	Weight	Frequency	Percent	Percent Responses		Means		
Full-Time in a related field	(1)	1	50.00%			1.50 		
Full-time in unrelated field	(2)	1	50.00%					
Part-time in a related field	(3)	0	0.00%					
Part-time in unrelated field	(4)	0	0.00%					
				0	25	50	75	100
Response Rate	Mean	STD						
2/11 (18.18%)	1.50	0.71						

William Carey University
Graduate Follow-Up Survey 2018-Physical Education

6 - Unemployed Status:									
Response Option	Weight	Frequency	Percent	Percent Responses		Means			
Unemployed and not seeking employment	(1)	0	0.00%			2.00			
Unemployed and seeking employment	(2)	1	50.00%						
Retired	(3)	0	0.00%						
Not Applicable	(0)	1	50.00%						
				0	25	50	75	100	Course
Response Rate	Mean	STD							
2/11 (18.18%)	2.00	0.00							

7 - Do you recommend William Carey University to individuals seeking programs similar to the one you completed?									
Response Option	Weight	Frequency	Percent	Percent Responses		Means			
Yes	(1)	2	100.00%			1.00			
No	(2)	0	0.00%						
				0	25	50	75	100	Course
Response Rate	Mean	STD							
2/11 (18.18%)	1.00	0.00							

8 - Approximate GPA?									
Response Option	Weight	Frequency	Percent	Percent Responses		Means			
3.5-4.0	(4)	0	0.00%			2.50			
3.0-3.5	(3)	1	50.00%						
2.5-3.0	(2)	1	50.00%						
2.0-2.5	(1)	0	0.00%						
				0	25	50	75	100	Course
Response Rate	Mean	STD							
2/11 (18.18%)	2.50	0.71							

9 - Were you a Community or Junior college transfer?									
Response Option	Weight	Frequency	Percent	Percent Responses		Means			
Yes	(1)	1	50.00%						
No	(2)	1	50.00%						
				0	25	50	75	100	Course
Response Rate	Mean	STD							
2/11 (18.18%)									

10 - Instruction in courses -									
Response Option	Weight	Frequency	Percent	Percent Responses		Means			
Excellent	(4)	1	100.00%			4.00			
Good	(3)	0	0.00%						
Fair	(2)	0	0.00%						
Poor	(1)	0	0.00%						
				0	25	50	75	100	Course
Response Rate	Mean	STD							
1/11 (9.09%)	4.00	0.00							

William Carey University
Graduate Follow-Up Survey 2018-Physical Education

11 - Accessibility of instructors-									
Response Option	Weight	Frequency	Percent	Percent Responses		Means			
Excellent	(4)	1	100.00%			4.00			
Good	(3)	0	0.00%						
Fair	(2)	0	0.00%						
Poor	(1)	0	0.00%						
				0	25	50	75	100	Course
Response Rate	Mean	STD							
1/11 (9.09%)	4.00	0.00							

12 - Quality of career counseling-									
Response Option	Weight	Frequency	Percent	Percent Responses		Means			
Excellent	(4)	2	100.00%			4.00			
Good	(3)	0	0.00%						
Fair	(2)	0	0.00%						
Poor	(1)	0	0.00%						
				0	25	50	75	100	Course
Response Rate	Mean	STD							
2/11 (18.18%)	4.00	0.00							

13 - Overall academic degree program -									
Response Option	Weight	Frequency	Percent	Percent Responses		Means			
Excellent	(4)	2	100.00%			4.00			
Good	(3)	0	0.00%						
Fair	(2)	0	0.00%						
Poor	(1)	0	0.00%						
				0	25	50	75	100	Course
Response Rate	Mean	STD							
2/11 (18.18%)	4.00	0.00							

William Carey University
Graduate Follow-Up Survey 2018-Psychology-Hattiesburg

1 - I am presently an active member of a church								
Response Option	Weight	Frequency	Percent	Percent Responses		Means		
Yes	(1)	6	75.00%					
No	(2)	2	25.00%					
				0	25	50	75	100
Response Rate								
8/59 (13.56%)								

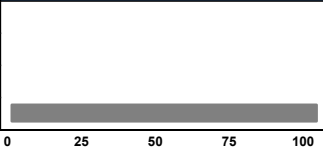
2 - Type of Employer:								
Response Option	Weight	Frequency	Percent	Percent Responses		Means		
Private	(5)	2	25.00%					
Military	(4)	0	0.00%					
Educational	(3)	3	37.50%					
Federal/State	(2)	3	37.50%					
Church	(1)	0	0.00%					
				0	25	50	75	100
Response Rate								
8/59 (13.56%)								


3 - Job preparation received at William Carey University:								
Response Option	Weight	Frequency	Percent	Percent Responses		Means		
Excellent	(4)	6	75.00%			3.50		
Good	(3)	1	12.50%					
Fair	(2)	0	0.00%					
Inadequate	(1)	1	12.50%					
				0	25	50	75	100
Response Rate	Mean	STD						
8/59 (13.56%)	3.50	1.07						

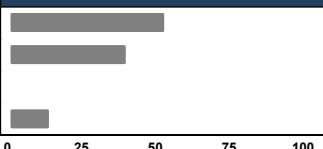
4 - Are you:								
Response Option	Weight	Frequency	Percent	Percent Responses		Means		
Presently enrolled in a graduate program	(1)	2	25.00%			2.13		
Plan to enroll in the near future	(2)	4	50.00%					
Plan to enroll in the next five years	(3)	1	12.50%					
Do not plan to ever enroll in a graduate program	(4)	1	12.50%					
Plan to pursue a military career	(5)	0	0.00%					
				0	25	50	75	100
Response Rate	Mean	STD						
8/59 (13.56%)	2.13	0.99						


5 - Employment Status:								
Response Option	Weight	Frequency	Percent	Percent Responses		Means		
Full-Time in a related field	(1)	3	37.50%			1.63		
Full-time in unrelated field	(2)	5	62.50%					
Part-time in a related field	(3)	0	0.00%					
Part-time in unrelated field	(4)	0	0.00%					
				0	25	50	75	100
Response Rate	Mean	STD						
8/59 (13.56%)	1.63	0.52						

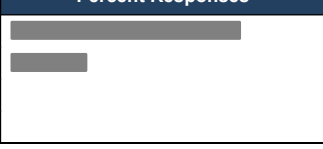
William Carey University
Graduate Follow-Up Survey 2018-Psychology-Hattiesburg

6 - Unemployed Status:						
Response Option	Weight	Frequency	Percent	Percent Responses	Means	
Unemployed and not seeking employment	(1)	0	0.00%			
Unemployed and seeking employment	(2)	0	0.00%			
Retired	(3)	0	0.00%			
Not Applicable	(0)	4	100.00%			
				0 25 50 75 100		
Response Rate	Mean	STD				
4/59 (6.78%)	0.00	0.00				

7 - Do you recommend William Carey University to individuals seeking programs similar to the one you completed?						
Response Option	Weight	Frequency	Percent	Percent Responses	Means	
Yes	(1)	8	100.00%			
No	(2)	0	0.00%			
				0 25 50 75 100	Course	
Response Rate	Mean	STD				
8/59 (13.56%)	1.00	0.00				

8 - Approximate GPA?						
Response Option	Weight	Frequency	Percent	Percent Responses	Means	
3.5-4.0	(4)	4	50.00%			
3.0-3.5	(3)	3	37.50%			
2.5-3.0	(2)	0	0.00%			
2.0-2.5	(1)	1	12.50%			
				0 25 50 75 100	Course	
Response Rate	Mean	STD				
8/59 (13.56%)	3.25	1.04				

9 - Were you a Community or Junior college transfer?						
Response Option	Weight	Frequency	Percent	Percent Responses	Means	
Yes	(1)	4	50.00%			
No	(2)	4	50.00%			
				0 25 50 75 100		
Response Rate	Mean	STD				
8/59 (13.56%)						

10 - Instruction in courses -						
Response Option	Weight	Frequency	Percent	Percent Responses	Means	
Excellent	(4)	6	75.00%			
Good	(3)	2	25.00%			
Fair	(2)	0	0.00%			
Poor	(1)	0	0.00%			
				0 25 50 75 100	Course	
Response Rate	Mean	STD				
8/59 (13.56%)	3.75	0.46				

William Carey University
Graduate Follow-Up Survey 2018-Psychology-Hattiesburg

11 - Accessibility of instructors-						
Response Option	Weight	Frequency	Percent	Percent Responses	Means	
Excellent	(4)	7	87.50%		3.75	
Good	(3)	0	0.00%			
Fair	(2)	1	12.50%			
Poor	(1)	0	0.00%			
				0 25 50 75 100	Course	
Response Rate	Mean	STD				
8/59 (13.56%)	3.75	0.71				

12 - Quality of career counseling-						
Response Option	Weight	Frequency	Percent	Percent Responses	Means	
Excellent	(4)	4	57.14%		3.57	
Good	(3)	3	42.86%			
Fair	(2)	0	0.00%			
Poor	(1)	0	0.00%			
				0 25 50 75 100	Course	
Response Rate	Mean	STD				
7/59 (11.86%)	3.57	0.53				

13 - Overall academic degree program -						
Response Option	Weight	Frequency	Percent	Percent Responses	Means	
Excellent	(4)	7	87.50%		3.88	
Good	(3)	1	12.50%			
Fair	(2)	0	0.00%			
Poor	(1)	0	0.00%			
				0 25 50 75 100	Course	
Response Rate	Mean	STD				
8/59 (13.56%)	3.88	0.35				

William Carey University
Graduate Follow-Up Survey 2018-Psychology-Tradition

1 - I am presently an active member of a church								
Response Option	Weight	Frequency	Percent	Percent Responses		Means		
Yes	(1)	4	80.00%					
No	(2)	1	20.00%					
				0	25	50	75	100
Response Rate								
5/20 (25%)								

2 - Type of Employer:								
Response Option	Weight	Frequency	Percent	Percent Responses		Means		
Private	(5)	3	60.00%					
Military	(4)	1	20.00%					
Educational	(3)	0	0.00%					
Federal/State	(2)	1	20.00%					
Church	(1)	0	0.00%					
				0	25	50	75	100
Response Rate								
5/20 (25%)								

3 - Job preparation received at William Carey University:								
Response Option	Weight	Frequency	Percent	Percent Responses		Means		
Excellent	(4)	3	60.00%			3.20		
Good	(3)	0	0.00%					
Fair	(2)	2	40.00%					
Inadequate	(1)	0	0.00%					
				0	25	50	75	100
Response Rate	Mean	STD					Course	
5/20 (25%)	3.20	1.10						

4 - Are you:								
Response Option	Weight	Frequency	Percent	Percent Responses		Means		
Presently enrolled in a graduate program	(1)	2	40.00%			1.60		
Plan to enroll in the near future	(2)	3	60.00%					
Plan to enroll in the next five years	(3)	0	0.00%					
Do not plan to ever enroll in a graduate program	(4)	0	0.00%					
Plan to pursue a military career	(5)	0	0.00%					
				0	25	50	75	100
Response Rate	Mean	STD					Course	
5/20 (25%)	1.60	0.55						

5 - Employment Status:								
Response Option	Weight	Frequency	Percent	Percent Responses		Means		
Full-Time in a related field	(1)	2	40.00%			2.00		
Full-time in unrelated field	(2)	2	40.00%					
Part-time in a related field	(3)	0	0.00%					
Part-time in unrelated field	(4)	1	20.00%					
				0	25	50	75	100
Response Rate	Mean	STD					Course	
5/20 (25%)	2.00	1.22						

William Carey University
Graduate Follow-Up Survey 2018-Psychology-Tradition

6 - Unemployed Status:						
Response Option	Weight	Frequency	Percent	Percent Responses	Means	
Unemployed and not seeking employment	(1)	0	0.00%			
Unemployed and seeking employment	(2)	0	0.00%			
Retired	(3)	0	0.00%			
Not Applicable	(0)	3	100.00%			
				0 25 50 75 100		
Response Rate	Mean	STD				
3/20 (15%)	0.00	0.00				




7 - Do you recommend William Carey University to individuals seeking programs similar to the one you completed?						
Response Option	Weight	Frequency	Percent	Percent Responses	Means	
Yes	(1)	5	100.00%			
No	(2)	0	0.00%			
				0 25 50 75 100	Course	
Response Rate	Mean	STD				
5/20 (25%)	1.00	0.00				





8 - Approximate GPA?						
Response Option	Weight	Frequency	Percent	Percent Responses	Means	
3.5-4.0	(4)	2	40.00%			
3.0-3.5	(3)	2	40.00%			
2.5-3.0	(2)	1	20.00%			
2.0-2.5	(1)	0	0.00%			
				0 25 50 75 100	Course	
Response Rate	Mean	STD				
5/20 (25%)	3.20	0.84				




9 - Were you a Community or Junior college transfer?						
Response Option	Weight	Frequency	Percent	Percent Responses	Means	
Yes	(1)	5	100.00%			
No	(2)	0	0.00%			
				0 25 50 75 100		
Response Rate	Mean	STD				
5/20 (25%)						

10 - Instruction in courses -						
Response Option	Weight	Frequency	Percent	Percent Responses	Means	
Excellent	(4)	3	60.00%			
Good	(3)	2	40.00%			
Fair	(2)	0	0.00%			
Poor	(1)	0	0.00%			
				0 25 50 75 100	Course	
Response Rate	Mean	STD				
5/20 (25%)	3.60	0.55				

William Carey University
Graduate Follow-Up Survey 2018-Psychology-Tradition

11 - Accessibility of instructors-						
Response Option	Weight	Frequency	Percent	Percent Responses	Means	
Excellent	(4)	4	80.00%			
Good	(3)	1	20.00%			
Fair	(2)	0	0.00%			
Poor	(1)	0	0.00%			
				0 25 50 75 100	Course	
Response Rate	Mean	STD				
5/20 (25%)	3.80	0.45				

12 - Quality of career counseling-						
Response Option	Weight	Frequency	Percent	Percent Responses	Means	
Excellent	(4)	1	20.00%			
Good	(3)	3	60.00%			
Fair	(2)	1	20.00%			
Poor	(1)	0	0.00%			
				0 25 50 75 100	Course	
Response Rate	Mean	STD				
5/20 (25%)	3.00	0.71				

13 - Overall academic degree program -						
Response Option	Weight	Frequency	Percent	Percent Responses	Means	
Excellent	(4)	2	40.00%			
Good	(3)	3	60.00%			
Fair	(2)	0	0.00%			
Poor	(1)	0	0.00%			
				0 25 50 75 100	Course	
Response Rate	Mean	STD				
5/20 (25%)	3.40	0.55				

William Carey University
Graduate Follow-Up Survey 2018-Religion

1 - I am presently an active member of a church								
Response Option	Weight	Frequency	Percent	Percent Responses		Means		
Yes	(1)	1	100.00%					
No	(2)	0	0.00%					
				0	25	50	75	100
Response Rate								
1/14 (7.14%)								

2 - Type of Employer:								
Response Option	Weight	Frequency	Percent	Percent Responses		Means		
Private	(5)	1	100.00%					
Military	(4)	0	0.00%					
Educational	(3)	0	0.00%					
Federal/State	(2)	0	0.00%					
Church	(1)	0	0.00%					
				0	25	50	75	100
Response Rate								
1/14 (7.14%)								

3 - Job preparation received at William Carey University:								
Response Option	Weight	Frequency	Percent	Percent Responses		Means		
Excellent	(4)	0	0.00%			2.00		
Good	(3)	0	0.00%					
Fair	(2)	1	100.00%					
Inadequate	(1)	0	0.00%					
				0	25	50	75	100
Response Rate	Mean	STD						
1/14 (7.14%)	2.00	0.00						

4 - Are you:								
Response Option	Weight	Frequency	Percent	Percent Responses		Means		
Presently enrolled in a graduate program	(1)	0	0.00%			3.00		
Plan to enroll in the near future	(2)	0	0.00%					
Plan to enroll in the next five years	(3)	1	100.00%					
Do not plan to ever enroll in a graduate program	(4)	0	0.00%					
Plan to pursue a military career	(5)	0	0.00%					
				0	25	50	75	100
Response Rate	Mean	STD						
1/14 (7.14%)	3.00	0.00						

5 - Employment Status:								
Response Option	Weight	Frequency	Percent	Percent Responses		Means		
Full-Time in a related field	(1)	0	0.00%			2.00		
Full-time in unrelated field	(2)	1	100.00%					
Part-time in a related field	(3)	0	0.00%					
Part-time in unrelated field	(4)	0	0.00%					
				0	25	50	75	100
Response Rate	Mean	STD						
1/14 (7.14%)	2.00	0.00						

William Carey University
Graduate Follow-Up Survey 2018-Religion

6 - Unemployed Status:								
Response Option	Weight	Frequency	Percent	Percent Responses		Means		
Unemployed and not seeking employment	(1)	0	0.00%					
Unemployed and seeking employment	(2)	0	0.00%					
Retired	(3)	0	0.00%					
Not Applicable	(0)	1	100.00%					
				0	25	50	75	100
Response Rate	Mean	STD						
1/14 (7.14%)	0.00	0.00						

7 - Do you recommend William Carey University to individuals seeking programs similar to the one you completed?								
Response Option	Weight	Frequency	Percent	Percent Responses		Means		
Yes	(1)	0	0.00%			2.00		
No	(2)	1	100.00%					
				0	25	50	75	100
Response Rate	Mean	STD						
1/14 (7.14%)	2.00	0.00						

8 - Approximate GPA?								
Response Option	Weight	Frequency	Percent	Percent Responses		Means		
3.5-4.0	(4)	1	100.00%			4.00		
3.0-3.5	(3)	0	0.00%					
2.5-3.0	(2)	0	0.00%					
2.0-2.5	(1)	0	0.00%					
				0	25	50	75	100
Response Rate	Mean	STD						
1/14 (7.14%)	4.00	0.00						

9 - Were you a Community or Junior college transfer?								
Response Option	Weight	Frequency	Percent	Percent Responses		Means		
Yes	(1)	0	0.00%					
No	(2)	1	100.00%					
				0	25	50	75	100
Response Rate	Mean	STD						
1/14 (7.14%)								

10 - Instruction in courses -								
Response Option	Weight	Frequency	Percent	Percent Responses		Means		
Excellent	(4)	1	100.00%			4.00		
Good	(3)	0	0.00%					
Fair	(2)	0	0.00%					
Poor	(1)	0	0.00%					
				0	25	50	75	100
Response Rate	Mean	STD						
1/14 (7.14%)	4.00	0.00						

William Carey University
Graduate Follow-Up Survey 2018-Religion

11 - Accessibility of instructors-									
Response Option	Weight	Frequency	Percent	Percent Responses		Means			
Excellent	(4)	1	100.00%			4.00			
Good	(3)	0	0.00%						
Fair	(2)	0	0.00%						
Poor	(1)	0	0.00%						
				0	25	50	75	100	Course
Response Rate	Mean	STD							
1/14 (7.14%)	4.00	0.00							

12 - Quality of career counseling-									
Response Option	Weight	Frequency	Percent	Percent Responses		Means			
Excellent	(4)	1	100.00%			4.00			
Good	(3)	0	0.00%						
Fair	(2)	0	0.00%						
Poor	(1)	0	0.00%						
				0	25	50	75	100	Course
Response Rate	Mean	STD							
1/14 (7.14%)	4.00	0.00							

13 - Overall academic degree program -									
Response Option	Weight	Frequency	Percent	Percent Responses		Means			
Excellent	(4)	1	100.00%			4.00			
Good	(3)	0	0.00%						
Fair	(2)	0	0.00%						
Poor	(1)	0	0.00%						
				0	25	50	75	100	Course
Response Rate	Mean	STD							
1/14 (7.14%)	4.00	0.00							

William Carey University
Graduate Follow-Up Survey 2018-Social Science

1 - I am presently an active member of a church								
Response Option	Weight	Frequency	Percent	Percent Responses		Means		
Yes	(1)	1	100.00%					
No	(2)	0	0.00%					
				0	25	50	75	100
Response Rate								
1/7 (14.29%)								

2 - Type of Employer:								
Response Option	Weight	Frequency	Percent	Percent Responses		Means		
Private	(5)	0	0.00%					
Military	(4)	0	0.00%					
Educational	(3)	1	100.00%					
Federal/State	(2)	0	0.00%					
Church	(1)	0	0.00%					
				0	25	50	75	100
Response Rate								
1/7 (14.29%)								

3 - Job preparation received at William Carey University:								
Response Option	Weight	Frequency	Percent	Percent Responses		Means		
Excellent	(4)	0	0.00%			3.00		
Good	(3)	1	100.00%					
Fair	(2)	0	0.00%					
Inadequate	(1)	0	0.00%					
				0	25	50	75	100
Response Rate	Mean	STD						
1/7 (14.29%)	3.00	0.00	Course					

4 - Are you:								
Response Option	Weight	Frequency	Percent	Percent Responses		Means		
Presently enrolled in a graduate program	(1)	0	0.00%			2.00		
Plan to enroll in the near future	(2)	1	100.00%					
Plan to enroll in the next five years	(3)	0	0.00%					
Do not plan to ever enroll in a graduate program	(4)	0	0.00%					
Plan to pursue a military career	(5)	0	0.00%					
				0	25	50	75	100
Response Rate	Mean	STD						
1/7 (14.29%)	2.00	0.00	Course					

5 - Employment Status:								
Response Option	Weight	Frequency	Percent	Percent Responses		Means		
Full-Time in a related field	(1)	1	100.00%			1.00		
Full-time in unrelated field	(2)	0	0.00%					
Part-time in a related field	(3)	0	0.00%					
Part-time in unrelated field	(4)	0	0.00%					
				0	25	50	75	100
Response Rate	Mean	STD						
1/7 (14.29%)	1.00	0.00	Course					

William Carey University
Graduate Follow-Up Survey 2018-Social Science

6 - Unemployed Status:								
Response Option	Weight	Frequency	Percent	Percent Responses		Means		
Unemployed and not seeking employment	(1)	0	0.00%					
Unemployed and seeking employment	(2)	0	0.00%					
Retired	(3)	0	0.00%					
Not Applicable	(0)	1	100.00%					
				0	25	50	75	100
Response Rate	Mean	STD						
1/7 (14.29%)	0.00	0.00						

7 - Do you recommend William Carey University to individuals seeking programs similar to the one you completed?								
Response Option	Weight	Frequency	Percent	Percent Responses		Means		
Yes	(1)	1	100.00%			1.00		
No	(2)	0	0.00%					
				0	25	50	75	100
Response Rate	Mean	STD						
1/7 (14.29%)	1.00	0.00						

8 - Approximate GPA?								
Response Option	Weight	Frequency	Percent	Percent Responses		Means		
3.5-4.0	(4)	1	100.00%			4.00		
3.0-3.5	(3)	0	0.00%					
2.5-3.0	(2)	0	0.00%					
2.0-2.5	(1)	0	0.00%					
				0	25	50	75	100
Response Rate	Mean	STD						
1/7 (14.29%)	4.00	0.00						

9 - Were you a Community or Junior college transfer?								
Response Option	Weight	Frequency	Percent	Percent Responses		Means		
Yes	(1)	1	100.00%					
No	(2)	0	0.00%					
				0	25	50	75	100
Response Rate	Mean	STD						
1/7 (14.29%)								

10 - Instruction in courses -								
Response Option	Weight	Frequency	Percent	Percent Responses		Means		
Excellent	(4)	0	0.00%			3.00		
Good	(3)	1	100.00%					
Fair	(2)	0	0.00%					
Poor	(1)	0	0.00%					
				0	25	50	75	100
Response Rate	Mean	STD						
1/7 (14.29%)	3.00	0.00						

William Carey University
Graduate Follow-Up Survey 2018-Social Science

11 - Accessibility of instructors-									
Response Option	Weight	Frequency	Percent	Percent Responses		Means			
Excellent	(4)	0	0.00%			3.00			
Good	(3)	1	100.00%						
Fair	(2)	0	0.00%						
Poor	(1)	0	0.00%						
				0	25	50	75	100	Course
Response Rate	Mean	STD							
1/7 (14.29%)	3.00	0.00							

12 - Quality of career counseling-									
Response Option	Weight	Frequency	Percent	Percent Responses		Means			
Excellent	(4)	0	0.00%			3.00			
Good	(3)	1	100.00%						
Fair	(2)	0	0.00%						
Poor	(1)	0	0.00%						
				0	25	50	75	100	Course
Response Rate	Mean	STD							
1/7 (14.29%)	3.00	0.00							

13 - Overall academic degree program -									
Response Option	Weight	Frequency	Percent	Percent Responses		Means			
Excellent	(4)	1	100.00%			4.00			
Good	(3)	0	0.00%						
Fair	(2)	0	0.00%						
Poor	(1)	0	0.00%						
				0	25	50	75	100	Course
Response Rate	Mean	STD							
1/7 (14.29%)	4.00	0.00							

William Carey University
Graduate Follow-Up Survey 2018-Speech Communication

1 - I am presently an active member of a church								
Response Option	Weight	Frequency	Percent	Percent Responses		Means		
Yes	(1)	2	100.00%					
No	(2)	0	0.00%					
				0	25	50	75	100
Response Rate								
2/4 (50%)								

2 - Type of Employer:								
Response Option	Weight	Frequency	Percent	Percent Responses		Means		
Private	(5)	0	0.00%					
Military	(4)	0	0.00%					
Educational	(3)	1	50.00%					
Federal/State	(2)	1	50.00%					
Church	(1)	0	0.00%					
				0	25	50	75	100
Response Rate								
2/4 (50%)								

3 - Job preparation received at William Carey University:								
Response Option	Weight	Frequency	Percent	Percent Responses		Means		
Excellent	(4)	1	50.00%			3.50		
Good	(3)	1	50.00%					
Fair	(2)	0	0.00%					
Inadequate	(1)	0	0.00%					
				0	25	50	75	100
Response Rate	Mean	STD						
2/4 (50%)	3.50	0.71						

4 - Are you:								
Response Option	Weight	Frequency	Percent	Percent Responses		Means		
Presently enrolled in a graduate program	(1)	1	50.00%			1.50		
Plan to enroll in the near future	(2)	1	50.00%					
Plan to enroll in the next five years	(3)	0	0.00%					
Do not plan to ever enroll in a graduate program	(4)	0	0.00%					
Plan to pursue a military career	(5)	0	0.00%					
				0	25	50	75	100
Response Rate	Mean	STD						
2/4 (50%)	1.50	0.71						

5 - Employment Status:								
Response Option	Weight	Frequency	Percent	Percent Responses		Means		
Full-Time in a related field	(1)	1	100.00%			1.00		
Full-time in unrelated field	(2)	0	0.00%					
Part-time in a related field	(3)	0	0.00%					
Part-time in unrelated field	(4)	0	0.00%					
				0	25	50	75	100
Response Rate	Mean	STD						
1/4 (25%)	1.00	0.00						

William Carey University
Graduate Follow-Up Survey 2018-Speech Communication

6 - Unemployed Status:						
Response Option	Weight	Frequency	Percent	Percent Responses	Means	
Unemployed and not seeking employment	(1)	0	0.00%			
Unemployed and seeking employment	(2)	0	0.00%			
Retired	(3)	0	0.00%			
Not Applicable	(0)	2	100.00%			
				0 25 50 75 100		
Response Rate	Mean	STD				
2/4 (50%)	0.00	0.00				

7 - Do you recommend William Carey University to individuals seeking programs similar to the one you completed?						
Response Option	Weight	Frequency	Percent	Percent Responses	Means	
Yes	(1)	2	100.00%			
No	(2)	0	0.00%			
				0 25 50 75 100	Course	
Response Rate	Mean	STD				
2/4 (50%)	1.00	0.00				

8 - Approximate GPA?						
Response Option	Weight	Frequency	Percent	Percent Responses	Means	
3.5-4.0	(4)	1	50.00%			
3.0-3.5	(3)	1	50.00%			
2.5-3.0	(2)	0	0.00%			
2.0-2.5	(1)	0	0.00%			
				0 25 50 75 100	Course	
Response Rate	Mean	STD				
2/4 (50%)	3.50	0.71				

9 - Were you a Community or Junior college transfer?						
Response Option	Weight	Frequency	Percent	Percent Responses	Means	
Yes	(1)	0	0.00%			
No	(2)	2	100.00%			
				0 25 50 75 100		
Response Rate	Mean	STD				
2/4 (50%)						

10 - Instruction in courses -						
Response Option	Weight	Frequency	Percent	Percent Responses	Means	
Excellent	(4)	1	50.00%			
Good	(3)	1	50.00%			
Fair	(2)	0	0.00%			
Poor	(1)	0	0.00%			
				0 25 50 75 100	Course	
Response Rate	Mean	STD				
2/4 (50%)	3.50	0.71				

William Carey University
Graduate Follow-Up Survey 2018-Speech Communication

11 - Accessibility of instructors-									
Response Option	Weight	Frequency	Percent	Percent Responses		Means			
Excellent	(4)	2	100.00%			4.00			
Good	(3)	0	0.00%						
Fair	(2)	0	0.00%						
Poor	(1)	0	0.00%						
				0	25	50	75	100	Course
Response Rate	Mean	STD							
2/4 (50%)	4.00	0.00							

12 - Quality of career counseling-									
Response Option	Weight	Frequency	Percent	Percent Responses		Means			
Excellent	(4)	1	50.00%			3.00			
Good	(3)	0	0.00%						
Fair	(2)	1	50.00%						
Poor	(1)	0	0.00%						
				0	25	50	75	100	Course
Response Rate	Mean	STD							
2/4 (50%)	3.00	1.41							

13 - Overall academic degree program -									
Response Option	Weight	Frequency	Percent	Percent Responses		Means			
Excellent	(4)	2	100.00%			4.00			
Good	(3)	0	0.00%						
Fair	(2)	0	0.00%						
Poor	(1)	0	0.00%						
				0	25	50	75	100	Course
Response Rate	Mean	STD							
2/4 (50%)	4.00	0.00							

William Carey University
Graduate Follow-Up Survey 2018-Master of Biomedical Science

1 - I am presently an active member of a church								
Response Option	Weight	Frequency	Percent	Percent Responses		Means		
Yes	(1)	5	100.00%					
No	(2)	0	0.00%					
				0	25	50	75	100
Response Rate								
5/25 (20%)								

2 - Type of Employer:								
Response Option	Weight	Frequency	Percent	Percent Responses		Means		
Private	(5)	0	0.00%					
Military	(4)	0	0.00%					
Educational	(3)	3	60.00%					
Federal/State	(2)	2	40.00%					
Church	(1)	0	0.00%					
				0	25	50	75	100
Response Rate								
5/25 (20%)								

3 - Job preparation received at William Carey University:								
Response Option	Weight	Frequency	Percent	Percent Responses		Means		
Excellent	(4)	0	0.00%			3.00		
Good	(3)	5	100.00%					
Fair	(2)	0	0.00%					
Inadequate	(1)	0	0.00%					
				0	25	50	75	100
Response Rate	Mean	STD						
5/25 (20%)	3.00	0.00	Course					

4 - Are you:								
Response Option	Weight	Frequency	Percent	Percent Responses		Means		
Presently enrolled in a graduate program	(1)	1	20.00%			1.80		
Plan to enroll in the near future	(2)	4	80.00%					
Plan to enroll in the next five years	(3)	0	0.00%					
Do not plan to ever enroll in a graduate program	(4)	0	0.00%					
Plan to pursue a military career	(5)	0	0.00%					
				0	25	50	75	100
Response Rate	Mean	STD						
5/25 (20%)	1.80	0.45	Course					

5 - Employment Status:								
Response Option	Weight	Frequency	Percent	Percent Responses		Means		
Full-Time in a related field	(1)	4	80.00%			1.40		
Full-time in unrelated field	(2)	0	0.00%					
Part-time in a related field	(3)	1	20.00%					
Part-time in unrelated field	(4)	0	0.00%					
				0	25	50	75	100
Response Rate	Mean	STD						
5/25 (20%)	1.40	0.89	Course					

William Carey University
Graduate Follow-Up Survey 2018-Master of Biomedical Science

6 - Unemployed Status:						
Response Option	Weight	Frequency	Percent	Percent Responses	Means	
Unemployed and not seeking employment	(1)	0	0.00%			
Unemployed and seeking employment	(2)	0	0.00%			
Retired	(3)	0	0.00%			
Not Applicable	(0)	4	100.00%			
				0 25 50 75 100		
Response Rate	Mean	STD				
4/25 (16%)	0.00	0.00				




7 - Do you recommend William Carey University to individuals seeking programs similar to the one you completed?						
Response Option	Weight	Frequency	Percent	Percent Responses	Means	
Yes	(1)	4	80.00%		1.20	
No	(2)	1	20.00%			
				0 25 50 75 100	Course	
Response Rate	Mean	STD				
5/25 (20%)	1.20	0.45				






8 - Approximate GPA?						
Response Option	Weight	Frequency	Percent	Percent Responses	Means	
3.5-4.0	(4)	3	60.00%		3.60	
3.0-3.5	(3)	2	40.00%			
2.5-3.0	(2)	0	0.00%			
2.0-2.5	(1)	0	0.00%			
				0 25 50 75 100	Course	
Response Rate	Mean	STD				
5/25 (20%)	3.60	0.55				




9 - Were you a Community or Junior college transfer?						
Response Option	Weight	Frequency	Percent	Percent Responses	Means	
Yes	(1)	1	20.00%			
No	(2)	4	80.00%			
				0 25 50 75 100		
Response Rate	Mean	STD				
5/25 (20%)						

10 - Instruction in courses -						
Response Option	Weight	Frequency	Percent	Percent Responses	Means	
Excellent	(4)	3	60.00%		3.60	
Good	(3)	2	40.00%			
Fair	(2)	0	0.00%			
Poor	(1)	0	0.00%			
				0 25 50 75 100	Course	
Response Rate	Mean	STD				
5/25 (20%)	3.60	0.55				

William Carey University
Graduate Follow-Up Survey 2018-Master of Biomedical Science

11 - Accessibility of instructors-						
Response Option	Weight	Frequency	Percent	Percent Responses	Means	
Excellent	(4)	3	60.00%		 3.60	
Good	(3)	2	40.00%			
Fair	(2)	0	0.00%			
Poor	(1)	0	0.00%			
				0 25 50 75 100	Course	
Response Rate	Mean	STD				
5/25 (20%)	3.60	0.55				

12 - Quality of career counseling-						
Response Option	Weight	Frequency	Percent	Percent Responses	Means	
Excellent	(4)	1	20.00%		 2.60	
Good	(3)	2	40.00%			
Fair	(2)	1	20.00%			
Poor	(1)	1	20.00%			
				0 25 50 75 100	Course	
Response Rate	Mean	STD				
5/25 (20%)	2.60	1.14				

13 - Overall academic degree program -						
Response Option	Weight	Frequency	Percent	Percent Responses	Means	
Excellent	(4)	1	20.00%		 3.20	
Good	(3)	4	80.00%			
Fair	(2)	0	0.00%			
Poor	(1)	0	0.00%			
				0 25 50 75 100	Course	
Response Rate	Mean	STD				
5/25 (20%)	3.20	0.45				

William Carey University
Graduate Follow-Up Survey 2018-Master of Business Administration

1 - I am presently an active member of a church								
Response Option	Weight	Frequency	Percent	Percent Responses		Means		
Yes	(1)	5	62.50%					
No	(2)	3	37.50%					
				0	25	50	75	100
Response Rate								
8/31 (25.81%)								

2 - Type of Employer:								
Response Option	Weight	Frequency	Percent	Percent Responses		Means		
Private	(5)	3	42.86%					
Military	(4)	0	0.00%					
Educational	(3)	1	14.29%					
Federal/State	(2)	3	42.86%					
Church	(1)	0	0.00%					
				0	25	50	75	100
Response Rate								
7/31 (22.58%)								

3 - Job preparation received at William Carey University:								
Response Option	Weight	Frequency	Percent	Percent Responses		Means		
Excellent	(4)	5	62.50%			3.38		
Good	(3)	2	25.00%					
Fair	(2)	0	0.00%					
Inadequate	(1)	1	12.50%					
				0	25	50	75	100
Response Rate	Mean	STD						
8/31 (25.81%)	3.38	1.06						

4 - Are you:								
Response Option	Weight	Frequency	Percent	Percent Responses		Means		
Presently enrolled in a graduate program	(1)	0	0.00%			3.00		
Plan to enroll in the near future	(2)	2	50.00%					
Plan to enroll in the next five years	(3)	0	0.00%					
Do not plan to ever enroll in a graduate program	(4)	2	50.00%					
Plan to pursue a military career	(5)	0	0.00%					
				0	25	50	75	100
Response Rate	Mean	STD						
4/31 (12.9%)	3.00	1.15						

5 - Employment Status:								
Response Option	Weight	Frequency	Percent	Percent Responses		Means		
Full-Time in a related field	(1)	5	71.43%			1.43		
Full-time in unrelated field	(2)	1	14.29%					
Part-time in a related field	(3)	1	14.29%					
Part-time in unrelated field	(4)	0	0.00%					
				0	25	50	75	100
Response Rate	Mean	STD						
7/31 (22.58%)	1.43	0.79						

William Carey University
Graduate Follow-Up Survey 2018-Master of Business Administration

6 - Unemployed Status:						
Response Option	Weight	Frequency	Percent	Percent Responses	Means	
Unemployed and not seeking employment	(1)	0	0.00%			
Unemployed and seeking employment	(2)	1	14.29%			
Retired	(3)	0	0.00%			
Not Applicable	(0)	6	85.71%			
Response Rate	Mean	STD				
7/31 (22.58%)	2.00	0.00				

7 - Do you recommend William Carey University to individuals seeking programs similar to the one you completed?						
Response Option	Weight	Frequency	Percent	Percent Responses	Means	
Yes	(1)	8	100.00%			
No	(2)	0	0.00%			
Response Rate	Mean	STD				
8/31 (25.81%)	1.00	0.00				

8 - Approximate GPA?						
Response Option	Weight	Frequency	Percent	Percent Responses	Means	
3.5-4.0	(4)	5	62.50%			
3.0-3.5	(3)	2	25.00%			
2.5-3.0	(2)	1	12.50%			
2.0-2.5	(1)	0	0.00%			
Response Rate	Mean	STD				
8/31 (25.81%)	3.50	0.76				

9 - Were you a Community or Junior college transfer?						
Response Option	Weight	Frequency	Percent	Percent Responses	Means	
Yes	(1)	6	75.00%			
No	(2)	2	25.00%			
Response Rate	Mean	STD				
8/31 (25.81%)						

10 - Instruction in courses -						
Response Option	Weight	Frequency	Percent	Percent Responses	Means	
Excellent	(4)	4	50.00%			
Good	(3)	4	50.00%			
Fair	(2)	0	0.00%			
Poor	(1)	0	0.00%			
Response Rate	Mean	STD				
8/31 (25.81%)	3.50	0.53				

William Carey University
Graduate Follow-Up Survey 2018-Master of Business Administration

11 - Accessibility of instructors-									
Response Option	Weight	Frequency	Percent	Percent Responses		Means			
Excellent	(4)	5	62.50%			3.50			
Good	(3)	2	25.00%						
Fair	(2)	1	12.50%						
Poor	(1)	0	0.00%						
				0	25	50	75	100	Course
Response Rate	Mean	STD							
8/31 (25.81%)	3.50	0.76							

12 - Quality of career counseling-									
Response Option	Weight	Frequency	Percent	Percent Responses		Means			
Excellent	(4)	5	62.50%			3.38			
Good	(3)	1	12.50%						
Fair	(2)	2	25.00%						
Poor	(1)	0	0.00%						
				0	25	50	75	100	Course
Response Rate	Mean	STD							
8/31 (25.81%)	3.38	0.92							

13 - Overall academic degree program -									
Response Option	Weight	Frequency	Percent	Percent Responses		Means			
Excellent	(4)	5	62.50%			3.50			
Good	(3)	2	25.00%						
Fair	(2)	1	12.50%						
Poor	(1)	0	0.00%						
				0	25	50	75	100	Course
Response Rate	Mean	STD							
8/31 (25.81%)	3.50	0.76							

William Carey University
Graduate Follow-Up Survey 2018 MED - Hattiesburg

1 - I am presently an active member of a church								
Response Option	Weight	Frequency	Percent	Percent Responses		Means		
Yes	(1)	38	86.36%					
No	(2)	6	13.64%					
				0	25	50	75	100
Response Rate								
44/184 (23.91%)								

2 - Type of Employer:								
Response Option	Weight	Frequency	Percent	Percent Responses		Means		
Private	(5)	3	6.82%					
Military	(4)	0	0.00%					
Educational	(3)	31	70.45%					
Federal/State	(2)	9	20.45%					
Church	(1)	1	2.27%					
				0	25	50	75	100
Response Rate								
44/184 (23.91%)								

3 - Job preparation received at William Carey University:								
Response Option	Weight	Frequency	Percent	Percent Responses		Means		
Excellent	(4)	31	68.89%			3.64		
Good	(3)	12	26.67%					
Fair	(2)	2	4.44%					
Inadequate	(1)	0	0.00%					
				0	25	50	75	100
Response Rate	Mean	STD						
45/184 (24.46%)	3.64	0.57						

4 - Are you:								
Response Option	Weight	Frequency	Percent	Percent Responses		Means		
Presently enrolled in a graduate program	(1)	9	29.03%			2.58		
Plan to enroll in the near future	(2)	6	19.35%					
Plan to enroll in the next five years	(3)	5	16.13%					
Do not plan to ever enroll in a graduate program	(4)	11	35.48%					
Plan to pursue a military career	(5)	0	0.00%					
				0	25	50	75	100
Response Rate	Mean	STD						
31/184 (16.85%)	2.58	1.26						

5 - Employment Status:								
Response Option	Weight	Frequency	Percent	Percent Responses		Means		
Full-Time in a related field	(1)	43	97.73%			1.02		
Full-time in unrelated field	(2)	1	2.27%					
Part-time in a related field	(3)	0	0.00%					
Part-time in unrelated field	(4)	0	0.00%					
				0	25	50	75	100
Response Rate	Mean	STD						
44/184 (23.91%)	1.02	0.15						

William Carey University
Graduate Follow-Up Survey 2018 MED - Hattiesburg

6 - Unemployed Status:						
Response Option	Weight	Frequency	Percent	Percent Responses	Means	
Unemployed and not seeking employment	(1)	0	0.00%			
Unemployed and seeking employment	(2)	0	0.00%			
Retired	(3)	0	0.00%			
Not Applicable	(0)	36	100.00%			
Response Rate	Mean	STD				
36/184 (19.57%)	0.00	0.00				





7 - Do you recommend William Carey University to individuals seeking programs similar to the one you completed?						
Response Option	Weight	Frequency	Percent	Percent Responses	Means	
Yes	(1)	43	97.73%		1.02	
No	(2)	1	2.27%			
Response Rate	Mean	STD				
44/184 (23.91%)	1.02	0.15				






8 - Approximate GPA?						
Response Option	Weight	Frequency	Percent	Percent Responses	Means	
3.5-4.0	(4)	40	88.89%		3.89	
3.0-3.5	(3)	5	11.11%			
2.5-3.0	(2)	0	0.00%			
2.0-2.5	(1)	0	0.00%			
Response Rate	Mean	STD				
45/184 (24.46%)	3.89	0.32				





9 - Were you a Community or Junior college transfer?						
Response Option	Weight	Frequency	Percent	Percent Responses	Means	
Yes	(1)	10	22.73%			
No	(2)	34	77.27%			
Response Rate	Mean	STD				
44/184 (23.91%)						

10 - Instruction in courses -						
Response Option	Weight	Frequency	Percent	Percent Responses	Means	
Excellent	(4)	34	75.56%		3.73	
Good	(3)	10	22.22%			
Fair	(2)	1	2.22%			
Poor	(1)	0	0.00%			
Response Rate	Mean	STD				
45/184 (24.46%)	3.73	0.50				

William Carey University
Graduate Follow-Up Survey 2018 MED - Hattiesburg

11 - Accessibility of instructors-						
Response Option	Weight	Frequency	Percent	Percent Responses	Means	
Excellent	(4)	36	83.72%		 3.79	
Good	(3)	5	11.63%			
Fair	(2)	2	4.65%			
Poor	(1)	0	0.00%			
				0 25 50 75 100	Course	
Response Rate	Mean	STD				
43/184 (23.37%)	3.79	0.51				

12 - Quality of career counseling-						
Response Option	Weight	Frequency	Percent	Percent Responses	Means	
Excellent	(4)	25	58.14%		 3.37	
Good	(3)	10	23.26%			
Fair	(2)	7	16.28%			
Poor	(1)	1	2.33%			
				0 25 50 75 100	Course	
Response Rate	Mean	STD				
43/184 (23.37%)	3.37	0.85				

13 - Overall academic degree program -						
Response Option	Weight	Frequency	Percent	Percent Responses	Means	
Excellent	(4)	35	77.78%		 3.73	
Good	(3)	8	17.78%			
Fair	(2)	2	4.44%			
Poor	(1)	0	0.00%			
				0 25 50 75 100	Course	
Response Rate	Mean	STD				
45/184 (24.46%)	3.73	0.54				

William Carey University
Graduate Follow-Up Survey 2018 MED - Tradition

1 - I am presently an active member of a church								
Response Option	Weight	Frequency	Percent	Percent Responses		Means		
Yes	(1)	13	72.22%					
No	(2)	5	27.78%					
				0	25	50	75	100
Response Rate								
18/77 (23.38%)								

2 - Type of Employer:								
Response Option	Weight	Frequency	Percent	Percent Responses		Means		
Private	(5)	1	5.88%					
Military	(4)	0	0.00%					
Educational	(3)	13	76.47%					
Federal/State	(2)	3	17.65%					
Church	(1)	0	0.00%					
				0	25	50	75	100
Response Rate								
17/77 (22.08%)								

3 - Job preparation received at William Carey University:								
Response Option	Weight	Frequency	Percent	Percent Responses		Means		
Excellent	(4)	8	47.06%			3.47		
Good	(3)	9	52.94%					
Fair	(2)	0	0.00%					
Inadequate	(1)	0	0.00%					
				0	25	50	75	100
Response Rate	Mean	STD						
17/77 (22.08%)	3.47	0.51						

4 - Are you:								
Response Option	Weight	Frequency	Percent	Percent Responses		Means		
Presently enrolled in a graduate program	(1)	1	8.33%			3.25		
Plan to enroll in the near future	(2)	1	8.33%					
Plan to enroll in the next five years	(3)	4	33.33%					
Do not plan to ever enroll in a graduate program	(4)	6	50.00%					
Plan to pursue a military career	(5)	0	0.00%					
				0	25	50	75	100
Response Rate	Mean	STD						
12/77 (15.58%)	3.25	0.97						

5 - Employment Status:								
Response Option	Weight	Frequency	Percent	Percent Responses		Means		
Full-Time in a related field	(1)	17	94.44%			1.11		
Full-time in unrelated field	(2)	0	0.00%					
Part-time in a related field	(3)	1	5.56%					
Part-time in unrelated field	(4)	0	0.00%					
				0	25	50	75	100
Response Rate	Mean	STD						
18/77 (23.38%)	1.11	0.47						

William Carey University
Graduate Follow-Up Survey 2018 MED - Tradition

6 - Unemployed Status:						
Response Option	Weight	Frequency	Percent	Percent Responses	Means	
Unemployed and not seeking employment	(1)	0	0.00%			
Unemployed and seeking employment	(2)	0	0.00%			
Retired	(3)	0	0.00%			
Not Applicable	(0)	15	100.00%			
				0 25 50 75 100		
Response Rate	Mean	STD				
15/77 (19.48%)	0.00	0.00				




7 - Do you recommend William Carey University to individuals seeking programs similar to the one you completed?						
Response Option	Weight	Frequency	Percent	Percent Responses	Means	
Yes	(1)	16	94.12%		1.06	
No	(2)	1	5.88%			
				0 25 50 75 100	Course	
Response Rate	Mean	STD				
17/77 (22.08%)	1.06	0.24				






8 - Approximate GPA?						
Response Option	Weight	Frequency	Percent	Percent Responses	Means	
3.5-4.0	(4)	17	94.44%		3.94	
3.0-3.5	(3)	1	5.56%			
2.5-3.0	(2)	0	0.00%			
2.0-2.5	(1)	0	0.00%			
				0 25 50 75 100	Course	
Response Rate	Mean	STD				
18/77 (23.38%)	3.94	0.24				




9 - Were you a Community or Junior college transfer?						
Response Option	Weight	Frequency	Percent	Percent Responses	Means	
Yes	(1)	4	22.22%			
No	(2)	14	77.78%			
				0 25 50 75 100		
Response Rate	Mean	STD				
18/77 (23.38%)						

10 - Instruction in courses -						
Response Option	Weight	Frequency	Percent	Percent Responses	Means	
Excellent	(4)	11	61.11%		3.61	
Good	(3)	7	38.89%			
Fair	(2)	0	0.00%			
Poor	(1)	0	0.00%			
				0 25 50 75 100	Course	
Response Rate	Mean	STD				
18/77 (23.38%)	3.61	0.50				

William Carey University
Graduate Follow-Up Survey 2018 MED - Tradition

11 - Accessibility of instructors-						
Response Option	Weight	Frequency	Percent	Percent Responses	Means	
Excellent	(4)	11	61.11%			
Good	(3)	7	38.89%			
Fair	(2)	0	0.00%			
Poor	(1)	0	0.00%			
				0 25 50 75 100	Course	
Response Rate	Mean	STD				
18/77 (23.38%)	3.61	0.50				

12 - Quality of career counseling-						
Response Option	Weight	Frequency	Percent	Percent Responses	Means	
Excellent	(4)	9	50.00%			
Good	(3)	5	27.78%			
Fair	(2)	3	16.67%			
Poor	(1)	1	5.56%			
				0 25 50 75 100	Course	
Response Rate	Mean	STD				
18/77 (23.38%)	3.22	0.94				

13 - Overall academic degree program -						
Response Option	Weight	Frequency	Percent	Percent Responses	Means	
Excellent	(4)	12	66.67%			
Good	(3)	6	33.33%			
Fair	(2)	0	0.00%			
Poor	(1)	0	0.00%			
				0 25 50 75 100	Course	
Response Rate	Mean	STD				
18/77 (23.38%)	3.67	0.49				

William Carey University
Graduate Follow-Up Survey 2018-Master in Music Education

1 - I am presently an active member of a church								
Response Option	Weight	Frequency	Percent	Percent Responses		Means		
Yes	(1)	1	100.00%					
No	(2)	0	0.00%					
				0	25	50	75	100
Response Rate								
1/4 (25%)								

2 - Type of Employer:								
Response Option	Weight	Frequency	Percent	Percent Responses		Means		
Private	(5)	0	0.00%					
Military	(4)	0	0.00%					
Educational	(3)	1	100.00%					
Federal/State	(2)	0	0.00%					
Church	(1)	0	0.00%					
				0	25	50	75	100
Response Rate								
1/4 (25%)								

3 - Job preparation received at William Carey University:								
Response Option	Weight	Frequency	Percent	Percent Responses		Means		
Excellent	(4)	0	0.00%			3.00		
Good	(3)	1	100.00%					
Fair	(2)	0	0.00%					
Inadequate	(1)	0	0.00%					
				0	25	50	75	100
Response Rate	Mean	STD						
1/4 (25%)	3.00	0.00		Course				

4 - Are you:								
Response Option	Weight	Frequency	Percent	Percent Responses		Means		
Presently enrolled in a graduate program	(1)	0	0.00%					
Plan to enroll in the near future	(2)	0	0.00%					
Plan to enroll in the next five years	(3)	0	0.00%					
Do not plan to ever enroll in a graduate program	(4)	0	0.00%					
Plan to pursue a military career	(5)	0	0.00%					
				0	25	50	75	100
Response Rate	Mean	STD						
0/4 (0%)	0.00	0.00						

5 - Employment Status:								
Response Option	Weight	Frequency	Percent	Percent Responses		Means		
Full-Time in a related field	(1)	1	100.00%			1.00		
Full-time in unrelated field	(2)	0	0.00%					
Part-time in a related field	(3)	0	0.00%					
Part-time in unrelated field	(4)	0	0.00%					
				0	25	50	75	100
Response Rate	Mean	STD						
1/4 (25%)	1.00	0.00		Course				

William Carey University
Graduate Follow-Up Survey 2018-Master in Music Education

6 - Unemployed Status:								
Response Option	Weight	Frequency	Percent	Percent Responses		Means		
Unemployed and not seeking employment	(1)	0	0.00%					
Unemployed and seeking employment	(2)	0	0.00%					
Retired	(3)	0	0.00%					
Not Applicable	(0)	0	0.00%					
				0	25	50	75	100
Response Rate	Mean	STD						
0/4 (0%)	0.00	0.00						

7 - Do you recommend William Carey University to individuals seeking programs similar to the one you completed?								
Response Option	Weight	Frequency	Percent	Percent Responses		Means		
Yes	(1)	1	100.00%			1.00		
No	(2)	0	0.00%					
				0	25	50	75	100
Response Rate	Mean	STD						
1/4 (25%)	1.00	0.00						

8 - Approximate GPA?								
Response Option	Weight	Frequency	Percent	Percent Responses		Means		
3.5-4.0	(4)	1	100.00%			4.00		
3.0-3.5	(3)	0	0.00%					
2.5-3.0	(2)	0	0.00%					
2.0-2.5	(1)	0	0.00%					
				0	25	50	75	100
Response Rate	Mean	STD						
1/4 (25%)	4.00	0.00						

9 - Were you a Community or Junior college transfer?								
Response Option	Weight	Frequency	Percent	Percent Responses		Means		
Yes	(1)	1	100.00%					
No	(2)	0	0.00%					
				0	25	50	75	100
Response Rate	Mean	STD						
1/4 (25%)								

10 - Instruction in courses -								
Response Option	Weight	Frequency	Percent	Percent Responses		Means		
Excellent	(4)	1	100.00%			4.00		
Good	(3)	0	0.00%					
Fair	(2)	0	0.00%					
Poor	(1)	0	0.00%					
				0	25	50	75	100
Response Rate	Mean	STD						
1/4 (25%)	4.00	0.00						

William Carey University
Graduate Follow-Up Survey 2018-Master in Music Education

11 - Accessibility of instructors-									
Response Option	Weight	Frequency	Percent	Percent Responses		Means			
Excellent	(4)	1	100.00%			4.00			
Good	(3)	0	0.00%						
Fair	(2)	0	0.00%						
Poor	(1)	0	0.00%						
				0	25	50	75	100	Course
Response Rate	Mean	STD							
1/4 (25%)	4.00	0.00							

12 - Quality of career counseling-									
Response Option	Weight	Frequency	Percent	Percent Responses		Means			
Excellent	(4)	0	0.00%			3.00			
Good	(3)	1	100.00%						
Fair	(2)	0	0.00%						
Poor	(1)	0	0.00%						
				0	25	50	75	100	Course
Response Rate	Mean	STD							
1/4 (25%)	3.00	0.00							

13 - Overall academic degree program -									
Response Option	Weight	Frequency	Percent	Percent Responses		Means			
Excellent	(4)	0	0.00%			3.00			
Good	(3)	1	100.00%						
Fair	(2)	0	0.00%						
Poor	(1)	0	0.00%						
				0	25	50	75	100	Course
Response Rate	Mean	STD							
1/4 (25%)	3.00	0.00							

William Carey University
Graduate Follow-Up Survey 2018-MS-Child/Adolescent Therapy

1 - I am presently an active member of a church								
Response Option	Weight	Frequency	Percent	Percent Responses		Means		
Yes	(1)	3	100.00%					
No	(2)	0	0.00%					
				0	25	50	75	100
Response Rate								
3/10 (30%)								

2 - Type of Employer:								
Response Option	Weight	Frequency	Percent	Percent Responses		Means		
Private	(5)	2	66.67%					
Military	(4)	0	0.00%					
Educational	(3)	0	0.00%					
Federal/State	(2)	1	33.33%					
Church	(1)	0	0.00%					
				0	25	50	75	100
Response Rate								
3/10 (30%)								

3 - Job preparation received at William Carey University:								
Response Option	Weight	Frequency	Percent	Percent Responses		Means		
Excellent	(4)	3	100.00%			4.00		
Good	(3)	0	0.00%					
Fair	(2)	0	0.00%					
Inadequate	(1)	0	0.00%					
				0	25	50	75	100
Response Rate	Mean	STD						
3/10 (30%)	4.00	0.00					Course	

4 - Are you:								
Response Option	Weight	Frequency	Percent	Percent Responses		Means		
Presently enrolled in a graduate program	(1)	1	33.33%			1.67		
Plan to enroll in the near future	(2)	2	66.67%					
Plan to enroll in the next five years	(3)	0	0.00%					
Do not plan to ever enroll in a graduate program	(4)	0	0.00%					
Plan to pursue a military career	(5)	0	0.00%					
				0	25	50	75	100
Response Rate	Mean	STD						
3/10 (30%)	1.67	0.58					Course	

5 - Employment Status:								
Response Option	Weight	Frequency	Percent	Percent Responses		Means		
Full-Time in a related field	(1)	2	66.67%			1.33		
Full-time in unrelated field	(2)	1	33.33%					
Part-time in a related field	(3)	0	0.00%					
Part-time in unrelated field	(4)	0	0.00%					
				0	25	50	75	100
Response Rate	Mean	STD						
3/10 (30%)	1.33	0.58					Course	

William Carey University
Graduate Follow-Up Survey 2018-MS-Child/Adolescent Therapy

6 - Unemployed Status:						
Response Option	Weight	Frequency	Percent	Percent Responses	Means	
Unemployed and not seeking employment	(1)	0	0.00%			
Unemployed and seeking employment	(2)	0	0.00%			
Retired	(3)	0	0.00%			
Not Applicable	(0)	3	100.00%			
				0 25 50 75 100		
Response Rate	Mean	STD				
3/10 (30%)	0.00	0.00				

7 - Do you recommend William Carey University to individuals seeking programs similar to the one you completed?						
Response Option	Weight	Frequency	Percent	Percent Responses	Means	
Yes	(1)	3	100.00%			
No	(2)	0	0.00%			
				0 25 50 75 100	Course	
Response Rate	Mean	STD				
3/10 (30%)	1.00	0.00				

8 - Approximate GPA?						
Response Option	Weight	Frequency	Percent	Percent Responses	Means	
3.5-4.0	(4)	3	100.00%			
3.0-3.5	(3)	0	0.00%			
2.5-3.0	(2)	0	0.00%			
2.0-2.5	(1)	0	0.00%			
				0 25 50 75 100	Course	
Response Rate	Mean	STD				
3/10 (30%)	4.00	0.00				

9 - Were you a Community or Junior college transfer?						
Response Option	Weight	Frequency	Percent	Percent Responses	Means	
Yes	(1)	1	33.33%			
No	(2)	2	66.67%			
				0 25 50 75 100		
Response Rate						
3/10 (30%)						

10 - Instruction in courses -						
Response Option	Weight	Frequency	Percent	Percent Responses	Means	
Excellent	(4)	3	100.00%			
Good	(3)	0	0.00%			
Fair	(2)	0	0.00%			
Poor	(1)	0	0.00%			
				0 25 50 75 100	Course	
Response Rate	Mean	STD				
3/10 (30%)	4.00	0.00				

William Carey University
Graduate Follow-Up Survey 2018-MS-Child/Adolescent Therapy

11 - Accessibility of instructors-									
Response Option	Weight	Frequency	Percent	Percent Responses		Means			
Excellent	(4)	3	100.00%			4.00			
Good	(3)	0	0.00%						
Fair	(2)	0	0.00%						
Poor	(1)	0	0.00%						
				0	25	50	75	100	Course
Response Rate	Mean	STD							
3/10 (30%)	4.00	0.00							

12 - Quality of career counseling-									
Response Option	Weight	Frequency	Percent	Percent Responses		Means			
Excellent	(4)	3	100.00%			4.00			
Good	(3)	0	0.00%						
Fair	(2)	0	0.00%						
Poor	(1)	0	0.00%						
				0	25	50	75	100	Course
Response Rate	Mean	STD							
3/10 (30%)	4.00	0.00							

13 - Overall academic degree program -									
Response Option	Weight	Frequency	Percent	Percent Responses		Means			
Excellent	(4)	3	100.00%			4.00			
Good	(3)	0	0.00%						
Fair	(2)	0	0.00%						
Poor	(1)	0	0.00%						
				0	25	50	75	100	Course
Response Rate	Mean	STD							
3/10 (30%)	4.00	0.00							

William Carey University
Graduate Follow-Up Survey 2018-MS-Christian Counseling

1 - I am presently an active member of a church								
Response Option	Weight	Frequency	Percent	Percent Responses		Means		
Yes	(1)	2	100.00%					
No	(2)	0	0.00%					
				0	25	50	75	100
Response Rate								
2/3 (66.67%)								

2 - Type of Employer:								
Response Option	Weight	Frequency	Percent	Percent Responses		Means		
Private	(5)	1	50.00%					
Military	(4)	0	0.00%					
Educational	(3)	1	50.00%					
Federal/State	(2)	0	0.00%					
Church	(1)	0	0.00%					
				0	25	50	75	100
Response Rate								
2/3 (66.67%)								

3 - Job preparation received at William Carey University:								
Response Option	Weight	Frequency	Percent	Percent Responses		Means		
Excellent	(4)	0	0.00%			3.00		
Good	(3)	2	100.00%					
Fair	(2)	0	0.00%					
Inadequate	(1)	0	0.00%					
				0	25	50	75	100
Response Rate	Mean	STD						
2/3 (66.67%)	3.00	0.00	Course					

4 - Are you:								
Response Option	Weight	Frequency	Percent	Percent Responses		Means		
Presently enrolled in a graduate program	(1)	2	100.00%			1.00		
Plan to enroll in the near future	(2)	0	0.00%					
Plan to enroll in the next five years	(3)	0	0.00%					
Do not plan to ever enroll in a graduate program	(4)	0	0.00%					
Plan to pursue a military career	(5)	0	0.00%					
				0	25	50	75	100
Response Rate	Mean	STD						
2/3 (66.67%)	1.00	0.00	Course					

5 - Employment Status:								
Response Option	Weight	Frequency	Percent	Percent Responses		Means		
Full-Time in a related field	(1)	2	100.00%			1.00		
Full-time in unrelated field	(2)	0	0.00%					
Part-time in a related field	(3)	0	0.00%					
Part-time in unrelated field	(4)	0	0.00%					
				0	25	50	75	100
Response Rate	Mean	STD						
2/3 (66.67%)	1.00	0.00	Course					

William Carey University
Graduate Follow-Up Survey 2018-MS-Christian Counseling

6 - Unemployed Status:								
Response Option	Weight	Frequency	Percent	Percent Responses		Means		
Unemployed and not seeking employment	(1)	0	0.00%					
Unemployed and seeking employment	(2)	0	0.00%					
Retired	(3)	0	0.00%					
Not Applicable	(0)	1	100.00%					
				0	25	50	75	100
Response Rate	Mean	STD						
1/3 (33.33%)	0.00	0.00						

7 - Do you recommend William Carey University to individuals seeking programs similar to the one you completed?								
Response Option	Weight	Frequency	Percent	Percent Responses		Means		
Yes	(1)	2	100.00%			1.00		
No	(2)	0	0.00%					
				0	25	50	75	100
Response Rate	Mean	STD						
2/3 (66.67%)	1.00	0.00						

8 - Approximate GPA?								
Response Option	Weight	Frequency	Percent	Percent Responses		Means		
3.5-4.0	(4)	1	50.00%			3.50		
3.0-3.5	(3)	1	50.00%					
2.5-3.0	(2)	0	0.00%					
2.0-2.5	(1)	0	0.00%					
				0	25	50	75	100
Response Rate	Mean	STD						
2/3 (66.67%)	3.50	0.71						

9 - Were you a Community or Junior college transfer?								
Response Option	Weight	Frequency	Percent	Percent Responses		Means		
Yes	(1)	2	100.00%					
No	(2)	0	0.00%					
				0	25	50	75	100
Response Rate	Mean	STD						
2/3 (66.67%)								

10 - Instruction in courses -								
Response Option	Weight	Frequency	Percent	Percent Responses		Means		
Excellent	(4)	0	0.00%			3.00		
Good	(3)	2	100.00%					
Fair	(2)	0	0.00%					
Poor	(1)	0	0.00%					
				0	25	50	75	100
Response Rate	Mean	STD						
2/3 (66.67%)	3.00	0.00						

William Carey University
Graduate Follow-Up Survey 2018-MS-Christian Counseling

11 - Accessibility of instructors-									
Response Option	Weight	Frequency	Percent	Percent Responses		Means			
Excellent	(4)	1	50.00%			3.50			
Good	(3)	1	50.00%						
Fair	(2)	0	0.00%						
Poor	(1)	0	0.00%						
				0	25	50	75	100	Course
Response Rate	Mean	STD							
2/3 (66.67%)	3.50	0.71							

12 - Quality of career counseling-									
Response Option	Weight	Frequency	Percent	Percent Responses		Means			
Excellent	(4)	0	0.00%			2.50			
Good	(3)	1	50.00%						
Fair	(2)	1	50.00%						
Poor	(1)	0	0.00%						
				0	25	50	75	100	Course
Response Rate	Mean	STD							
2/3 (66.67%)	2.50	0.71							

13 - Overall academic degree program -									
Response Option	Weight	Frequency	Percent	Percent Responses		Means			
Excellent	(4)	0	0.00%			3.00			
Good	(3)	2	100.00%						
Fair	(2)	0	0.00%						
Poor	(1)	0	0.00%						
				0	25	50	75	100	Course
Response Rate	Mean	STD							
2/3 (66.67%)	3.00	0.00							

William Carey University
Graduate Follow-Up Survey 2018-MS-School Counseling

1 - I am presently an active member of a church								
Response Option	Weight	Frequency	Percent	Percent Responses		Means		
Yes	(1)	2	100.00%					
No	(2)	0	0.00%					
				0	25	50	75	100
Response Rate								
2/6 (33.33%)								

2 - Type of Employer:								
Response Option	Weight	Frequency	Percent	Percent Responses		Means		
Private	(5)	0	0.00%					
Military	(4)	0	0.00%					
Educational	(3)	2	100.00%					
Federal/State	(2)	0	0.00%					
Church	(1)	0	0.00%					
				0	25	50	75	100
Response Rate								
2/6 (33.33%)								

3 - Job preparation received at William Carey University:								
Response Option	Weight	Frequency	Percent	Percent Responses		Means		
Excellent	(4)	1	50.00%			3.50		
Good	(3)	1	50.00%					
Fair	(2)	0	0.00%					
Inadequate	(1)	0	0.00%					
				0	25	50	75	100
Response Rate	Mean	STD						
2/6 (33.33%)	3.50	0.71						

4 - Are you:								
Response Option	Weight	Frequency	Percent	Percent Responses		Means		
Presently enrolled in a graduate program	(1)	0	0.00%			3.00		
Plan to enroll in the near future	(2)	0	0.00%					
Plan to enroll in the next five years	(3)	2	100.00%					
Do not plan to ever enroll in a graduate program	(4)	0	0.00%					
Plan to pursue a military career	(5)	0	0.00%					
				0	25	50	75	100
Response Rate	Mean	STD						
2/6 (33.33%)	3.00	0.00						

5 - Employment Status:								
Response Option	Weight	Frequency	Percent	Percent Responses		Means		
Full-Time in a related field	(1)	2	100.00%			1.00		
Full-time in unrelated field	(2)	0	0.00%					
Part-time in a related field	(3)	0	0.00%					
Part-time in unrelated field	(4)	0	0.00%					
				0	25	50	75	100
Response Rate	Mean	STD						
2/6 (33.33%)	1.00	0.00						

William Carey University
Graduate Follow-Up Survey 2018-MS-School Counseling

6 - Unemployed Status:								
Response Option	Weight	Frequency	Percent	Percent Responses		Means		
Unemployed and not seeking employment	(1)	0	0.00%					
Unemployed and seeking employment	(2)	0	0.00%					
Retired	(3)	0	0.00%					
Not Applicable	(0)	1	100.00%					
				0	25	50	75	100
Response Rate	Mean	STD						
1/6 (16.67%)	0.00	0.00						

7 - Do you recommend William Carey University to individuals seeking programs similar to the one you completed?								
Response Option	Weight	Frequency	Percent	Percent Responses		Means		
Yes	(1)	2	100.00%			1.00		
No	(2)	0	0.00%					
				0	25	50	75	100
Response Rate	Mean	STD						
2/6 (33.33%)	1.00	0.00						

8 - Approximate GPA?								
Response Option	Weight	Frequency	Percent	Percent Responses		Means		
3.5-4.0	(4)	2	100.00%			4.00		
3.0-3.5	(3)	0	0.00%					
2.5-3.0	(2)	0	0.00%					
2.0-2.5	(1)	0	0.00%					
				0	25	50	75	100
Response Rate	Mean	STD						
2/6 (33.33%)	4.00	0.00						

9 - Were you a Community or Junior college transfer?								
Response Option	Weight	Frequency	Percent	Percent Responses		Means		
Yes	(1)	0	0.00%					
No	(2)	2	100.00%					
				0	25	50	75	100
Response Rate	Mean	STD						
2/6 (33.33%)								

10 - Instruction in courses -								
Response Option	Weight	Frequency	Percent	Percent Responses		Means		
Excellent	(4)	1	50.00%			3.50		
Good	(3)	1	50.00%					
Fair	(2)	0	0.00%					
Poor	(1)	0	0.00%					
				0	25	50	75	100
Response Rate	Mean	STD						
2/6 (33.33%)	3.50	0.71						

William Carey University
Graduate Follow-Up Survey 2018-MS-School Counseling

11 - Accessibility of instructors-									
Response Option	Weight	Frequency	Percent	Percent Responses		Means			
Excellent	(4)	1	50.00%			3.50			
Good	(3)	1	50.00%						
Fair	(2)	0	0.00%						
Poor	(1)	0	0.00%						
				0	25	50	75	100	Course
Response Rate	Mean	STD							
2/6 (33.33%)	3.50	0.71							

12 - Quality of career counseling-									
Response Option	Weight	Frequency	Percent	Percent Responses		Means			
Excellent	(4)	1	50.00%			3.50			
Good	(3)	1	50.00%						
Fair	(2)	0	0.00%						
Poor	(1)	0	0.00%						
				0	25	50	75	100	Course
Response Rate	Mean	STD							
2/6 (33.33%)	3.50	0.71							

13 - Overall academic degree program -									
Response Option	Weight	Frequency	Percent	Percent Responses		Means			
Excellent	(4)	1	50.00%			3.50			
Good	(3)	1	50.00%						
Fair	(2)	0	0.00%						
Poor	(1)	0	0.00%						
				0	25	50	75	100	Course
Response Rate	Mean	STD							
2/6 (33.33%)	3.50	0.71							

William Carey University
Graduate Follow-Up Survey 2018-MS-School Psychometry

1 - I am presently an active member of a church								
Response Option	Weight	Frequency	Percent	Percent Responses		Means		
Yes	(1)	1	100.00%					
No	(2)	0	0.00%					
				0	25	50	75	100
Response Rate								
1/4 (25%)								

2 - Type of Employer:								
Response Option	Weight	Frequency	Percent	Percent Responses		Means		
Private	(5)	0	0.00%					
Military	(4)	0	0.00%					
Educational	(3)	1	100.00%					
Federal/State	(2)	0	0.00%					
Church	(1)	0	0.00%					
				0	25	50	75	100
Response Rate								
1/4 (25%)								

3 - Job preparation received at William Carey University:								
Response Option	Weight	Frequency	Percent	Percent Responses		Means		
Excellent	(4)	0	0.00%			3.00		
Good	(3)	1	100.00%					
Fair	(2)	0	0.00%					
Inadequate	(1)	0	0.00%					
				0	25	50	75	100
Response Rate	Mean	STD						
1/4 (25%)	3.00	0.00	Course					

4 - Are you:								
Response Option	Weight	Frequency	Percent	Percent Responses		Means		
Presently enrolled in a graduate program	(1)	0	0.00%			2.00		
Plan to enroll in the near future	(2)	1	100.00%					
Plan to enroll in the next five years	(3)	0	0.00%					
Do not plan to ever enroll in a graduate program	(4)	0	0.00%					
Plan to pursue a military career	(5)	0	0.00%					
				0	25	50	75	100
Response Rate	Mean	STD						
1/4 (25%)	2.00	0.00	Course					

5 - Employment Status:								
Response Option	Weight	Frequency	Percent	Percent Responses		Means		
Full-Time in a related field	(1)	1	100.00%			1.00		
Full-time in unrelated field	(2)	0	0.00%					
Part-time in a related field	(3)	0	0.00%					
Part-time in unrelated field	(4)	0	0.00%					
				0	25	50	75	100
Response Rate	Mean	STD						
1/4 (25%)	1.00	0.00	Course					

William Carey University
Graduate Follow-Up Survey 2018-MS-School Psychometry

6 - Unemployed Status:								
Response Option	Weight	Frequency	Percent	Percent Responses		Means		
Unemployed and not seeking employment	(1)	0	0.00%					
Unemployed and seeking employment	(2)	0	0.00%					
Retired	(3)	0	0.00%					
Not Applicable	(0)	0	0.00%					
				0	25	50	75	100
Response Rate	Mean	STD						
0/4 (0%)	0.00	0.00						

7 - Do you recommend William Carey University to individuals seeking programs similar to the one you completed?								
Response Option	Weight	Frequency	Percent	Percent Responses		Means		
Yes	(1)	1	100.00%			1.00		
No	(2)	0	0.00%					
				0	25	50	75	100
Response Rate	Mean	STD						
1/4 (25%)	1.00	0.00						

8 - Approximate GPA?								
Response Option	Weight	Frequency	Percent	Percent Responses		Means		
3.5-4.0	(4)	1	100.00%			4.00		
3.0-3.5	(3)	0	0.00%					
2.5-3.0	(2)	0	0.00%					
2.0-2.5	(1)	0	0.00%					
				0	25	50	75	100
Response Rate	Mean	STD						
1/4 (25%)	4.00	0.00						

9 - Were you a Community or Junior college transfer?								
Response Option	Weight	Frequency	Percent	Percent Responses		Means		
Yes	(1)	1	100.00%					
No	(2)	0	0.00%					
				0	25	50	75	100
Response Rate	Mean	STD						
1/4 (25%)								

10 - Instruction in courses -								
Response Option	Weight	Frequency	Percent	Percent Responses		Means		
Excellent	(4)	0	0.00%			3.00		
Good	(3)	1	100.00%					
Fair	(2)	0	0.00%					
Poor	(1)	0	0.00%					
				0	25	50	75	100
Response Rate	Mean	STD						
1/4 (25%)	3.00	0.00						

William Carey University
Graduate Follow-Up Survey 2018-MS-School Psychometry

11 - Accessibility of instructors-									
Response Option	Weight	Frequency	Percent	Percent Responses		Means			
Excellent	(4)	0	0.00%			3.00			
Good	(3)	1	100.00%						
Fair	(2)	0	0.00%						
Poor	(1)	0	0.00%						
				0	25	50	75	100	Course
Response Rate	Mean	STD							
1/4 (25%)	3.00	0.00							

12 - Quality of career counseling-									
Response Option	Weight	Frequency	Percent	Percent Responses		Means			
Excellent	(4)	0	0.00%			3.00			
Good	(3)	1	100.00%						
Fair	(2)	0	0.00%						
Poor	(1)	0	0.00%						
				0	25	50	75	100	Course
Response Rate	Mean	STD							
1/4 (25%)	3.00	0.00							

13 - Overall academic degree program -									
Response Option	Weight	Frequency	Percent	Percent Responses		Means			
Excellent	(4)	0	0.00%			3.00			
Good	(3)	1	100.00%						
Fair	(2)	0	0.00%						
Poor	(1)	0	0.00%						
				0	25	50	75	100	Course
Response Rate	Mean	STD							
1/4 (25%)	3.00	0.00							

William Carey University

Graduate Follow-Up Survey 2018-MS in Counselor Education-School Counseling

1 - I am presently an active member of a church								
Response Option	Weight	Frequency	Percent	Percent Responses		Means		
Yes	(1)	1	100.00%					
No	(2)	0	0.00%					
				0	25	50	75	100
Response Rate								
1/6 (16.67%)								

2 - Type of Employer:								
Response Option	Weight	Frequency	Percent	Percent Responses		Means		
Private	(5)	0	0.00%					
Military	(4)	0	0.00%					
Educational	(3)	1	100.00%					
Federal/State	(2)	0	0.00%					
Church	(1)	0	0.00%					
				0	25	50	75	100
Response Rate								
1/6 (16.67%)								

3 - Job preparation received at William Carey University:								
Response Option	Weight	Frequency	Percent	Percent Responses		Means		
Excellent	(4)	0	0.00%			3.00		
Good	(3)	1	100.00%					
Fair	(2)	0	0.00%					
Inadequate	(1)	0	0.00%					
				0	25	50	75	100
Response Rate	Mean	STD						
1/6 (16.67%)	3.00	0.00	Course					

4 - Are you:								
Response Option	Weight	Frequency	Percent	Percent Responses		Means		
Presently enrolled in a graduate program	(1)	0	0.00%			3.00		
Plan to enroll in the near future	(2)	0	0.00%					
Plan to enroll in the next five years	(3)	1	100.00%					
Do not plan to ever enroll in a graduate program	(4)	0	0.00%					
Plan to pursue a military career	(5)	0	0.00%					
				0	25	50	75	100
Response Rate	Mean	STD						
1/6 (16.67%)	3.00	0.00	Course					

5 - Employment Status:								
Response Option	Weight	Frequency	Percent	Percent Responses		Means		
Full-Time in a related field	(1)	1	100.00%			1.00		
Full-time in unrelated field	(2)	0	0.00%					
Part-time in a related field	(3)	0	0.00%					
Part-time in unrelated field	(4)	0	0.00%					
				0	25	50	75	100
Response Rate	Mean	STD						
1/6 (16.67%)	1.00	0.00	Course					

William Carey University
Graduate Follow-Up Survey 2018-MS in Counselor Education-School Counseling

6 - Unemployed Status:								
Response Option	Weight	Frequency	Percent	Percent Responses		Means		
Unemployed and not seeking employment	(1)	0	0.00%					
Unemployed and seeking employment	(2)	0	0.00%					
Retired	(3)	0	0.00%					
Not Applicable	(0)	0	0.00%					
				0	25	50	75	100
Response Rate	Mean	STD						
0/6 (0%)	0.00	0.00						

7 - Do you recommend William Carey University to individuals seeking programs similar to the one you completed?								
Response Option	Weight	Frequency	Percent	Percent Responses		Means		
Yes	(1)	1	100.00%			1.00		
No	(2)	0	0.00%					
				0	25	50	75	100
Response Rate	Mean	STD						
1/6 (16.67%)	1.00	0.00						

8 - Approximate GPA?								
Response Option	Weight	Frequency	Percent	Percent Responses		Means		
3.5-4.0	(4)	1	100.00%			4.00		
3.0-3.5	(3)	0	0.00%					
2.5-3.0	(2)	0	0.00%					
2.0-2.5	(1)	0	0.00%					
				0	25	50	75	100
Response Rate	Mean	STD						
1/6 (16.67%)	4.00	0.00						

9 - Were you a Community or Junior college transfer?								
Response Option	Weight	Frequency	Percent	Percent Responses		Means		
Yes	(1)	0	0.00%					
No	(2)	1	100.00%					
				0	25	50	75	100
Response Rate	Mean	STD						
1/6 (16.67%)								

10 - Instruction in courses -								
Response Option	Weight	Frequency	Percent	Percent Responses		Means		
Excellent	(4)	0	0.00%			3.00		
Good	(3)	1	100.00%					
Fair	(2)	0	0.00%					
Poor	(1)	0	0.00%					
				0	25	50	75	100
Response Rate	Mean	STD						
1/6 (16.67%)	3.00	0.00						

11 - Accessibility of instructors-									
Response Option	Weight	Frequency	Percent	Percent Responses		Means			
Excellent	(4)	0	0.00%			3.00			
Good	(3)	1	100.00%						
Fair	(2)	0	0.00%						
Poor	(1)	0	0.00%						
				0	25	50	75	100	Course
Response Rate	Mean	STD							
1/6 (16.67%)	3.00	0.00							

12 - Quality of career counseling-									
Response Option	Weight	Frequency	Percent	Percent Responses		Means			
Excellent	(4)	0	0.00%			2.00			
Good	(3)	0	0.00%						
Fair	(2)	1	100.00%						
Poor	(1)	0	0.00%						
				0	25	50	75	100	Course
Response Rate	Mean	STD							
1/6 (16.67%)	2.00	0.00							

13 - Overall academic degree program -									
Response Option	Weight	Frequency	Percent	Percent Responses		Means			
Excellent	(4)	0	0.00%			3.00			
Good	(3)	1	100.00%						
Fair	(2)	0	0.00%						
Poor	(1)	0	0.00%						
				0	25	50	75	100	Course
Response Rate	Mean	STD							
1/6 (16.67%)	3.00	0.00							

William Carey University
Graduate Follow-Up Survey 2018-Master of Science in Criminal Justice

1 - I am presently an active member of a church								
Response Option	Weight	Frequency	Percent	Percent Responses		Means		
Yes	(1)	4	100.00%					
No	(2)	0	0.00%					
				0	25	50	75	100
Response Rate								
4/7 (57.14%)								

2 - Type of Employer:								
Response Option	Weight	Frequency	Percent	Percent Responses		Means		
Private	(5)	1	25.00%					
Military	(4)	1	25.00%					
Educational	(3)	0	0.00%					
Federal/State	(2)	2	50.00%					
Church	(1)	0	0.00%					
				0	25	50	75	100
Response Rate								
4/7 (57.14%)								

3 - Job preparation received at William Carey University:									
Response Option	Weight	Frequency	Percent	Percent Responses		Means			
Excellent	(4)	4	100.00%						
Good	(3)	0	0.00%						
Fair	(2)	0	0.00%						
Inadequate	(1)	0	0.00%						
				0	25	50	75	100	Course
Response Rate	Mean	STD							
4/7 (57.14%)	4.00	0.00							

4 - Are you:									
Response Option	Weight	Frequency	Percent	Percent Responses		Means			
Presently enrolled in a graduate program	(1)	0	0.00%						
Plan to enroll in the near future	(2)	0	0.00%						
Plan to enroll in the next five years	(3)	0	0.00%						
Do not plan to ever enroll in a graduate program	(4)	3	100.00%						
Plan to pursue a military career	(5)	0	0.00%						
				0	25	50	75	100	Course
Response Rate	Mean	STD							
3/7 (42.86%)	4.00	0.00							

5 - Employment Status:									
Response Option	Weight	Frequency	Percent	Percent Responses		Means			
Full-Time in a related field	(1)	3	100.00%						
Full-time in unrelated field	(2)	0	0.00%						
Part-time in a related field	(3)	0	0.00%						
Part-time in unrelated field	(4)	0	0.00%						
				0	25	50	75	100	Course
Response Rate	Mean	STD							
3/7 (42.86%)	1.00	0.00							

William Carey University
Graduate Follow-Up Survey 2018-Master of Science in Criminal Justice

6 - Unemployed Status:						
Response Option	Weight	Frequency	Percent	Percent Responses	Means	
Unemployed and not seeking employment	(1)	0	0.00%			
Unemployed and seeking employment	(2)	0	0.00%			
Retired	(3)	1	25.00%			
Not Applicable	(0)	3	75.00%			
				0 25 50 75 100	Course	
Response Rate	Mean	STD				
4/7 (57.14%)	3.00	0.00				

7 - Do you recommend William Carey University to individuals seeking programs similar to the one you completed?						
Response Option	Weight	Frequency	Percent	Percent Responses	Means	
Yes	(1)	4	100.00%			
No	(2)	0	0.00%			
				0 25 50 75 100	Course	
Response Rate	Mean	STD				
4/7 (57.14%)	1.00	0.00				

8 - Approximate GPA?						
Response Option	Weight	Frequency	Percent	Percent Responses	Means	
3.5-4.0	(4)	4	100.00%			
3.0-3.5	(3)	0	0.00%			
2.5-3.0	(2)	0	0.00%			
2.0-2.5	(1)	0	0.00%			
				0 25 50 75 100	Course	
Response Rate	Mean	STD				
4/7 (57.14%)	4.00	0.00				

9 - Were you a Community or Junior college transfer?						
Response Option	Weight	Frequency	Percent	Percent Responses	Means	
Yes	(1)	1	25.00%			
No	(2)	3	75.00%			
				0 25 50 75 100		
Response Rate	Mean	STD				
4/7 (57.14%)						

10 - Instruction in courses -						
Response Option	Weight	Frequency	Percent	Percent Responses	Means	
Excellent	(4)	4	100.00%			
Good	(3)	0	0.00%			
Fair	(2)	0	0.00%			
Poor	(1)	0	0.00%			
				0 25 50 75 100	Course	
Response Rate	Mean	STD				
4/7 (57.14%)	4.00	0.00				

William Carey University
Graduate Follow-Up Survey 2018-Master of Science in Criminal Justice

11 - Accessibility of instructors-									
Response Option	Weight	Frequency	Percent	Percent Responses		Means			
Excellent	(4)	4	100.00%			4.00			
Good	(3)	0	0.00%						
Fair	(2)	0	0.00%						
Poor	(1)	0	0.00%						
				0	25	50	75	100	Course
Response Rate	Mean	STD							
4/7 (57.14%)	4.00	0.00							

12 - Quality of career counseling-									
Response Option	Weight	Frequency	Percent	Percent Responses		Means			
Excellent	(4)	4	100.00%			4.00			
Good	(3)	0	0.00%						
Fair	(2)	0	0.00%						
Poor	(1)	0	0.00%						
				0	25	50	75	100	Course
Response Rate	Mean	STD							
4/7 (57.14%)	4.00	0.00							

13 - Overall academic degree program -									
Response Option	Weight	Frequency	Percent	Percent Responses		Means			
Excellent	(4)	4	100.00%			4.00			
Good	(3)	0	0.00%						
Fair	(2)	0	0.00%						
Poor	(1)	0	0.00%						
				0	25	50	75	100	Course
Response Rate	Mean	STD							
4/7 (57.14%)	4.00	0.00							

William Carey University
Graduate Follow-Up Survey 2018-Master of Science in Nursing-Hattiesburg

1 - I am presently an active member of a church								
Response Option	Weight	Frequency	Percent	Percent Responses		Means		
Yes	(1)	4	100.00%					
No	(2)	0	0.00%					
				0	25	50	75	100
Response Rate								
4/16 (25%)								

2 - Type of Employer:								
Response Option	Weight	Frequency	Percent	Percent Responses		Means		
Private	(5)	2	50.00%					
Military	(4)	0	0.00%					
Educational	(3)	2	50.00%					
Federal/State	(2)	0	0.00%					
Church	(1)	0	0.00%					
				0	25	50	75	100
Response Rate								
4/16 (25%)								

3 - Job preparation received at William Carey University:								
Response Option	Weight	Frequency	Percent	Percent Responses		Means		
Excellent	(4)	2	50.00%			3.50		
Good	(3)	2	50.00%					
Fair	(2)	0	0.00%					
Inadequate	(1)	0	0.00%					
				0	25	50	75	100
Response Rate	Mean	STD					Course	
4/16 (25%)	3.50	0.58						

4 - Are you:								
Response Option	Weight	Frequency	Percent	Percent Responses		Means		
Presently enrolled in a graduate program	(1)	2	66.67%			2.00		
Plan to enroll in the near future	(2)	0	0.00%					
Plan to enroll in the next five years	(3)	0	0.00%					
Do not plan to ever enroll in a graduate program	(4)	1	33.33%					
Plan to pursue a military career	(5)	0	0.00%					
				0	25	50	75	100
Response Rate	Mean	STD					Course	
3/16 (18.75%)	2.00	1.73						

5 - Employment Status:								
Response Option	Weight	Frequency	Percent	Percent Responses		Means		
Full-Time in a related field	(1)	2	66.67%			1.33		
Full-time in unrelated field	(2)	1	33.33%					
Part-time in a related field	(3)	0	0.00%					
Part-time in unrelated field	(4)	0	0.00%					
				0	25	50	75	100
Response Rate	Mean	STD					Course	
3/16 (18.75%)	1.33	0.58						

William Carey University
Graduate Follow-Up Survey 2018-Master of Science in Nursing-Hattiesburg

6 - Unemployed Status:								
Response Option	Weight	Frequency	Percent	Percent Responses		Means		
Unemployed and not seeking employment	(1)	0	0.00%					
Unemployed and seeking employment	(2)	0	0.00%					
Retired	(3)	0	0.00%					
Not Applicable	(0)	4	100.00%					
				0	25	50	75	100
Response Rate	Mean	STD						
4/16 (25%)	0.00	0.00						




7 - Do you recommend William Carey University to individuals seeking programs similar to the one you completed?								
Response Option	Weight	Frequency	Percent	Percent Responses		Means		
Yes	(1)	4	100.00%			1.00		
No	(2)	0	0.00%					
				0	25	50	75	100
Response Rate	Mean	STD						
4/16 (25%)	1.00	0.00						




8 - Approximate GPA?								
Response Option	Weight	Frequency	Percent	Percent Responses		Means		
3.5-4.0	(4)	4	100.00%			4.00		
3.0-3.5	(3)	0	0.00%					
2.5-3.0	(2)	0	0.00%					
2.0-2.5	(1)	0	0.00%					
				0	25	50	75	100
Response Rate	Mean	STD						
4/16 (25%)	4.00	0.00						




9 - Were you a Community or Junior college transfer?								
Response Option	Weight	Frequency	Percent	Percent Responses		Means		
Yes	(1)	0	0.00%					
No	(2)	4	100.00%					
				0	25	50	75	100
Response Rate	Mean	STD						
4/16 (25%)								

10 - Instruction in courses -								
Response Option	Weight	Frequency	Percent	Percent Responses		Means		
Excellent	(4)	1	25.00%			3.25		
Good	(3)	3	75.00%					
Fair	(2)	0	0.00%					
Poor	(1)	0	0.00%					
				0	25	50	75	100
Response Rate	Mean	STD						
4/16 (25%)	3.25	0.50						

William Carey University
Graduate Follow-Up Survey 2018-Master of Science in Nursing-Hattiesburg

11 - Accessibility of instructors-						
Response Option	Weight	Frequency	Percent	Percent Responses	Means	
Excellent	(4)	2	50.00%			
Good	(3)	2	50.00%			
Fair	(2)	0	0.00%			
Poor	(1)	0	0.00%			
				0 25 50 75 100	Course	
Response Rate	Mean	STD				
4/16 (25%)	3.50	0.58				

12 - Quality of career counseling-						
Response Option	Weight	Frequency	Percent	Percent Responses	Means	
Excellent	(4)	1	25.00%			
Good	(3)	3	75.00%			
Fair	(2)	0	0.00%			
Poor	(1)	0	0.00%			
				0 25 50 75 100	Course	
Response Rate	Mean	STD				
4/16 (25%)	3.25	0.50				

13 - Overall academic degree program -						
Response Option	Weight	Frequency	Percent	Percent Responses	Means	
Excellent	(4)	2	50.00%			
Good	(3)	2	50.00%			
Fair	(2)	0	0.00%			
Poor	(1)	0	0.00%			
				0 25 50 75 100	Course	
Response Rate	Mean	STD				
4/16 (25%)	3.50	0.58				

William Carey University
Graduate Follow-Up Survey 2018-Master of Science in Nursing-Tradition

1 - I am presently an active member of a church								
Response Option	Weight	Frequency	Percent	Percent Responses		Means		
Yes	(1)	2	100.00%					
No	(2)	0	0.00%					
				0	25	50	75	100
Response Rate								
2/10 (20%)								

2 - Type of Employer:								
Response Option	Weight	Frequency	Percent	Percent Responses		Means		
Private	(5)	1	50.00%					
Military	(4)	0	0.00%					
Educational	(3)	0	0.00%					
Federal/State	(2)	1	50.00%					
Church	(1)	0	0.00%					
				0	25	50	75	100
Response Rate								
2/10 (20%)								

3 - Job preparation received at William Carey University:								
Response Option	Weight	Frequency	Percent	Percent Responses		Means		
Excellent	(4)	2	100.00%			4.00		
Good	(3)	0	0.00%					
Fair	(2)	0	0.00%					
Inadequate	(1)	0	0.00%					
				0	25	50	75	100
Response Rate	Mean	STD						
2/10 (20%)	4.00	0.00				Course		

4 - Are you:								
Response Option	Weight	Frequency	Percent	Percent Responses		Means		
Presently enrolled in a graduate program	(1)	0	0.00%			3.00		
Plan to enroll in the near future	(2)	1	50.00%					
Plan to enroll in the next five years	(3)	0	0.00%					
Do not plan to ever enroll in a graduate program	(4)	1	50.00%					
Plan to pursue a military career	(5)	0	0.00%					
				0	25	50	75	100
Response Rate	Mean	STD						
2/10 (20%)	3.00	1.41				Course		

5 - Employment Status:								
Response Option	Weight	Frequency	Percent	Percent Responses		Means		
Full-Time in a related field	(1)	1	50.00%			2.00		
Full-time in unrelated field	(2)	0	0.00%					
Part-time in a related field	(3)	1	50.00%					
Part-time in unrelated field	(4)	0	0.00%					
				0	25	50	75	100
Response Rate	Mean	STD						
2/10 (20%)	2.00	1.41				Course		

William Carey University
Graduate Follow-Up Survey 2018-Master of Science in Nursing-Tradition

6 - Unemployed Status:						
Response Option	Weight	Frequency	Percent	Percent Responses	Means	
Unemployed and not seeking employment	(1)	0	0.00%			
Unemployed and seeking employment	(2)	0	0.00%			
Retired	(3)	0	0.00%			
Not Applicable	(0)	1	100.00%			
Response Rate	Mean	STD				
1/10 (10%)	0.00	0.00				

7 - Do you recommend William Carey University to individuals seeking programs similar to the one you completed?						
Response Option	Weight	Frequency	Percent	Percent Responses	Means	
Yes	(1)	2	100.00%			
No	(2)	0	0.00%			
				0 25 50 75 100	Course	
Response Rate	Mean	STD				
2/10 (20%)	1.00	0.00				

8 - Approximate GPA?						
Response Option	Weight	Frequency	Percent	Percent Responses	Means	
3.5-4.0	(4)	2	100.00%			
3.0-3.5	(3)	0	0.00%			
2.5-3.0	(2)	0	0.00%			
2.0-2.5	(1)	0	0.00%			
				0 25 50 75 100	Course	
Response Rate	Mean	STD				
2/10 (20%)	4.00	0.00				

9 - Were you a Community or Junior college transfer?						
Response Option	Weight	Frequency	Percent	Percent Responses	Means	
Yes	(1)	0	0.00%			
No	(2)	2	100.00%			
				0 25 50 75 100		
Response Rate						
2/10 (20%)						

10 - Instruction in courses -						
Response Option	Weight	Frequency	Percent	Percent Responses	Means	
Excellent	(4)	1	50.00%			
Good	(3)	1	50.00%			
Fair	(2)	0	0.00%			
Poor	(1)	0	0.00%			
				0 25 50 75 100	Course	
Response Rate	Mean	STD				
2/10 (20%)	3.50	0.71				

William Carey University
Graduate Follow-Up Survey 2018-Master of Science in Nursing-Tradition

11 - Accessibility of instructors-									
Response Option	Weight	Frequency	Percent	Percent Responses		Means			
Excellent	(4)	1	50.00%			3.50			
Good	(3)	1	50.00%						
Fair	(2)	0	0.00%						
Poor	(1)	0	0.00%						
				0	25	50	75	100	Course
Response Rate	Mean	STD							
2/10 (20%)	3.50	0.71							

12 - Quality of career counseling-									
Response Option	Weight	Frequency	Percent	Percent Responses		Means			
Excellent	(4)	0	0.00%			2.50			
Good	(3)	1	50.00%						
Fair	(2)	1	50.00%						
Poor	(1)	0	0.00%						
				0	25	50	75	100	Course
Response Rate	Mean	STD							
2/10 (20%)	2.50	0.71							

13 - Overall academic degree program -									
Response Option	Weight	Frequency	Percent	Percent Responses		Means			
Excellent	(4)	2	100.00%			4.00			
Good	(3)	0	0.00%						
Fair	(2)	0	0.00%						
Poor	(1)	0	0.00%						
				0	25	50	75	100	Course
Response Rate	Mean	STD							
2/10 (20%)	4.00	0.00							

William Carey University
Graduate Follow-Up Survey 2018 EDS-Educational Leadership-Hattiesburg

1 - I am presently an active member of a church								
Response Option	Weight	Frequency	Percent	Percent Responses		Means		
Yes	(1)	14	93.33%					
No	(2)	1	6.67%					
				0	25	50	75	100
Response Rate								
15/52 (28.85%)								

2 - Type of Employer:								
Response Option	Weight	Frequency	Percent	Percent Responses		Means		
Private	(5)	0	0.00%					
Military	(4)	0	0.00%					
Educational	(3)	13	86.67%					
Federal/State	(2)	2	13.33%					
Church	(1)	0	0.00%					
				0	25	50	75	100
Response Rate								
15/52 (28.85%)								

3 - Job preparation received at William Carey University:								
Response Option	Weight	Frequency	Percent	Percent Responses		Means		
Excellent	(4)	9	69.23%			3.62		
Good	(3)	3	23.08%					
Fair	(2)	1	7.69%					
Inadequate	(1)	0	0.00%					
				0	25	50	75	100
Response Rate	Mean	STD						
13/52 (25%)	3.62	0.65						

4 - Are you:								
Response Option	Weight	Frequency	Percent	Percent Responses		Means		
Presently enrolled in a graduate program	(1)	1	7.69%			3.38		
Plan to enroll in the near future	(2)	0	0.00%					
Plan to enroll in the next five years	(3)	5	38.46%					
Do not plan to ever enroll in a graduate program	(4)	7	53.85%					
Plan to pursue a military career	(5)	0	0.00%					
				0	25	50	75	100
Response Rate	Mean	STD						
13/52 (25%)	3.38	0.87						

5 - Employment Status:								
Response Option	Weight	Frequency	Percent	Percent Responses		Means		
Full-Time in a related field	(1)	13	92.86%			1.07		
Full-time in unrelated field	(2)	1	7.14%					
Part-time in a related field	(3)	0	0.00%					
Part-time in unrelated field	(4)	0	0.00%					
				0	25	50	75	100
Response Rate	Mean	STD						
14/52 (26.92%)	1.07	0.27						

William Carey University
Graduate Follow-Up Survey 2018 EDS-Educational Leadership-Hattiesburg

6 - Unemployed Status:								
Response Option	Weight	Frequency	Percent	Percent Responses		Means		
Unemployed and not seeking employment	(1)	0	0.00%					
Unemployed and seeking employment	(2)	0	0.00%					
Retired	(3)	0	0.00%					
Not Applicable	(0)	10	100.00%					
				0	25	50	75	100
Response Rate	Mean	STD						
10/52 (19.23%)	0.00	0.00						




7 - Do you recommend William Carey University to individuals seeking programs similar to the one you completed?								
Response Option	Weight	Frequency	Percent	Percent Responses		Means		
Yes	(1)	14	100.00%			1.00		
No	(2)	0	0.00%					
				0	25	50	75	100
Response Rate	Mean	STD						
14/52 (26.92%)	1.00	0.00						





8 - Approximate GPA?								
Response Option	Weight	Frequency	Percent	Percent Responses		Means		
3.5-4.0	(4)	14	100.00%			4.00		
3.0-3.5	(3)	0	0.00%					
2.5-3.0	(2)	0	0.00%					
2.0-2.5	(1)	0	0.00%					
				0	25	50	75	100
Response Rate	Mean	STD						
14/52 (26.92%)	4.00	0.00						





9 - Were you a Community or Junior college transfer?								
Response Option	Weight	Frequency	Percent	Percent Responses		Means		
Yes	(1)	2	14.29%					
No	(2)	12	85.71%					
				0	25	50	75	100
Response Rate	Mean	STD						
14/52 (26.92%)								

10 - Instruction in courses -								
Response Option	Weight	Frequency	Percent	Percent Responses		Means		
Excellent	(4)	11	78.57%			3.71		
Good	(3)	2	14.29%					
Fair	(2)	1	7.14%					
Poor	(1)	0	0.00%					
				0	25	50	75	100
Response Rate	Mean	STD						
14/52 (26.92%)	3.71	0.61						

William Carey University
Graduate Follow-Up Survey 2018 EDS-Educational Leadership-Hattiesburg

11 - Accessibility of instructors-						
Response Option	Weight	Frequency	Percent	Percent Responses	Means	
Excellent	(4)	8	61.54%		 3.62	
Good	(3)	5	38.46%			
Fair	(2)	0	0.00%			
Poor	(1)	0	0.00%			
				0 25 50 75 100	Course	
Response Rate	Mean	STD				
13/52 (25%)	3.62	0.51				

12 - Quality of career counseling-						
Response Option	Weight	Frequency	Percent	Percent Responses	Means	
Excellent	(4)	6	46.15%		 3.31	
Good	(3)	6	46.15%			
Fair	(2)	0	0.00%			
Poor	(1)	1	7.69%			
				0 25 50 75 100	Course	
Response Rate	Mean	STD				
13/52 (25%)	3.31	0.85				

13 - Overall academic degree program -						
Response Option	Weight	Frequency	Percent	Percent Responses	Means	
Excellent	(4)	11	78.57%		 3.71	
Good	(3)	2	14.29%			
Fair	(2)	1	7.14%			
Poor	(1)	0	0.00%			
				0 25 50 75 100	Course	
Response Rate	Mean	STD				
14/52 (26.92%)	3.71	0.61				

William Carey University
Graduate Follow-Up Survey 2018 EDS-Educational Leadership-Tradition

1 - I am presently an active member of a church								
Response Option	Weight	Frequency	Percent	Percent Responses		Means		
Yes	(1)	4	80.00%					
No	(2)	1	20.00%					
				0	25	50	75	100
Response Rate								
5/25 (20%)								

2 - Type of Employer:								
Response Option	Weight	Frequency	Percent	Percent Responses		Means		
Private	(5)	0	0.00%					
Military	(4)	0	0.00%					
Educational	(3)	4	80.00%					
Federal/State	(2)	1	20.00%					
Church	(1)	0	0.00%					
				0	25	50	75	100
Response Rate								
5/25 (20%)								

3 - Job preparation received at William Carey University:								
Response Option	Weight	Frequency	Percent	Percent Responses		Means		
Excellent	(4)	4	80.00%			3.80		
Good	(3)	1	20.00%					
Fair	(2)	0	0.00%					
Inadequate	(1)	0	0.00%					
				0	25	50	75	100
Response Rate	Mean	STD					Course	
5/25 (20%)	3.80	0.45						

4 - Are you:								
Response Option	Weight	Frequency	Percent	Percent Responses		Means		
Presently enrolled in a graduate program	(1)	2	66.67%			2.00		
Plan to enroll in the near future	(2)	0	0.00%					
Plan to enroll in the next five years	(3)	0	0.00%					
Do not plan to ever enroll in a graduate program	(4)	1	33.33%					
Plan to pursue a military career	(5)	0	0.00%					
				0	25	50	75	100
Response Rate	Mean	STD					Course	
3/25 (12%)	2.00	1.73						

5 - Employment Status:								
Response Option	Weight	Frequency	Percent	Percent Responses		Means		
Full-Time in a related field	(1)	5	100.00%			1.00		
Full-time in unrelated field	(2)	0	0.00%					
Part-time in a related field	(3)	0	0.00%					
Part-time in unrelated field	(4)	0	0.00%					
				0	25	50	75	100
Response Rate	Mean	STD					Course	
5/25 (20%)	1.00	0.00						

William Carey University
Graduate Follow-Up Survey 2018 EDS-Educational Leadership-Tradition

6 - Unemployed Status:								
Response Option	Weight	Frequency	Percent	Percent Responses		Means		
Unemployed and not seeking employment	(1)	0	0.00%					
Unemployed and seeking employment	(2)	0	0.00%					
Retired	(3)	0	0.00%					
Not Applicable	(0)	2	100.00%					
				0	25	50	75	100
Response Rate	Mean	STD						
2/25 (8%)	0.00	0.00						



7 - Do you recommend William Carey University to individuals seeking programs similar to the one you completed?								
Response Option	Weight	Frequency	Percent	Percent Responses		Means		
Yes	(1)	5	100.00%			1.00		
No	(2)	0	0.00%					
				0	25	50	75	100
Response Rate	Mean	STD						
5/25 (20%)	1.00	0.00						





8 - Approximate GPA?								
Response Option	Weight	Frequency	Percent	Percent Responses		Means		
3.5-4.0	(4)	5	100.00%			4.00		
3.0-3.5	(3)	0	0.00%					
2.5-3.0	(2)	0	0.00%					
2.0-2.5	(1)	0	0.00%					
				0	25	50	75	100
Response Rate	Mean	STD						
5/25 (20%)	4.00	0.00						




9 - Were you a Community or Junior college transfer?								
Response Option	Weight	Frequency	Percent	Percent Responses		Means		
Yes	(1)	0	0.00%					
No	(2)	5	100.00%					
				0	25	50	75	100
Response Rate	Mean	STD						
5/25 (20%)								

10 - Instruction in courses -								
Response Option	Weight	Frequency	Percent	Percent Responses		Means		
Excellent	(4)	5	100.00%			4.00		
Good	(3)	0	0.00%					
Fair	(2)	0	0.00%					
Poor	(1)	0	0.00%					
				0	25	50	75	100
Response Rate	Mean	STD						
5/25 (20%)	4.00	0.00						

William Carey University
Graduate Follow-Up Survey 2018 EDS-Educational Leadership-Tradition

11 - Accessibility of instructors-						
Response Option	Weight	Frequency	Percent	Percent Responses	Means	
Excellent	(4)	5	100.00%			
Good	(3)	0	0.00%			
Fair	(2)	0	0.00%			
Poor	(1)	0	0.00%			
				0 25 50 75 100	Course	
Response Rate	Mean	STD				
5/25 (20%)	4.00	0.00				

12 - Quality of career counseling-						
Response Option	Weight	Frequency	Percent	Percent Responses	Means	
Excellent	(4)	3	60.00%			
Good	(3)	1	20.00%			
Fair	(2)	1	20.00%			
Poor	(1)	0	0.00%			
				0 25 50 75 100	Course	
Response Rate	Mean	STD				
5/25 (20%)	3.40	0.89				

13 - Overall academic degree program -						
Response Option	Weight	Frequency	Percent	Percent Responses	Means	
Excellent	(4)	4	80.00%			
Good	(3)	1	20.00%			
Fair	(2)	0	0.00%			
Poor	(1)	0	0.00%			
				0 25 50 75 100	Course	
Response Rate	Mean	STD				
5/25 (20%)	3.80	0.45				

William Carey University
Graduate Follow-Up Survey 2018 EDS-Higher Ed Administration

1 - I am presently an active member of a church								
Response Option	Weight	Frequency	Percent	Percent Responses		Means		
Yes	(1)	5	71.43%					
No	(2)	2	28.57%					
				0	25	50	75	100
Response Rate								
7/13 (53.85%)								

2 - Type of Employer:								
Response Option	Weight	Frequency	Percent	Percent Responses		Means		
Private	(5)	0	0.00%					
Military	(4)	0	0.00%					
Educational	(3)	5	71.43%					
Federal/State	(2)	2	28.57%					
Church	(1)	0	0.00%					
				0	25	50	75	100
Response Rate								
7/13 (53.85%)								

3 - Job preparation received at William Carey University:								
Response Option	Weight	Frequency	Percent	Percent Responses		Means		
Excellent	(4)	5	71.43%			3.71		
Good	(3)	2	28.57%					
Fair	(2)	0	0.00%					
Inadequate	(1)	0	0.00%					
				0	25	50	75	100
Response Rate	Mean	STD						
7/13 (53.85%)	3.71	0.49						

4 - Are you:								
Response Option	Weight	Frequency	Percent	Percent Responses		Means		
Presently enrolled in a graduate program	(1)	3	42.86%			1.86		
Plan to enroll in the near future	(2)	2	28.57%					
Plan to enroll in the next five years	(3)	2	28.57%					
Do not plan to ever enroll in a graduate program	(4)	0	0.00%					
Plan to pursue a military career	(5)	0	0.00%					
				0	25	50	75	100
Response Rate	Mean	STD						
7/13 (53.85%)	1.86	0.90						

5 - Employment Status:								
Response Option	Weight	Frequency	Percent	Percent Responses		Means		
Full-Time in a related field	(1)	4	57.14%			1.43		
Full-time in unrelated field	(2)	3	42.86%					
Part-time in a related field	(3)	0	0.00%					
Part-time in unrelated field	(4)	0	0.00%					
				0	25	50	75	100
Response Rate	Mean	STD						
7/13 (53.85%)	1.43	0.53						

William Carey University
Graduate Follow-Up Survey 2018 EDS-Higher Ed Administration

6 - Unemployed Status:						
Response Option	Weight	Frequency	Percent	Percent Responses	Means	
Unemployed and not seeking employment	(1)	0	0.00%		3.00	
Unemployed and seeking employment	(2)	0	0.00%			
Retired	(3)	1	16.67%			
Not Applicable	(0)	5	83.33%			
				0 25 50 75 100	Course	
Response Rate	Mean	STD				
6/13 (46.15%)	3.00	0.00				

7 - Do you recommend William Carey University to individuals seeking programs similar to the one you completed?						
Response Option	Weight	Frequency	Percent	Percent Responses	Means	
Yes	(1)	7	100.00%		1.00	
No	(2)	0	0.00%			
				0 25 50 75 100	Course	
Response Rate	Mean	STD				
7/13 (53.85%)	1.00	0.00				

8 - Approximate GPA?						
Response Option	Weight	Frequency	Percent	Percent Responses	Means	
3.5-4.0	(4)	6	85.71%		3.86	
3.0-3.5	(3)	1	14.29%			
2.5-3.0	(2)	0	0.00%			
2.0-2.5	(1)	0	0.00%			
				0 25 50 75 100	Course	
Response Rate	Mean	STD				
7/13 (53.85%)	3.86	0.38				

9 - Were you a Community or Junior college transfer?						
Response Option	Weight	Frequency	Percent	Percent Responses	Means	
Yes	(1)	2	28.57%			
No	(2)	5	71.43%			
				0 25 50 75 100		
Response Rate	Mean	STD				
7/13 (53.85%)						

10 - Instruction in courses -						
Response Option	Weight	Frequency	Percent	Percent Responses	Means	
Excellent	(4)	7	100.00%		4.00	
Good	(3)	0	0.00%			
Fair	(2)	0	0.00%			
Poor	(1)	0	0.00%			
				0 25 50 75 100	Course	
Response Rate	Mean	STD				
7/13 (53.85%)	4.00	0.00				

William Carey University
Graduate Follow-Up Survey 2018 EDS-Higher Ed Administration

11 - Accessibility of instructors-						
Response Option	Weight	Frequency	Percent	Percent Responses	Means	
Excellent	(4)	6	85.71%			
Good	(3)	1	14.29%			
Fair	(2)	0	0.00%			
Poor	(1)	0	0.00%			
				0 25 50 75 100	Course	
Response Rate	Mean	STD				
7/13 (53.85%)	3.86	0.38				

12 - Quality of career counseling-						
Response Option	Weight	Frequency	Percent	Percent Responses	Means	
Excellent	(4)	4	57.14%			
Good	(3)	2	28.57%			
Fair	(2)	1	14.29%			
Poor	(1)	0	0.00%			
				0 25 50 75 100	Course	
Response Rate	Mean	STD				
7/13 (53.85%)	3.43	0.79				

13 - Overall academic degree program -						
Response Option	Weight	Frequency	Percent	Percent Responses	Means	
Excellent	(4)	6	85.71%			
Good	(3)	1	14.29%			
Fair	(2)	0	0.00%			
Poor	(1)	0	0.00%			
				0 25 50 75 100	Course	
Response Rate	Mean	STD				
7/13 (53.85%)	3.86	0.38				

William Carey University
Graduate Follow-Up Survey 2018 EDS-Instructional Leadership-Hattiesburg

1 - I am presently an active member of a church								
Response Option	Weight	Frequency	Percent	Percent Responses		Means		
Yes	(1)	28	93.33%					
No	(2)	2	6.67%					
				0	25	50	75	100
Response Rate								
30/72 (41.67%)								

2 - Type of Employer:								
Response Option	Weight	Frequency	Percent	Percent Responses		Means		
Private	(5)	0	0.00%					
Military	(4)	0	0.00%					
Educational	(3)	27	87.10%					
Federal/State	(2)	4	12.90%					
Church	(1)	0	0.00%					
				0	25	50	75	100
Response Rate								
31/72 (43.06%)								

3 - Job preparation received at William Carey University:								
Response Option	Weight	Frequency	Percent	Percent Responses		Means		
Excellent	(4)	24	77.42%			3.74		
Good	(3)	6	19.35%					
Fair	(2)	1	3.23%					
Inadequate	(1)	0	0.00%					
				0	25	50	75	100
Response Rate	Mean	STD						
31/72 (43.06%)	3.74	0.51						

4 - Are you:								
Response Option	Weight	Frequency	Percent	Percent Responses		Means		
Presently enrolled in a graduate program	(1)	17	54.84%			1.87		
Plan to enroll in the near future	(2)	4	12.90%					
Plan to enroll in the next five years	(3)	7	22.58%					
Do not plan to ever enroll in a graduate program	(4)	3	9.68%					
Plan to pursue a military career	(5)	0	0.00%					
				0	25	50	75	100
Response Rate	Mean	STD						
31/72 (43.06%)	1.87	1.09						

5 - Employment Status:								
Response Option	Weight	Frequency	Percent	Percent Responses		Means		
Full-Time in a related field	(1)	29	93.55%			1.06		
Full-time in unrelated field	(2)	2	6.45%					
Part-time in a related field	(3)	0	0.00%					
Part-time in unrelated field	(4)	0	0.00%					
				0	25	50	75	100
Response Rate	Mean	STD						
31/72 (43.06%)	1.06	0.25						

William Carey University
Graduate Follow-Up Survey 2018 EDS-Instructional Leadership-Hattiesburg

6 - Unemployed Status:						
Response Option	Weight	Frequency	Percent	Percent Responses	Means	
Unemployed and not seeking employment	(1)	0	0.00%			
Unemployed and seeking employment	(2)	0	0.00%			
Retired	(3)	0	0.00%			
Not Applicable	(0)	26	100.00%			
				0 25 50 75 100		
Response Rate	Mean	STD				
26/72 (36.11%)	0.00	0.00				






7 - Do you recommend William Carey University to individuals seeking programs similar to the one you completed?						
Response Option	Weight	Frequency	Percent	Percent Responses	Means	
Yes	(1)	31	100.00%			
No	(2)	0	0.00%			
				0 25 50 75 100	Course	
Response Rate	Mean	STD				
31/72 (43.06%)	1.00	0.00				





8 - Approximate GPA?						
Response Option	Weight	Frequency	Percent	Percent Responses	Means	
3.5-4.0	(4)	30	96.77%			
3.0-3.5	(3)	1	3.23%			
2.5-3.0	(2)	0	0.00%			
2.0-2.5	(1)	0	0.00%			
				0 25 50 75 100	Course	
Response Rate	Mean	STD				
31/72 (43.06%)	3.97	0.18				




9 - Were you a Community or Junior college transfer?						
Response Option	Weight	Frequency	Percent	Percent Responses	Means	
Yes	(1)	8	25.81%			
No	(2)	23	74.19%			
				0 25 50 75 100		
Response Rate	Mean	STD				
31/72 (43.06%)						

10 - Instruction in courses -						
Response Option	Weight	Frequency	Percent	Percent Responses	Means	
Excellent	(4)	25	80.65%			
Good	(3)	4	12.90%			
Fair	(2)	2	6.45%			
Poor	(1)	0	0.00%			
				0 25 50 75 100	Course	
Response Rate	Mean	STD				
31/72 (43.06%)	3.74	0.58				

William Carey University
Graduate Follow-Up Survey 2018 EDS-Instructional Leadership-Hattiesburg

11 - Accessibility of instructors-						
Response Option	Weight	Frequency	Percent	Percent Responses	Means	
Excellent	(4)	21	67.74%			
Good	(3)	7	22.58%			
Fair	(2)	2	6.45%			
Poor	(1)	1	3.23%			
				0 25 50 75 100	Course	
Response Rate	Mean	STD				
31/72 (43.06%)	3.55	0.77				

12 - Quality of career counseling-						
Response Option	Weight	Frequency	Percent	Percent Responses	Means	
Excellent	(4)	16	55.17%			
Good	(3)	10	34.48%			
Fair	(2)	3	10.34%			
Poor	(1)	0	0.00%			
				0 25 50 75 100	Course	
Response Rate	Mean	STD				
29/72 (40.28%)	3.45	0.69				

13 - Overall academic degree program -						
Response Option	Weight	Frequency	Percent	Percent Responses	Means	
Excellent	(4)	23	76.67%			
Good	(3)	7	23.33%			
Fair	(2)	0	0.00%			
Poor	(1)	0	0.00%			
				0 25 50 75 100	Course	
Response Rate	Mean	STD				
30/72 (41.67%)	3.77	0.43				

William Carey University
Graduate Follow-Up Survey 2018 EDS-Instructional Leadership-Tradition

1 - I am presently an active member of a church								
Response Option	Weight	Frequency	Percent	Percent Responses		Means		
Yes	(1)	1	100.00%					
No	(2)	0	0.00%					
				0	25	50	75	100
Response Rate								
1/9 (11.11%)								

2 - Type of Employer:								
Response Option	Weight	Frequency	Percent	Percent Responses		Means		
Private	(5)	0	0.00%					
Military	(4)	0	0.00%					
Educational	(3)	1	100.00%					
Federal/State	(2)	0	0.00%					
Church	(1)	0	0.00%					
				0	25	50	75	100
Response Rate								
1/9 (11.11%)								

3 - Job preparation received at William Carey University:								
Response Option	Weight	Frequency	Percent	Percent Responses		Means		
Excellent	(4)	0	0.00%			3.00		
Good	(3)	1	100.00%					
Fair	(2)	0	0.00%					
Inadequate	(1)	0	0.00%					
				0	25	50	75	100
Response Rate	Mean	STD						
1/9 (11.11%)	3.00	0.00	Course					

4 - Are you:								
Response Option	Weight	Frequency	Percent	Percent Responses		Means		
Presently enrolled in a graduate program	(1)	1	100.00%			1.00		
Plan to enroll in the near future	(2)	0	0.00%					
Plan to enroll in the next five years	(3)	0	0.00%					
Do not plan to ever enroll in a graduate program	(4)	0	0.00%					
Plan to pursue a military career	(5)	0	0.00%					
				0	25	50	75	100
Response Rate	Mean	STD						
1/9 (11.11%)	1.00	0.00	Course					

5 - Employment Status:								
Response Option	Weight	Frequency	Percent	Percent Responses		Means		
Full-Time in a related field	(1)	1	100.00%			1.00		
Full-time in unrelated field	(2)	0	0.00%					
Part-time in a related field	(3)	0	0.00%					
Part-time in unrelated field	(4)	0	0.00%					
				0	25	50	75	100
Response Rate	Mean	STD						
1/9 (11.11%)	1.00	0.00	Course					

William Carey University
Graduate Follow-Up Survey 2018 EDS-Instructional Leadership-Tradition

6 - Unemployed Status:								
Response Option	Weight	Frequency	Percent	Percent Responses		Means		
Unemployed and not seeking employment	(1)	0	0.00%					
Unemployed and seeking employment	(2)	0	0.00%					
Retired	(3)	0	0.00%					
Not Applicable	(0)	0	0.00%					
				0	25	50	75	100
Response Rate	Mean	STD						
0/9 (0%)	0.00	0.00						

7 - Do you recommend William Carey University to individuals seeking programs similar to the one you completed?								
Response Option	Weight	Frequency	Percent	Percent Responses		Means		
Yes	(1)	1	100.00%			1.00		
No	(2)	0	0.00%					
				0	25	50	75	100
Response Rate	Mean	STD						
1/9 (11.11%)	1.00	0.00						

8 - Approximate GPA?								
Response Option	Weight	Frequency	Percent	Percent Responses		Means		
3.5-4.0	(4)	1	100.00%			4.00		
3.0-3.5	(3)	0	0.00%					
2.5-3.0	(2)	0	0.00%					
2.0-2.5	(1)	0	0.00%					
				0	25	50	75	100
Response Rate	Mean	STD						
1/9 (11.11%)	4.00	0.00						

9 - Were you a Community or Junior college transfer?								
Response Option	Weight	Frequency	Percent	Percent Responses		Means		
Yes	(1)	0	0.00%					
No	(2)	1	100.00%					
				0	25	50	75	100
Response Rate	Mean	STD						
1/9 (11.11%)								

10 - Instruction in courses -								
Response Option	Weight	Frequency	Percent	Percent Responses		Means		
Excellent	(4)	0	0.00%			3.00		
Good	(3)	1	100.00%					
Fair	(2)	0	0.00%					
Poor	(1)	0	0.00%					
				0	25	50	75	100
Response Rate	Mean	STD						
1/9 (11.11%)	3.00	0.00						

William Carey University
 Graduate Follow-Up Survey 2018 EDS-Instructional Leadership-Tradition

11 - Accessibility of instructors-									
Response Option	Weight	Frequency	Percent	Percent Responses		Means			
Excellent	(4)	0	0.00%			3.00			
Good	(3)	1	100.00%						
Fair	(2)	0	0.00%						
Poor	(1)	0	0.00%						
				0	25	50	75	100	Course
Response Rate	Mean	STD							
1/9 (11.11%)	3.00	0.00							

12 - Quality of career counseling-									
Response Option	Weight	Frequency	Percent	Percent Responses		Means			
Excellent	(4)	0	0.00%			1.00			
Good	(3)	0	0.00%						
Fair	(2)	0	0.00%						
Poor	(1)	1	100.00%						
				0	25	50	75	100	Course
Response Rate	Mean	STD							
1/9 (11.11%)	1.00	0.00							

13 - Overall academic degree program -									
Response Option	Weight	Frequency	Percent	Percent Responses		Means			
Excellent	(4)	0	0.00%			3.00			
Good	(3)	1	100.00%						
Fair	(2)	0	0.00%						
Poor	(1)	0	0.00%						
				0	25	50	75	100	Course
Response Rate	Mean	STD							
1/9 (11.11%)	3.00	0.00							

William Carey University
Graduate Follow-Up Survey 2018 EDD-Educational Leadership

1 - I am presently an active member of a church								
Response Option	Weight	Frequency	Percent	Percent Responses		Means		
Yes	(1)	0	0.00%					
No	(2)	1	100.00%					
				0	25	50	75	100
Response Rate								
1/2 (50%)								

2 - Type of Employer:								
Response Option	Weight	Frequency	Percent	Percent Responses		Means		
Private	(5)	0	0.00%					
Military	(4)	0	0.00%					
Educational	(3)	1	100.00%					
Federal/State	(2)	0	0.00%					
Church	(1)	0	0.00%					
				0	25	50	75	100
Response Rate								
1/2 (50%)								

3 - Job preparation received at William Carey University:								
Response Option	Weight	Frequency	Percent	Percent Responses		Means		
Excellent	(4)	1	100.00%			4.00		
Good	(3)	0	0.00%					
Fair	(2)	0	0.00%					
Inadequate	(1)	0	0.00%					
				0	25	50	75	100
Response Rate	Mean	STD						
1/2 (50%)	4.00	0.00						

4 - Are you:								
Response Option	Weight	Frequency	Percent	Percent Responses		Means		
Presently enrolled in a graduate program	(1)	0	0.00%			4.00		
Plan to enroll in the near future	(2)	0	0.00%					
Plan to enroll in the next five years	(3)	0	0.00%					
Do not plan to ever enroll in a graduate program	(4)	1	100.00%					
Plan to pursue a military career	(5)	0	0.00%					
				0	25	50	75	100
Response Rate	Mean	STD						
1/2 (50%)	4.00	0.00						

5 - Employment Status:								
Response Option	Weight	Frequency	Percent	Percent Responses		Means		
Full-Time in a related field	(1)	1	100.00%			1.00		
Full-time in unrelated field	(2)	0	0.00%					
Part-time in a related field	(3)	0	0.00%					
Part-time in unrelated field	(4)	0	0.00%					
				0	25	50	75	100
Response Rate	Mean	STD						
1/2 (50%)	1.00	0.00						

William Carey University
Graduate Follow-Up Survey 2018 EDD-Educational Leadership

6 - Unemployed Status:								
Response Option	Weight	Frequency	Percent	Percent Responses		Means		
Unemployed and not seeking employment	(1)	0	0.00%					
Unemployed and seeking employment	(2)	0	0.00%					
Retired	(3)	0	0.00%					
Not Applicable	(0)	1	100.00%					
				0	25	50	75	100
Response Rate	Mean	STD						
1/2 (50%)	0.00	0.00						

7 - Do you recommend William Carey University to individuals seeking programs similar to the one you completed?								
Response Option	Weight	Frequency	Percent	Percent Responses		Means		
Yes	(1)	1	100.00%			1.00		
No	(2)	0	0.00%					
				0	25	50	75	100
Response Rate	Mean	STD						
1/2 (50%)	1.00	0.00						

8 - Approximate GPA?								
Response Option	Weight	Frequency	Percent	Percent Responses		Means		
3.5-4.0	(4)	1	100.00%			4.00		
3.0-3.5	(3)	0	0.00%					
2.5-3.0	(2)	0	0.00%					
2.0-2.5	(1)	0	0.00%					
				0	25	50	75	100
Response Rate	Mean	STD						
1/2 (50%)	4.00	0.00						

9 - Were you a Community or Junior college transfer?								
Response Option	Weight	Frequency	Percent	Percent Responses		Means		
Yes	(1)	0	0.00%					
No	(2)	1	100.00%					
				0	25	50	75	100
Response Rate	Mean	STD						
1/2 (50%)								

10 - Instruction in courses -								
Response Option	Weight	Frequency	Percent	Percent Responses		Means		
Excellent	(4)	1	100.00%			4.00		
Good	(3)	0	0.00%					
Fair	(2)	0	0.00%					
Poor	(1)	0	0.00%					
				0	25	50	75	100
Response Rate	Mean	STD						
1/2 (50%)	4.00	0.00						

William Carey University
Graduate Follow-Up Survey 2018 EDD-Educational Leadership

11 - Accessibility of instructors-									
Response Option	Weight	Frequency	Percent	Percent Responses		Means			
Excellent	(4)	1	100.00%			4.00			
Good	(3)	0	0.00%						
Fair	(2)	0	0.00%						
Poor	(1)	0	0.00%						
				0	25	50	75	100	Course
Response Rate	Mean	STD							
1/2 (50%)	4.00	0.00							

12 - Quality of career counseling-									
Response Option	Weight	Frequency	Percent	Percent Responses		Means			
Excellent	(4)	0	0.00%			3.00			
Good	(3)	1	100.00%						
Fair	(2)	0	0.00%						
Poor	(1)	0	0.00%						
				0	25	50	75	100	Course
Response Rate	Mean	STD							
1/2 (50%)	3.00	0.00							

13 - Overall academic degree program -									
Response Option	Weight	Frequency	Percent	Percent Responses		Means			
Excellent	(4)	1	100.00%			4.00			
Good	(3)	0	0.00%						
Fair	(2)	0	0.00%						
Poor	(1)	0	0.00%						
				0	25	50	75	100	Course
Response Rate	Mean	STD							
1/2 (50%)	4.00	0.00							

William Carey University
Graduate Follow-Up Survey 2018-PhD in Higher Ed Administration

1 - I am presently an active member of a church								
Response Option	Weight	Frequency	Percent	Percent Responses		Means		
Yes	(1)	2	100.00%					
No	(2)	0	0.00%					
				0	25	50	75	100
Response Rate								
2/2 (100%)								

2 - Type of Employer:								
Response Option	Weight	Frequency	Percent	Percent Responses		Means		
Private	(5)	0	0.00%					
Military	(4)	0	0.00%					
Educational	(3)	1	50.00%					
Federal/State	(2)	1	50.00%					
Church	(1)	0	0.00%					
				0	25	50	75	100
Response Rate								
2/2 (100%)								

3 - Job preparation received at William Carey University:								
Response Option	Weight	Frequency	Percent	Percent Responses		Means		
Excellent	(4)	2	100.00%			4.00		
Good	(3)	0	0.00%					
Fair	(2)	0	0.00%					
Inadequate	(1)	0	0.00%					
				0	25	50	75	100
Response Rate	Mean	STD						
2/2 (100%)	4.00	0.00	Course					

4 - Are you:								
Response Option	Weight	Frequency	Percent	Percent Responses		Means		
Presently enrolled in a graduate program	(1)	0	0.00%			4.00		
Plan to enroll in the near future	(2)	0	0.00%					
Plan to enroll in the next five years	(3)	0	0.00%					
Do not plan to ever enroll in a graduate program	(4)	1	100.00%					
Plan to pursue a military career	(5)	0	0.00%					
				0	25	50	75	100
Response Rate	Mean	STD						
1/2 (50%)	4.00	0.00	Course					

5 - Employment Status:								
Response Option	Weight	Frequency	Percent	Percent Responses		Means		
Full-Time in a related field	(1)	2	100.00%			1.00		
Full-time in unrelated field	(2)	0	0.00%					
Part-time in a related field	(3)	0	0.00%					
Part-time in unrelated field	(4)	0	0.00%					
				0	25	50	75	100
Response Rate	Mean	STD						
2/2 (100%)	1.00	0.00	Course					

William Carey University
Graduate Follow-Up Survey 2018-PhD in Higher Ed Administration

6 - Unemployed Status:								
Response Option	Weight	Frequency	Percent	Percent Responses		Means		
Unemployed and not seeking employment	(1)	0	0.00%					
Unemployed and seeking employment	(2)	0	0.00%					
Retired	(3)	0	0.00%					
Not Applicable	(0)	1	100.00%					
				0	25	50	75	100
Response Rate	Mean	STD						
1/2 (50%)	0.00	0.00						

7 - Do you recommend William Carey University to individuals seeking programs similar to the one you completed?								
Response Option	Weight	Frequency	Percent	Percent Responses		Means		
Yes	(1)	2	100.00%			1.00		
No	(2)	0	0.00%					
				0	25	50	75	100
Response Rate	Mean	STD						
2/2 (100%)	1.00	0.00						

8 - Approximate GPA?								
Response Option	Weight	Frequency	Percent	Percent Responses		Means		
3.5-4.0	(4)	2	100.00%			4.00		
3.0-3.5	(3)	0	0.00%					
2.5-3.0	(2)	0	0.00%					
2.0-2.5	(1)	0	0.00%					
				0	25	50	75	100
Response Rate	Mean	STD						
2/2 (100%)	4.00	0.00						

9 - Were you a Community or Junior college transfer?								
Response Option	Weight	Frequency	Percent	Percent Responses		Means		
Yes	(1)	0	0.00%					
No	(2)	2	100.00%					
				0	25	50	75	100
Response Rate	Mean	STD						
2/2 (100%)								

10 - Instruction in courses -								
Response Option	Weight	Frequency	Percent	Percent Responses		Means		
Excellent	(4)	2	100.00%			4.00		
Good	(3)	0	0.00%					
Fair	(2)	0	0.00%					
Poor	(1)	0	0.00%					
				0	25	50	75	100
Response Rate	Mean	STD						
2/2 (100%)	4.00	0.00						

William Carey University
Graduate Follow-Up Survey 2018-PhD in Higher Ed Administration

11 - Accessibility of instructors-									
Response Option	Weight	Frequency	Percent	Percent Responses		Means			
Excellent	(4)	2	100.00%			4.00			
Good	(3)	0	0.00%						
Fair	(2)	0	0.00%						
Poor	(1)	0	0.00%						
				0	25	50	75	100	Course
Response Rate	Mean	STD							
2/2 (100%)	4.00	0.00							

12 - Quality of career counseling-									
Response Option	Weight	Frequency	Percent	Percent Responses		Means			
Excellent	(4)	1	50.00%			3.50			
Good	(3)	1	50.00%						
Fair	(2)	0	0.00%						
Poor	(1)	0	0.00%						
				0	25	50	75	100	Course
Response Rate	Mean	STD							
2/2 (100%)	3.50	0.71							

13 - Overall academic degree program -									
Response Option	Weight	Frequency	Percent	Percent Responses		Means			
Excellent	(4)	2	100.00%			4.00			
Good	(3)	0	0.00%						
Fair	(2)	0	0.00%						
Poor	(1)	0	0.00%						
				0	25	50	75	100	Course
Response Rate	Mean	STD							
2/2 (100%)	4.00	0.00							

William Carey University
Graduate Follow-Up Survey 2018-PhD in Nursing Education and Administration

1 - I am presently an active member of a church								
Response Option	Weight	Frequency	Percent	Percent Responses		Means		
Yes	(1)	7	77.78%					
No	(2)	2	22.22%					
				0	25	50	75	100
Response Rate								
9/20 (45%)								

2 - Type of Employer:								
Response Option	Weight	Frequency	Percent	Percent Responses		Means		
Private	(5)	2	25.00%					
Military	(4)	0	0.00%					
Educational	(3)	2	25.00%					
Federal/State	(2)	4	50.00%					
Church	(1)	0	0.00%					
				0	25	50	75	100
Response Rate								
8/20 (40%)								

3 - Job preparation received at William Carey University:								
Response Option	Weight	Frequency	Percent	Percent Responses		Means		
Excellent	(4)	6	66.67%			3.44		
Good	(3)	2	22.22%					
Fair	(2)	0	0.00%					
Inadequate	(1)	1	11.11%					
				0	25	50	75	100
Response Rate	Mean	STD						
9/20 (45%)	3.44	1.01						

4 - Are you:								
Response Option	Weight	Frequency	Percent	Percent Responses		Means		
Presently enrolled in a graduate program	(1)	2	28.57%			3.14		
Plan to enroll in the near future	(2)	0	0.00%					
Plan to enroll in the next five years	(3)	0	0.00%					
Do not plan to ever enroll in a graduate program	(4)	5	71.43%					
Plan to pursue a military career	(5)	0	0.00%					
				0	25	50	75	100
Response Rate	Mean	STD						
7/20 (35%)	3.14	1.46						

5 - Employment Status:								
Response Option	Weight	Frequency	Percent	Percent Responses		Means		
Full-Time in a related field	(1)	7	77.78%			1.44		
Full-time in unrelated field	(2)	0	0.00%					
Part-time in a related field	(3)	2	22.22%					
Part-time in unrelated field	(4)	0	0.00%					
				0	25	50	75	100
Response Rate	Mean	STD						
9/20 (45%)	1.44	0.88						

William Carey University
Graduate Follow-Up Survey 2018-PhD in Nursing Education and Administration

6 - Unemployed Status:						
Response Option	Weight	Frequency	Percent	Percent Responses	Means	
Unemployed and not seeking employment	(1)	0	0.00%		2.00 	
Unemployed and seeking employment	(2)	1	12.50%			
Retired	(3)	0	0.00%			
Not Applicable	(0)	7	87.50%			
				0 25 50 75 100	Course	
Response Rate	Mean	STD				
8/20 (40%)	2.00	0.00				






7 - Do you recommend William Carey University to individuals seeking programs similar to the one you completed?						
Response Option	Weight	Frequency	Percent	Percent Responses	Means	
Yes	(1)	8	88.89%		1.11 	
No	(2)	1	11.11%			
				0 25 50 75 100	Course	
Response Rate	Mean	STD				
9/20 (45%)	1.11	0.33				






8 - Approximate GPA?						
Response Option	Weight	Frequency	Percent	Percent Responses	Means	
3.5-4.0	(4)	9	100.00%		4.00 	
3.0-3.5	(3)	0	0.00%			
2.5-3.0	(2)	0	0.00%			
2.0-2.5	(1)	0	0.00%			
				0 25 50 75 100	Course	
Response Rate	Mean	STD				
9/20 (45%)	4.00	0.00				






9 - Were you a Community or Junior college transfer?						
Response Option	Weight	Frequency	Percent	Percent Responses	Means	
Yes	(1)	2	22.22%			
No	(2)	7	77.78%			
				0 25 50 75 100		
Response Rate						
9/20 (45%)						

10 - Instruction in courses -						
Response Option	Weight	Frequency	Percent	Percent Responses	Means	
Excellent	(4)	7	77.78%		3.67 	
Good	(3)	1	11.11%			
Fair	(2)	1	11.11%			
Poor	(1)	0	0.00%			
				0 25 50 75 100	Course	
Response Rate	Mean	STD				
9/20 (45%)	3.67	0.71				

William Carey University
Graduate Follow-Up Survey 2018-PhD in Nursing Education and Administration

11 - Accessibility of instructors-						
Response Option	Weight	Frequency	Percent	Percent Responses	Means	
Excellent	(4)	6	66.67%			
Good	(3)	2	22.22%			
Fair	(2)	0	0.00%			
Poor	(1)	1	11.11%			
				0 25 50 75 100	Course	
Response Rate	Mean	STD				
9/20 (45%)	3.44	1.01				

12 - Quality of career counseling-						
Response Option	Weight	Frequency	Percent	Percent Responses	Means	
Excellent	(4)	5	55.56%			
Good	(3)	1	11.11%			
Fair	(2)	1	11.11%			
Poor	(1)	2	22.22%			
				0 25 50 75 100	Course	
Response Rate	Mean	STD				
9/20 (45%)	3.00	1.32				

13 - Overall academic degree program -						
Response Option	Weight	Frequency	Percent	Percent Responses	Means	
Excellent	(4)	7	77.78%			
Good	(3)	1	11.11%			
Fair	(2)	1	11.11%			
Poor	(1)	0	0.00%			
				0 25 50 75 100	Course	
Response Rate	Mean	STD				
9/20 (45%)	3.67	0.71				