

# GRADUATE FOLLOW-UP REPORT



**WILLIAM CAREY**  

---

**U N I V E R S I T Y**

**Report on the 2018 WCU Graduates**

# CONTENTS

## UNDERGRADUATE PROGRAMS

Art. . . . .	4
Biology . . . . .	7
Business Administration. . . . .	10
Chemistry. . . . .	13
Church Music. . . . .	16
Criminal Justice. . . . .	19
Cross Cultural Business Management. . . . .	22
Elementary Education. . . . .	25
English. . . . .	28
Gerontology. . . . .	31
Health Administration and Education. . . . .	34
Health Information Management. . . . .	37
Health, P.E. & Recreation. . . . .	40
History. . . . .	43
Intercultural Studies. . . . .	46
Mass Communication. . . . .	49
Mathematics . . . . .	52
Music Education. . . . .	55
Music Performance. . . . .	58
Music Therapy. . . . .	61
Nursing. . . . .	64
Physical Education. . . . .	67
Psychology. . . . .	70
Religion. . . . .	73
Social Science. . . . .	76
Speech Communication. . . . .	79

## **GRADUATE PROGRAMS**

Master of Art - English. . . . .	82
Master of Biomedical Science. . . . .	85
Master of Business Administration. . . . .	88
Master of Education. . . . .	91
Master of Music in Music Education. . . . .	94
Master of Science in Counseling Psychology - Child and Adolescent. . . . .	97
Master of Science in Counseling Psychology - Christian Counseling. . . . .	100
Master of Science in Counseling Psychology - Gerontology. . . . .	103
Master of Science in Counseling Psychology - School Counseling. . . . .	106
Master of Science in Counselor Education - Clinical Mental Health Counseling	109
Master of Science in Criminal Justice. . . . .	112
Master of Science in Nursing. . . . .	115
Specialist in Education - Educational Leadership. . . . .	118
Specialist in Education - Higher Education Administration. . . . .	121
Specialist in Education - Instructional Leadership. . . . .	124

## **DOCTORAL PROGRAMS**

Doctor of Education in Educational Leadership. . . . .	127
Doctor of Philosophy in Higher Education Administration. . . . .	130
Doctor of Philosophy in Nursing Education and Administration. . . . .	133

**William Carey University**  
**Graduate Follow-Up Survey 2019-Art**

1 - I am presently an active member of a church								
Response Option	Weight	Frequency	Percent	Percent Responses		Means		
Yes	(1)	1	50.00%					
No	(2)	1	50.00%					
				0	25	50	75	100
<b>Response Rate</b>								
2/9 (22.22%)								

2 - Type of Employer:								
Response Option	Weight	Frequency	Percent	Percent Responses		Means		
Private	(5)	2	100.00%					
Military	(4)	0	0.00%					
Educational	(3)	0	0.00%					
Federal/State	(2)	0	0.00%					
Church	(1)	0	0.00%					
				0	25	50	75	100
<b>Response Rate</b>								
2/9 (22.22%)								

3 - Job preparation received at William Carey University:								
Response Option	Weight	Frequency	Percent	Percent Responses		Means		
Excellent	(4)	1	50.00%			3.00		
Good	(3)	0	0.00%					
Fair	(2)	1	50.00%					
Inadequate	(1)	0	0.00%					
				0	25	50	75	100
<b>Response Rate</b>	<b>Mean</b>	<b>STD</b>					Question	
2/9 (22.22%)	3.00	1.41						

4 - Are you:								
Response Option	Weight	Frequency	Percent	Percent Responses		Means		
Presently enrolled in a graduate program	(1)	1	50.00%			2.00		
Plan to enroll in the near future	(2)	0	0.00%					
Plan to enroll in the next five years	(3)	1	50.00%					
Do not plan to ever enroll in a graduate program	(4)	0	0.00%					
Plan to pursue a military career	(5)	0	0.00%					
				0	25	50	75	100
<b>Response Rate</b>	<b>Mean</b>	<b>STD</b>					Question	
2/9 (22.22%)	2.00	1.41						

5 - Employment Status:								
Response Option	Weight	Frequency	Percent	Percent Responses		Means		
Full-Time in a related field	(1)	0	0.00%			2.50		
Full-time in unrelated field	(2)	1	50.00%					
Part-time in a related field	(3)	1	50.00%					
Part-time in unrelated field	(4)	0	0.00%					
				0	25	50	75	100
<b>Response Rate</b>	<b>Mean</b>	<b>STD</b>					Question	
2/9 (22.22%)	2.50	0.71						

**William Carey University**  
**Graduate Follow-Up Survey 2019-Art**

6 - Unemployed Status:						
Response Option	Weight	Frequency	Percent	Percent Responses	Means	
Unemployed and not seeking employment	(1)	0	0.00%			
Unemployed and seeking employment	(2)	0	0.00%			
Retired	(3)	0	0.00%			
Not Applicable	(0)	2	100.00%			
				0 25 50 75 100		
Response Rate	Mean	STD				
2/9 (22.22%)	0.00	0.00				

7 - Do you recommend William Carey University to individuals seeking programs similar to the one you completed?						
Response Option	Weight	Frequency	Percent	Percent Responses	Means	
Yes	(1)	2	100.00%		1.00	
No	(2)	0	0.00%			
				0 25 50 75 100	Question	
Response Rate	Mean	STD				
2/9 (22.22%)	1.00	0.00				

8 - Approximate GPA?						
Response Option	Weight	Frequency	Percent	Percent Responses	Means	
3.5-4.0	(4)	2	100.00%		4.00	
3.0-3.5	(3)	0	0.00%			
2.5-3.0	(2)	0	0.00%			
2.0-2.5	(1)	0	0.00%			
				0 25 50 75 100	Question	
Response Rate	Mean	STD				
2/9 (22.22%)	4.00	0.00				

9 - Were you a Community or Junior college transfer?						
Response Option	Weight	Frequency	Percent	Percent Responses	Means	
Yes	(1)	0	0.00%			
No	(2)	2	100.00%			
				0 25 50 75 100		
Response Rate	Mean	STD				
2/9 (22.22%)						

10 - Instruction in courses -						
Response Option	Weight	Frequency	Percent	Percent Responses	Means	
Excellent	(4)	1	50.00%		3.50	
Good	(3)	1	50.00%			
Fair	(2)	0	0.00%			
Poor	(1)	0	0.00%			
				0 25 50 75 100	Question	
Response Rate	Mean	STD				
2/9 (22.22%)	3.50	0.71				

**William Carey University**  
**Graduate Follow-Up Survey 2019-Art**

11 - Accessibility of instructors-									
Response Option	Weight	Frequency	Percent	Percent Responses		Means			
Excellent	(4)	2	100.00%			4.00			
Good	(3)	0	0.00%						
Fair	(2)	0	0.00%						
Poor	(1)	0	0.00%						
				0	25	50	75	100	Question
Response Rate	Mean	STD							
2/9 (22.22%)	4.00	0.00							

12 - Quality of career counseling-									
Response Option	Weight	Frequency	Percent	Percent Responses		Means			
Excellent	(4)	1	50.00%			3.00			
Good	(3)	0	0.00%						
Fair	(2)	1	50.00%						
Poor	(1)	0	0.00%						
				0	25	50	75	100	Question
Response Rate	Mean	STD							
2/9 (22.22%)	3.00	1.41							

13 - Overall academic degree program -									
Response Option	Weight	Frequency	Percent	Percent Responses		Means			
Excellent	(4)	1	50.00%			3.50			
Good	(3)	1	50.00%						
Fair	(2)	0	0.00%						
Poor	(1)	0	0.00%						
				0	25	50	75	100	Question
Response Rate	Mean	STD							
2/9 (22.22%)	3.50	0.71							

**William Carey University**  
**Graduate Follow-Up Survey 2019-Biology**

1 - I am presently an active member of a church								
Response Option	Weight	Frequency	Percent	Percent Responses		Means		
Yes	(1)	9	90.00%					
No	(2)	1	10.00%					
				0	25	50	75	100
<b>Response Rate</b>								
10/51 (19.61%)								

2 - Type of Employer:								
Response Option	Weight	Frequency	Percent	Percent Responses		Means		
Private	(5)	3	37.50%					
Military	(4)	0	0.00%					
Educational	(3)	4	50.00%					
Federal/State	(2)	1	12.50%					
Church	(1)	0	0.00%					
				0	25	50	75	100
<b>Response Rate</b>								
8/51 (15.69%)								

3 - Job preparation received at William Carey University:								
Response Option	Weight	Frequency	Percent	Percent Responses		Means		
Excellent	(4)	4	44.44%			3.22		
Good	(3)	3	33.33%					
Fair	(2)	2	22.22%					
Inadequate	(1)	0	0.00%					
				0	25	50	75	100
<b>Response Rate</b>	<b>Mean</b>	<b>STD</b>						
9/51 (17.65%)	3.22	0.83						

4 - Are you:								
Response Option	Weight	Frequency	Percent	Percent Responses		Means		
Presently enrolled in a graduate program	(1)	7	70.00%			1.50		
Plan to enroll in the near future	(2)	1	10.00%					
Plan to enroll in the next five years	(3)	2	20.00%					
Do not plan to ever enroll in a graduate program	(4)	0	0.00%					
Plan to pursue a military career	(5)	0	0.00%					
				0	25	50	75	100
<b>Response Rate</b>	<b>Mean</b>	<b>STD</b>						
10/51 (19.61%)	1.50	0.85						

5 - Employment Status:								
Response Option	Weight	Frequency	Percent	Percent Responses		Means		
Full-Time in a related field	(1)	4	50.00%			2.25		
Full-time in unrelated field	(2)	1	12.50%					
Part-time in a related field	(3)	0	0.00%					
Part-time in unrelated field	(4)	3	37.50%					
				0	25	50	75	100
<b>Response Rate</b>	<b>Mean</b>	<b>STD</b>						
8/51 (15.69%)	2.25	1.49						

**William Carey University**  
**Graduate Follow-Up Survey 2019-Biology**

6 - Unemployed Status:					
Response Option	Weight	Frequency	Percent	Percent Responses	Means
Unemployed and not seeking employment	(1)	0	0.00%		
Unemployed and seeking employment	(2)	0	0.00%		
Retired	(3)	0	0.00%		
Not Applicable	(0)	9	100.00%		
<b>Response Rate</b>	<b>Mean</b>	<b>STD</b>			
9/51 (17.65%)	0.00	0.00			

7 - Do you recommend William Carey University to individuals seeking programs similar to the one you completed?					
Response Option	Weight	Frequency	Percent	Percent Responses	Means
Yes	(1)	8	80.00%		1.20
No	(2)	2	20.00%		
				0 25 50 75 100	Question
<b>Response Rate</b>	<b>Mean</b>	<b>STD</b>			
10/51 (19.61%)	1.20	0.42			





8 - Approximate GPA?					
Response Option	Weight	Frequency	Percent	Percent Responses	Means
3.5-4.0	(4)	5	50.00%		3.40
3.0-3.5	(3)	4	40.00%		
2.5-3.0	(2)	1	10.00%		
2.0-2.5	(1)	0	0.00%		
				0 25 50 75 100	Question
<b>Response Rate</b>	<b>Mean</b>	<b>STD</b>			
10/51 (19.61%)	3.40	0.70			






9 - Were you a Community or Junior college transfer?					
Response Option	Weight	Frequency	Percent	Percent Responses	Means
Yes	(1)	6	60.00%		
No	(2)	4	40.00%		
				0 25 50 75 100	
<b>Response Rate</b>					
10/51 (19.61%)					





10 - Instruction in courses -					
Response Option	Weight	Frequency	Percent	Percent Responses	Means
Excellent	(4)	4	40.00%		3.40
Good	(3)	6	60.00%		
Fair	(2)	0	0.00%		
Poor	(1)	0	0.00%		
				0 25 50 75 100	Question
<b>Response Rate</b>	<b>Mean</b>	<b>STD</b>			
10/51 (19.61%)	3.40	0.52			



**William Carey University**  
**Graduate Follow-Up Survey 2019-Biology**

11 - Accessibility of instructors-						
Response Option	Weight	Frequency	Percent	Percent Responses	Means	
Excellent	(4)	7	70.00%		 3.50	
Good	(3)	1	10.00%			
Fair	(2)	2	20.00%			
Poor	(1)	0	0.00%			
				0 25 50 75 100	Question	
Response Rate	Mean	STD				
10/51 (19.61%)	3.50	0.85				

12 - Quality of career counseling-						
Response Option	Weight	Frequency	Percent	Percent Responses	Means	
Excellent	(4)	4	40.00%		 2.90	
Good	(3)	2	20.00%			
Fair	(2)	3	30.00%			
Poor	(1)	1	10.00%			
				0 25 50 75 100	Question	
Response Rate	Mean	STD				
10/51 (19.61%)	2.90	1.10				

13 - Overall academic degree program -						
Response Option	Weight	Frequency	Percent	Percent Responses	Means	
Excellent	(4)	5	50.00%		 3.30	
Good	(3)	3	30.00%			
Fair	(2)	2	20.00%			
Poor	(1)	0	0.00%			
				0 25 50 75 100	Question	
Response Rate	Mean	STD				
10/51 (19.61%)	3.30	0.82				

**William Carey University**  
**Graduate Follow-Up Survey 2019-Business Administration**

1 - I am presently an active member of a church								
Response Option	Weight	Frequency	Percent	Percent Responses		Means		
Yes	(1)	8	72.73%					
No	(2)	3	27.27%					
				0	25	50	75	100
<b>Response Rate</b>								
11/68 (16.18%)								

2 - Type of Employer:								
Response Option	Weight	Frequency	Percent	Percent Responses		Means		
Private	(5)	6	75.00%					
Military	(4)	0	0.00%					
Educational	(3)	1	12.50%					
Federal/State	(2)	1	12.50%					
Church	(1)	0	0.00%					
				0	25	50	75	100
<b>Response Rate</b>								
8/68 (11.76%)								

3 - Job preparation received at William Carey University:								
Response Option	Weight	Frequency	Percent	Percent Responses		Means		
Excellent	(4)	2	20.00%			2.60		
Good	(3)	4	40.00%					
Fair	(2)	2	20.00%					
Inadequate	(1)	2	20.00%					
				0	25	50	75	100
<b>Response Rate</b>	<b>Mean</b>	<b>STD</b>					Question	
10/68 (14.71%)	2.60	1.07						

4 - Are you:								
Response Option	Weight	Frequency	Percent	Percent Responses		Means		
Presently enrolled in a graduate program	(1)	1	9.09%			2.91		
Plan to enroll in the near future	(2)	3	27.27%					
Plan to enroll in the next five years	(3)	3	27.27%					
Do not plan to ever enroll in a graduate program	(4)	4	36.36%					
Plan to pursue a military career	(5)	0	0.00%					
				0	25	50	75	100
<b>Response Rate</b>	<b>Mean</b>	<b>STD</b>					Question	
11/68 (16.18%)	2.91	1.04						

5 - Employment Status:								
Response Option	Weight	Frequency	Percent	Percent Responses		Means		
Full-Time in a related field	(1)	6	60.00%			2.00		
Full-time in unrelated field	(2)	1	10.00%					
Part-time in a related field	(3)	0	0.00%					
Part-time in unrelated field	(4)	3	30.00%					
				0	25	50	75	100
<b>Response Rate</b>	<b>Mean</b>	<b>STD</b>					Question	
10/68 (14.71%)	2.00	1.41						

**William Carey University**  
**Graduate Follow-Up Survey 2019-Business Administration**

6 - Unemployed Status:						
Response Option	Weight	Frequency	Percent	Percent Responses	Means	
Unemployed and not seeking employment	(1)	0	0.00%		2.00	
Unemployed and seeking employment	(2)	3	37.50%			
Retired	(3)	0	0.00%			
Not Applicable	(0)	5	62.50%			
				0 25 50 75 100	Question	
Response Rate	Mean	STD				
8/68 (11.76%)	2.00	0.00				





7 - Do you recommend William Carey University to individuals seeking programs similar to the one you completed?						
Response Option	Weight	Frequency	Percent	Percent Responses	Means	
Yes	(1)	9	81.82%		1.18	
No	(2)	2	18.18%			
				0 25 50 75 100	Question	
Response Rate	Mean	STD				
11/68 (16.18%)	1.18	0.40				






8 - Approximate GPA?						
Response Option	Weight	Frequency	Percent	Percent Responses	Means	
3.5-4.0	(4)	3	27.27%		2.36	
3.0-3.5	(3)	0	0.00%			
2.5-3.0	(2)	6	54.55%			
2.0-2.5	(1)	2	18.18%			
				0 25 50 75 100	Question	
Response Rate	Mean	STD				
11/68 (16.18%)	2.36	1.12				






9 - Were you a Community or Junior college transfer?						
Response Option	Weight	Frequency	Percent	Percent Responses	Means	
Yes	(1)	5	45.45%			
No	(2)	6	54.55%			
				0 25 50 75 100	Question	
Response Rate						
11/68 (16.18%)						

10 - Instruction in courses -						
Response Option	Weight	Frequency	Percent	Percent Responses	Means	
Excellent	(4)	5	45.45%		3.36	
Good	(3)	5	45.45%			
Fair	(2)	1	9.09%			
Poor	(1)	0	0.00%			
				0 25 50 75 100	Question	
Response Rate	Mean	STD				
11/68 (16.18%)	3.36	0.67				

**William Carey University**  
**Graduate Follow-Up Survey 2019-Business Administration**

11 - Accessibility of instructors-						
Response Option	Weight	Frequency	Percent	Percent Responses	Means	
Excellent	(4)	5	45.45%			
Good	(3)	5	45.45%			
Fair	(2)	1	9.09%			
Poor	(1)	0	0.00%			
				0 25 50 75 100	Question	
Response Rate	Mean	STD				
11/68 (16.18%)	3.36	0.67				

12 - Quality of career counseling-						
Response Option	Weight	Frequency	Percent	Percent Responses	Means	
Excellent	(4)	4	36.36%			
Good	(3)	1	9.09%			
Fair	(2)	3	27.27%			
Poor	(1)	3	27.27%			
				0 25 50 75 100	Question	
Response Rate	Mean	STD				
11/68 (16.18%)	2.55	1.29				

13 - Overall academic degree program -						
Response Option	Weight	Frequency	Percent	Percent Responses	Means	
Excellent	(4)	4	36.36%			
Good	(3)	3	27.27%			
Fair	(2)	3	27.27%			
Poor	(1)	1	9.09%			
				0 25 50 75 100	Question	
Response Rate	Mean	STD				
11/68 (16.18%)	2.91	1.04				

**William Carey University**  
**Graduate Follow-Up Survey 2019-Chemistry**

1 - I am presently an active member of a church								
Response Option	Weight	Frequency	Percent	Percent Responses		Means		
Yes	(1)	1	100.00%					
No	(2)	0	0.00%					
				0	25	50	75	100
<b>Response Rate</b>								
1/4 (25%)								

2 - Type of Employer:								
Response Option	Weight	Frequency	Percent	Percent Responses		Means		
Private	(5)	0	0.00%					
Military	(4)	0	0.00%					
Educational	(3)	1	100.00%					
Federal/State	(2)	0	0.00%					
Church	(1)	0	0.00%					
				0	25	50	75	100
<b>Response Rate</b>								
1/4 (25%)								

3 - Job preparation received at William Carey University:								
Response Option	Weight	Frequency	Percent	Percent Responses		Means		
Excellent	(4)	1	100.00%			4.00		
Good	(3)	0	0.00%					
Fair	(2)	0	0.00%					
Inadequate	(1)	0	0.00%					
				0	25	50	75	100
<b>Response Rate</b>	<b>Mean</b>	<b>STD</b>						
1/4 (25%)	4.00	0.00	Question					

4 - Are you:								
Response Option	Weight	Frequency	Percent	Percent Responses		Means		
Presently enrolled in a graduate program	(1)	0	0.00%			2.00		
Plan to enroll in the near future	(2)	1	100.00%					
Plan to enroll in the next five years	(3)	0	0.00%					
Do not plan to ever enroll in a graduate program	(4)	0	0.00%					
Plan to pursue a military career	(5)	0	0.00%					
				0	25	50	75	100
<b>Response Rate</b>	<b>Mean</b>	<b>STD</b>						
1/4 (25%)	2.00	0.00	Question					

5 - Employment Status:								
Response Option	Weight	Frequency	Percent	Percent Responses		Means		
Full-Time in a related field	(1)	1	100.00%			1.00		
Full-time in unrelated field	(2)	0	0.00%					
Part-time in a related field	(3)	0	0.00%					
Part-time in unrelated field	(4)	0	0.00%					
				0	25	50	75	100
<b>Response Rate</b>	<b>Mean</b>	<b>STD</b>						
1/4 (25%)	1.00	0.00	Question					

**William Carey University**  
**Graduate Follow-Up Survey 2019-Chemistry**

6 - Unemployed Status:						
Response Option	Weight	Frequency	Percent	Percent Responses	Means	
Unemployed and not seeking employment	(1)	0	0.00%			
Unemployed and seeking employment	(2)	0	0.00%			
Retired	(3)	0	0.00%			
Not Applicable	(0)	1	100.00%			
				0 25 50 75 100		
Response Rate	Mean	STD				
1/4 (25%)	0.00	0.00				

7 - Do you recommend William Carey University to individuals seeking programs similar to the one you completed?						
Response Option	Weight	Frequency	Percent	Percent Responses	Means	
Yes	(1)	1	100.00%		1.00	
No	(2)	0	0.00%			
				0 25 50 75 100	Question	
Response Rate	Mean	STD				
1/4 (25%)	1.00	0.00				

8 - Approximate GPA?						
Response Option	Weight	Frequency	Percent	Percent Responses	Means	
3.5-4.0	(4)	1	100.00%		4.00	
3.0-3.5	(3)	0	0.00%			
2.5-3.0	(2)	0	0.00%			
2.0-2.5	(1)	0	0.00%			
				0 25 50 75 100	Question	
Response Rate	Mean	STD				
1/4 (25%)	4.00	0.00				

9 - Were you a Community or Junior college transfer?						
Response Option	Weight	Frequency	Percent	Percent Responses	Means	
Yes	(1)	0	0.00%			
No	(2)	1	100.00%			
				0 25 50 75 100		
Response Rate	Mean	STD				
1/4 (25%)						

10 - Instruction in courses -						
Response Option	Weight	Frequency	Percent	Percent Responses	Means	
Excellent	(4)	1	100.00%		4.00	
Good	(3)	0	0.00%			
Fair	(2)	0	0.00%			
Poor	(1)	0	0.00%			
				0 25 50 75 100	Question	
Response Rate	Mean	STD				
1/4 (25%)	4.00	0.00				

William Carey University  
 Graduate Follow-Up Survey 2019-Chemistry

11 - Accessibility of instructors-									
Response Option	Weight	Frequency	Percent	Percent Responses		Means			
Excellent	(4)	1	100.00%			4.00			
Good	(3)	0	0.00%						
Fair	(2)	0	0.00%						
Poor	(1)	0	0.00%						
				0	25	50	75	100	Question
Response Rate	Mean	STD							
1/4 (25%)	4.00	0.00							

12 - Quality of career counseling-									
Response Option	Weight	Frequency	Percent	Percent Responses		Means			
Excellent	(4)	0	0.00%			3.00			
Good	(3)	1	100.00%						
Fair	(2)	0	0.00%						
Poor	(1)	0	0.00%						
				0	25	50	75	100	Question
Response Rate	Mean	STD							
1/4 (25%)	3.00	0.00							

13 - Overall academic degree program -									
Response Option	Weight	Frequency	Percent	Percent Responses		Means			
Excellent	(4)	0	0.00%			3.00			
Good	(3)	1	100.00%						
Fair	(2)	0	0.00%						
Poor	(1)	0	0.00%						
				0	25	50	75	100	Question
Response Rate	Mean	STD							
1/4 (25%)	3.00	0.00							

**William Carey University**  
**Graduate Follow-Up Survey 2019-Church Music**

1 - I am presently an active member of a church								
Response Option	Weight	Frequency	Percent	Percent Responses		Means		
Yes	(1)	1	100.00%					
No	(2)	0	0.00%					
				0	25	50	75	100
<b>Response Rate</b>								
1/7 (14.29%)								

2 - Type of Employer:								
Response Option	Weight	Frequency	Percent	Percent Responses		Means		
Private	(5)	0	0.00%					
Military	(4)	0	0.00%					
Educational	(3)	0	0.00%					
Federal/State	(2)	0	0.00%					
Church	(1)	1	100.00%					
				0	25	50	75	100
<b>Response Rate</b>								
1/7 (14.29%)								

3 - Job preparation received at William Carey University:								
Response Option	Weight	Frequency	Percent	Percent Responses		Means		
Excellent	(4)	0	0.00%			2.00		
Good	(3)	0	0.00%					
Fair	(2)	1	100.00%					
Inadequate	(1)	0	0.00%					
				0	25	50	75	100
<b>Response Rate</b>	<b>Mean</b>	<b>STD</b>						
1/7 (14.29%)	2.00	0.00	Question					

4 - Are you:								
Response Option	Weight	Frequency	Percent	Percent Responses		Means		
Presently enrolled in a graduate program	(1)	1	100.00%			1.00		
Plan to enroll in the near future	(2)	0	0.00%					
Plan to enroll in the next five years	(3)	0	0.00%					
Do not plan to ever enroll in a graduate program	(4)	0	0.00%					
Plan to pursue a military career	(5)	0	0.00%					
				0	25	50	75	100
<b>Response Rate</b>	<b>Mean</b>	<b>STD</b>						
1/7 (14.29%)	1.00	0.00	Question					

5 - Employment Status:								
Response Option	Weight	Frequency	Percent	Percent Responses		Means		
Full-Time in a related field	(1)	1	100.00%			1.00		
Full-time in unrelated field	(2)	0	0.00%					
Part-time in a related field	(3)	0	0.00%					
Part-time in unrelated field	(4)	0	0.00%					
				0	25	50	75	100
<b>Response Rate</b>	<b>Mean</b>	<b>STD</b>						
1/7 (14.29%)	1.00	0.00	Question					



**William Carey University**  
**Graduate Follow-Up Survey 2019-Church Music**

6 - Unemployed Status:								
Response Option	Weight	Frequency	Percent	Percent Responses		Means		
Unemployed and not seeking employment	(1)	0	0.00%					
Unemployed and seeking employment	(2)	0	0.00%					
Retired	(3)	0	0.00%					
Not Applicable	(0)	1	100.00%					
				0	25	50	75	100
Response Rate	Mean	STD						
1/7 (14.29%)	0.00	0.00						


7 - Do you recommend William Carey University to individuals seeking programs similar to the one you completed?								
Response Option	Weight	Frequency	Percent	Percent Responses		Means		
Yes	(1)	1	100.00%			1.00		
No	(2)	0	0.00%					
				0	25	50	75	100
Response Rate	Mean	STD						
1/7 (14.29%)	1.00	0.00						


8 - Approximate GPA?								
Response Option	Weight	Frequency	Percent	Percent Responses		Means		
3.5-4.0	(4)	1	100.00%			4.00		
3.0-3.5	(3)	0	0.00%					
2.5-3.0	(2)	0	0.00%					
2.0-2.5	(1)	0	0.00%					
				0	25	50	75	100
Response Rate	Mean	STD						
1/7 (14.29%)	4.00	0.00						


9 - Were you a Community or Junior college transfer?								
Response Option	Weight	Frequency	Percent	Percent Responses		Means		
Yes	(1)	1	100.00%					
No	(2)	0	0.00%					
				0	25	50	75	100
Response Rate	Mean	STD						
1/7 (14.29%)								

10 - Instruction in courses -								
Response Option	Weight	Frequency	Percent	Percent Responses		Means		
Excellent	(4)	0	0.00%			3.00		
Good	(3)	1	100.00%					
Fair	(2)	0	0.00%					
Poor	(1)	0	0.00%					
				0	25	50	75	100
Response Rate	Mean	STD						
1/7 (14.29%)	3.00	0.00						

**William Carey University**  
**Graduate Follow-Up Survey 2019-Church Music**

11 - Accessibility of instructors-									
Response Option	Weight	Frequency	Percent	Percent Responses		Means			
Excellent	(4)	0	0.00%			3.00			
Good	(3)	1	100.00%						
Fair	(2)	0	0.00%						
Poor	(1)	0	0.00%						
				0	25	50	75	100	Question
Response Rate	Mean	STD							
1/7 (14.29%)	3.00	0.00							

12 - Quality of career counseling-									
Response Option	Weight	Frequency	Percent	Percent Responses		Means			
Excellent	(4)	0	0.00%			1.00			
Good	(3)	0	0.00%						
Fair	(2)	0	0.00%						
Poor	(1)	1	100.00%						
				0	25	50	75	100	Question
Response Rate	Mean	STD							
1/7 (14.29%)	1.00	0.00							

13 - Overall academic degree program -									
Response Option	Weight	Frequency	Percent	Percent Responses		Means			
Excellent	(4)	0	0.00%			2.00			
Good	(3)	0	0.00%						
Fair	(2)	1	100.00%						
Poor	(1)	0	0.00%						
				0	25	50	75	100	Question
Response Rate	Mean	STD							
1/7 (14.29%)	2.00	0.00							

**William Carey University**  
**Graduate Follow-Up Survey 2019-Criminal Justice**

1 - I am presently an active member of a church								
Response Option	Weight	Frequency	Percent	Percent Responses		Means		
Yes	(1)	3	60.00%					
No	(2)	2	40.00%					
				0	25	50	75	100
<b>Response Rate</b>								
5/17 (29.41%)								

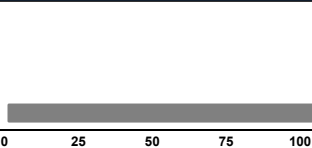
2 - Type of Employer:								
Response Option	Weight	Frequency	Percent	Percent Responses		Means		
Private	(5)	1	25.00%					
Military	(4)	0	0.00%					
Educational	(3)	0	0.00%					
Federal/State	(2)	3	75.00%					
Church	(1)	0	0.00%					
				0	25	50	75	100
<b>Response Rate</b>								
4/17 (23.53%)								


3 - Job preparation received at William Carey University:								
Response Option	Weight	Frequency	Percent	Percent Responses		Means		
Excellent	(4)	1	20.00%			2.40		
Good	(3)	1	20.00%					
Fair	(2)	2	40.00%					
Inadequate	(1)	1	20.00%					
				0	25	50	75	100
<b>Response Rate</b>	<b>Mean</b>	<b>STD</b>						
5/17 (29.41%)	2.40	1.14						

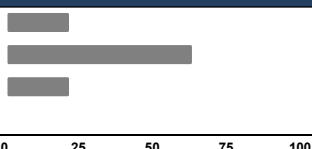
4 - Are you:								
Response Option	Weight	Frequency	Percent	Percent Responses		Means		
Presently enrolled in a graduate program	(1)	3	60.00%			1.40		
Plan to enroll in the near future	(2)	2	40.00%					
Plan to enroll in the next five years	(3)	0	0.00%					
Do not plan to ever enroll in a graduate program	(4)	0	0.00%					
Plan to pursue a military career	(5)	0	0.00%					
				0	25	50	75	100
<b>Response Rate</b>	<b>Mean</b>	<b>STD</b>						
5/17 (29.41%)	1.40	0.55						


5 - Employment Status:								
Response Option	Weight	Frequency	Percent	Percent Responses		Means		
Full-Time in a related field	(1)	4	80.00%			1.20		
Full-time in unrelated field	(2)	1	20.00%					
Part-time in a related field	(3)	0	0.00%					
Part-time in unrelated field	(4)	0	0.00%					
				0	25	50	75	100
<b>Response Rate</b>	<b>Mean</b>	<b>STD</b>						
5/17 (29.41%)	1.20	0.45						

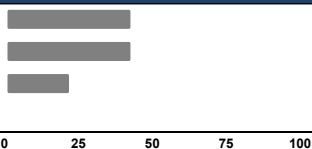
**William Carey University**  
**Graduate Follow-Up Survey 2019-Criminal Justice**

6 - Unemployed Status:						
Response Option	Weight	Frequency	Percent	Percent Responses	Means	
Unemployed and not seeking employment	(1)	0	0.00%			
Unemployed and seeking employment	(2)	0	0.00%			
Retired	(3)	0	0.00%			
Not Applicable	(0)	4	100.00%			
				0 25 50 75 100		
Response Rate	Mean	STD				
4/17 (23.53%)	0.00	0.00				

7 - Do you recommend William Carey University to individuals seeking programs similar to the one you completed?						
Response Option	Weight	Frequency	Percent	Percent Responses	Means	
Yes	(1)	3	60.00%		1.40	
No	(2)	2	40.00%			
				0 25 50 75 100	Question	
Response Rate	Mean	STD				
5/17 (29.41%)	1.40	0.55				

8 - Approximate GPA?						
Response Option	Weight	Frequency	Percent	Percent Responses	Means	
3.5-4.0	(4)	1	20.00%		3.00	
3.0-3.5	(3)	3	60.00%			
2.5-3.0	(2)	1	20.00%			
2.0-2.5	(1)	0	0.00%			
				0 25 50 75 100	Question	
Response Rate	Mean	STD				
5/17 (29.41%)	3.00	0.71				

9 - Were you a Community or Junior college transfer?						
Response Option	Weight	Frequency	Percent	Percent Responses	Means	
Yes	(1)	4	80.00%			
No	(2)	1	20.00%			
				0 25 50 75 100		
Response Rate	Mean	STD				
5/17 (29.41%)						

10 - Instruction in courses -						
Response Option	Weight	Frequency	Percent	Percent Responses	Means	
Excellent	(4)	2	40.00%		3.20	
Good	(3)	2	40.00%			
Fair	(2)	1	20.00%			
Poor	(1)	0	0.00%			
				0 25 50 75 100	Question	
Response Rate	Mean	STD				
5/17 (29.41%)	3.20	0.84				

**William Carey University**  
**Graduate Follow-Up Survey 2019-Criminal Justice**

11 - Accessibility of instructors-									
Response Option	Weight	Frequency	Percent	Percent Responses		Means			
Excellent	(4)	3	60.00%			3.20			
Good	(3)	0	0.00%						
Fair	(2)	2	40.00%						
Poor	(1)	0	0.00%						
				0	25	50	75	100	Question
Response Rate	Mean	STD							
5/17 (29.41%)	3.20	1.10							

12 - Quality of career counseling-									
Response Option	Weight	Frequency	Percent	Percent Responses		Means			
Excellent	(4)	0	0.00%			2.25			
Good	(3)	2	50.00%						
Fair	(2)	1	25.00%						
Poor	(1)	1	25.00%						
				0	25	50	75	100	Question
Response Rate	Mean	STD							
4/17 (23.53%)	2.25	0.96							

13 - Overall academic degree program -									
Response Option	Weight	Frequency	Percent	Percent Responses		Means			
Excellent	(4)	2	40.00%			3.00			
Good	(3)	2	40.00%						
Fair	(2)	0	0.00%						
Poor	(1)	1	20.00%						
				0	25	50	75	100	Question
Response Rate	Mean	STD							
5/17 (29.41%)	3.00	1.22							

**William Carey University**  
**Graduate Follow-Up Survey 2019-Cross Cultural Business Management**

1 - I am presently an active member of a church								
Response Option	Weight	Frequency	Percent	Percent Responses		Means		
Yes	(1)	3	100.00%					
No	(2)	0	0.00%					
				0	25	50	75	100
<b>Response Rate</b>								
3/4 (75%)								

2 - Type of Employer:								
Response Option	Weight	Frequency	Percent	Percent Responses		Means		
Private	(5)	1	33.33%					
Military	(4)	0	0.00%					
Educational	(3)	2	66.67%					
Federal/State	(2)	0	0.00%					
Church	(1)	0	0.00%					
				0	25	50	75	100
<b>Response Rate</b>								
3/4 (75%)								

3 - Job preparation received at William Carey University:								
Response Option	Weight	Frequency	Percent	Percent Responses		Means		
Excellent	(4)	2	66.67%			3.33		
Good	(3)	0	0.00%					
Fair	(2)	1	33.33%					
Inadequate	(1)	0	0.00%					
				0	25	50	75	100
<b>Response Rate</b>	<b>Mean</b>	<b>STD</b>						
3/4 (75%)	3.33	1.15						

4 - Are you:								
Response Option	Weight	Frequency	Percent	Percent Responses		Means		
Presently enrolled in a graduate program	(1)	2	66.67%			2.00		
Plan to enroll in the near future	(2)	0	0.00%					
Plan to enroll in the next five years	(3)	0	0.00%					
Do not plan to ever enroll in a graduate program	(4)	1	33.33%					
Plan to pursue a military career	(5)	0	0.00%					
				0	25	50	75	100
<b>Response Rate</b>	<b>Mean</b>	<b>STD</b>						
3/4 (75%)	2.00	1.73						

5 - Employment Status:								
Response Option	Weight	Frequency	Percent	Percent Responses		Means		
Full-Time in a related field	(1)	1	33.33%			2.67		
Full-time in unrelated field	(2)	0	0.00%					
Part-time in a related field	(3)	1	33.33%					
Part-time in unrelated field	(4)	1	33.33%					
				0	25	50	75	100
<b>Response Rate</b>	<b>Mean</b>	<b>STD</b>						
3/4 (75%)	2.67	1.53						

**William Carey University**  
**Graduate Follow-Up Survey 2019-Cross Cultural Business Management**

6 - Unemployed Status:								
Response Option	Weight	Frequency	Percent	Percent Responses		Means		
Unemployed and not seeking employment	(1)	0	0.00%					
Unemployed and seeking employment	(2)	0	0.00%					
Retired	(3)	0	0.00%					
Not Applicable	(0)	3	100.00%					
				0	25	50	75	100
Response Rate	Mean	STD						
3/4 (75%)	0.00	0.00						

7 - Do you recommend William Carey University to individuals seeking programs similar to the one you completed?								
Response Option	Weight	Frequency	Percent	Percent Responses		Means		
Yes	(1)	3	100.00%			1.00		
No	(2)	0	0.00%					
				0	25	50	75	100
Response Rate	Mean	STD						
3/4 (75%)	1.00	0.00						

8 - Approximate GPA?								
Response Option	Weight	Frequency	Percent	Percent Responses		Means		
3.5-4.0	(4)	2	66.67%			3.67		
3.0-3.5	(3)	1	33.33%					
2.5-3.0	(2)	0	0.00%					
2.0-2.5	(1)	0	0.00%					
				0	25	50	75	100
Response Rate	Mean	STD						
3/4 (75%)	3.67	0.58						

9 - Were you a Community or Junior college transfer?								
Response Option	Weight	Frequency	Percent	Percent Responses		Means		
Yes	(1)	0	0.00%					
No	(2)	3	100.00%					
				0	25	50	75	100
Response Rate	Mean	STD						
3/4 (75%)								

10 - Instruction in courses -								
Response Option	Weight	Frequency	Percent	Percent Responses		Means		
Excellent	(4)	1	33.33%			3.33		
Good	(3)	2	66.67%					
Fair	(2)	0	0.00%					
Poor	(1)	0	0.00%					
				0	25	50	75	100
Response Rate	Mean	STD						
3/4 (75%)	3.33	0.58						

**William Carey University**  
**Graduate Follow-Up Survey 2019-Cross Cultural Business Management**

11 - Accessibility of instructors-									
Response Option	Weight	Frequency	Percent	Percent Responses		Means			
Excellent	(4)	3	100.00%			4.00			
Good	(3)	0	0.00%						
Fair	(2)	0	0.00%						
Poor	(1)	0	0.00%						
				0	25	50	75	100	Question
Response Rate	Mean	STD							
3/4 (75%)	4.00	0.00							

12 - Quality of career counseling-									
Response Option	Weight	Frequency	Percent	Percent Responses		Means			
Excellent	(4)	1	33.33%			3.00			
Good	(3)	1	33.33%						
Fair	(2)	1	33.33%						
Poor	(1)	0	0.00%						
				0	25	50	75	100	Question
Response Rate	Mean	STD							
3/4 (75%)	3.00	1.00							

13 - Overall academic degree program -									
Response Option	Weight	Frequency	Percent	Percent Responses		Means			
Excellent	(4)	2	66.67%			3.67			
Good	(3)	1	33.33%						
Fair	(2)	0	0.00%						
Poor	(1)	0	0.00%						
				0	25	50	75	100	Question
Response Rate	Mean	STD							
3/4 (75%)	3.67	0.58							



**William Carey University**  
**Graduate Follow-Up Survey 2019-Elementary Education**

1 - I am presently an active member of a church								
Response Option	Weight	Frequency	Percent	Percent Responses		Means		
Yes	(1)	5	100.00%					
No	(2)	0	0.00%					
				0	25	50	75	100
<b>Response Rate</b>								
5/36 (13.89%)								

2 - Type of Employer:								
Response Option	Weight	Frequency	Percent	Percent Responses		Means		
Private	(5)	0	0.00%					
Military	(4)	0	0.00%					
Educational	(3)	4	80.00%					
Federal/State	(2)	1	20.00%					
Church	(1)	0	0.00%					
				0	25	50	75	100
<b>Response Rate</b>								
5/36 (13.89%)								

3 - Job preparation received at William Carey University:								
Response Option	Weight	Frequency	Percent	Percent Responses		Means		
Excellent	(4)	3	60.00%			3.60		
Good	(3)	2	40.00%					
Fair	(2)	0	0.00%					
Inadequate	(1)	0	0.00%					
				0	25	50	75	100
<b>Response Rate</b>	<b>Mean</b>	<b>STD</b>						
5/36 (13.89%)	3.60	0.55						

4 - Are you:								
Response Option	Weight	Frequency	Percent	Percent Responses		Means		
Presently enrolled in a graduate program	(1)	4	80.00%			1.40		
Plan to enroll in the near future	(2)	0	0.00%					
Plan to enroll in the next five years	(3)	1	20.00%					
Do not plan to ever enroll in a graduate program	(4)	0	0.00%					
Plan to pursue a military career	(5)	0	0.00%					
				0	25	50	75	100
<b>Response Rate</b>	<b>Mean</b>	<b>STD</b>						
5/36 (13.89%)	1.40	0.89						

5 - Employment Status:								
Response Option	Weight	Frequency	Percent	Percent Responses		Means		
Full-Time in a related field	(1)	5	100.00%			1.00		
Full-time in unrelated field	(2)	0	0.00%					
Part-time in a related field	(3)	0	0.00%					
Part-time in unrelated field	(4)	0	0.00%					
				0	25	50	75	100
<b>Response Rate</b>	<b>Mean</b>	<b>STD</b>						
5/36 (13.89%)	1.00	0.00						

**William Carey University**  
**Graduate Follow-Up Survey 2019-Elementary Education**

6 - Unemployed Status:									
Response Option	Weight	Frequency	Percent	Percent Responses		Means			
Unemployed and not seeking employment	(1)	0	0.00%						
Unemployed and seeking employment	(2)	0	0.00%						
Retired	(3)	0	0.00%						
Not Applicable	(0)	5	100.00%						
				0	25	50	75	100	
Response Rate	Mean	STD							
5/36 (13.89%)	0.00	0.00							




7 - Do you recommend William Carey University to individuals seeking programs similar to the one you completed?									
Response Option	Weight	Frequency	Percent	Percent Responses		Means			
Yes	(1)	5	100.00%			1.00			
No	(2)	0	0.00%						
				0	25	50	75	100	Question
Response Rate	Mean	STD							
5/36 (13.89%)	1.00	0.00							




8 - Approximate GPA?									
Response Option	Weight	Frequency	Percent	Percent Responses		Means			
3.5-4.0	(4)	4	80.00%			3.80			
3.0-3.5	(3)	1	20.00%						
2.5-3.0	(2)	0	0.00%						
2.0-2.5	(1)	0	0.00%						
				0	25	50	75	100	Question
Response Rate	Mean	STD							
5/36 (13.89%)	3.80	0.45							




9 - Were you a Community or Junior college transfer?									
Response Option	Weight	Frequency	Percent	Percent Responses		Means			
Yes	(1)	1	20.00%						
No	(2)	4	80.00%						
				0	25	50	75	100	
Response Rate	Mean	STD							
5/36 (13.89%)									

10 - Instruction in courses -									
Response Option	Weight	Frequency	Percent	Percent Responses		Means			
Excellent	(4)	3	60.00%			3.60			
Good	(3)	2	40.00%						
Fair	(2)	0	0.00%						
Poor	(1)	0	0.00%						
				0	25	50	75	100	Question
Response Rate	Mean	STD							
5/36 (13.89%)	3.60	0.55							

**William Carey University**  
**Graduate Follow-Up Survey 2019-Elementary Education**

11 - Accessibility of instructors-						
Response Option	Weight	Frequency	Percent	Percent Responses	Means	
Excellent	(4)	4	80.00%			
Good	(3)	1	20.00%			
Fair	(2)	0	0.00%			
Poor	(1)	0	0.00%			
				0 25 50 75 100	Question	
Response Rate	Mean	STD				
5/36 (13.89%)	3.80	0.45				

12 - Quality of career counseling-						
Response Option	Weight	Frequency	Percent	Percent Responses	Means	
Excellent	(4)	3	60.00%			
Good	(3)	2	40.00%			
Fair	(2)	0	0.00%			
Poor	(1)	0	0.00%			
				0 25 50 75 100	Question	
Response Rate	Mean	STD				
5/36 (13.89%)	3.60	0.55				

13 - Overall academic degree program -						
Response Option	Weight	Frequency	Percent	Percent Responses	Means	
Excellent	(4)	4	80.00%			
Good	(3)	1	20.00%			
Fair	(2)	0	0.00%			
Poor	(1)	0	0.00%			
				0 25 50 75 100	Question	
Response Rate	Mean	STD				
5/36 (13.89%)	3.80	0.45				

**William Carey University**  
**Graduate Follow-Up Survey 2019-English**

1 - I am presently an active member of a church								
Response Option	Weight	Frequency	Percent	Percent Responses		Means		
Yes	(1)	4	66.67%					
No	(2)	2	33.33%					
				0	25	50	75	100
<b>Response Rate</b>								
6/26 (23.08%)								

2 - Type of Employer:								
Response Option	Weight	Frequency	Percent	Percent Responses		Means		
Private	(5)	0	0.00%					
Military	(4)	0	0.00%					
Educational	(3)	5	100.00%					
Federal/State	(2)	0	0.00%					
Church	(1)	0	0.00%					
				0	25	50	75	100
<b>Response Rate</b>								
5/26 (19.23%)								

3 - Job preparation received at William Carey University:								
Response Option	Weight	Frequency	Percent	Percent Responses		Means		
Excellent	(4)	4	66.67%			3.67		
Good	(3)	2	33.33%					
Fair	(2)	0	0.00%					
Inadequate	(1)	0	0.00%					
				0	25	50	75	100
<b>Response Rate</b>	<b>Mean</b>	<b>STD</b>						
6/26 (23.08%)	3.67	0.52						

4 - Are you:								
Response Option	Weight	Frequency	Percent	Percent Responses		Means		
Presently enrolled in a graduate program	(1)	3	50.00%			1.67		
Plan to enroll in the near future	(2)	2	33.33%					
Plan to enroll in the next five years	(3)	1	16.67%					
Do not plan to ever enroll in a graduate program	(4)	0	0.00%					
Plan to pursue a military career	(5)	0	0.00%					
				0	25	50	75	100
<b>Response Rate</b>	<b>Mean</b>	<b>STD</b>						
6/26 (23.08%)	1.67	0.82						

5 - Employment Status:								
Response Option	Weight	Frequency	Percent	Percent Responses		Means		
Full-Time in a related field	(1)	2	33.33%			1.83		
Full-time in unrelated field	(2)	3	50.00%					
Part-time in a related field	(3)	1	16.67%					
Part-time in unrelated field	(4)	0	0.00%					
				0	25	50	75	100
<b>Response Rate</b>	<b>Mean</b>	<b>STD</b>						
6/26 (23.08%)	1.83	0.75						

William Carey University  
Graduate Follow-Up Survey 2019-English

6 - Unemployed Status:					
Response Option	Weight	Frequency	Percent	Percent Responses	Means
Unemployed and not seeking employment	(1)	0	0.00%		
Unemployed and seeking employment	(2)	0	0.00%		
Retired	(3)	0	0.00%		
Not Applicable	(0)	5	100.00%		
				0 25 50 75 100	
Response Rate	Mean	STD			
5/26 (19.23%)	0.00	0.00			




7 - Do you recommend William Carey University to individuals seeking programs similar to the one you completed?					
Response Option	Weight	Frequency	Percent	Percent Responses	Means
Yes	(1)	6	100.00%		
No	(2)	0	0.00%		
				0 25 50 75 100	Question
Response Rate	Mean	STD			
6/26 (23.08%)	1.00	0.00			




8 - Approximate GPA?					
Response Option	Weight	Frequency	Percent	Percent Responses	Means
3.5-4.0	(4)	5	83.33%		
3.0-3.5	(3)	0	0.00%		
2.5-3.0	(2)	1	16.67%		
2.0-2.5	(1)	0	0.00%		
				0 25 50 75 100	Question
Response Rate	Mean	STD			
6/26 (23.08%)	3.67	0.82			




9 - Were you a Community or Junior college transfer?					
Response Option	Weight	Frequency	Percent	Percent Responses	Means
Yes	(1)	3	50.00%		
No	(2)	3	50.00%		
				0 25 50 75 100	
Response Rate	Mean	STD			
6/26 (23.08%)					

10 - Instruction in courses -					
Response Option	Weight	Frequency	Percent	Percent Responses	Means
Excellent	(4)	5	83.33%		
Good	(3)	1	16.67%		
Fair	(2)	0	0.00%		
Poor	(1)	0	0.00%		
				0 25 50 75 100	Question
Response Rate	Mean	STD			
6/26 (23.08%)	3.83	0.41			

**William Carey University**  
**Graduate Follow-Up Survey 2019-English**

11 - Accessibility of instructors-						
Response Option	Weight	Frequency	Percent	Percent Responses	Means	
Excellent	(4)	4	66.67%			
Good	(3)	2	33.33%			
Fair	(2)	0	0.00%			
Poor	(1)	0	0.00%			
				0 25 50 75 100	Question	
Response Rate	Mean	STD				
6/26 (23.08%)	3.67	0.52				

12 - Quality of career counseling-						
Response Option	Weight	Frequency	Percent	Percent Responses	Means	
Excellent	(4)	4	66.67%			
Good	(3)	2	33.33%			
Fair	(2)	0	0.00%			
Poor	(1)	0	0.00%			
				0 25 50 75 100	Question	
Response Rate	Mean	STD				
6/26 (23.08%)	3.67	0.52				

13 - Overall academic degree program -						
Response Option	Weight	Frequency	Percent	Percent Responses	Means	
Excellent	(4)	5	83.33%			
Good	(3)	1	16.67%			
Fair	(2)	0	0.00%			
Poor	(1)	0	0.00%			
				0 25 50 75 100	Question	
Response Rate	Mean	STD				
6/26 (23.08%)	3.83	0.41				

**William Carey University**  
**Graduate Follow-Up Survey 2019 -Gerontology**

1 - I am presently an active member of a church								
Response Option	Weight	Frequency	Percent	Percent Responses		Means		
Yes	(1)	2	100.00%					
No	(2)	0	0.00%					
				0	25	50	75	100
<b>Response Rate</b>								
2/2 (100%)								

2 - Type of Employer:								
Response Option	Weight	Frequency	Percent	Percent Responses		Means		
Private	(5)	0	0.00%					
Military	(4)	0	0.00%					
Educational	(3)	0	0.00%					
Federal/State	(2)	2	100.00%					
Church	(1)	0	0.00%					
				0	25	50	75	100
<b>Response Rate</b>								
2/2 (100%)								

3 - Job preparation received at William Carey University:								
Response Option	Weight	Frequency	Percent	Percent Responses		Means		
Excellent	(4)	0	0.00%			3.00		
Good	(3)	2	100.00%					
Fair	(2)	0	0.00%					
Inadequate	(1)	0	0.00%					
				0	25	50	75	100
<b>Response Rate</b>	<b>Mean</b>	<b>STD</b>						
2/2 (100%)	3.00	0.00						

4 - Are you:								
Response Option	Weight	Frequency	Percent	Percent Responses		Means		
Presently enrolled in a graduate program	(1)	1	50.00%			1.50		
Plan to enroll in the near future	(2)	1	50.00%					
Plan to enroll in the next five years	(3)	0	0.00%					
Do not plan to ever enroll in a graduate program	(4)	0	0.00%					
Plan to pursue a military career	(5)	0	0.00%					
				0	25	50	75	100
<b>Response Rate</b>	<b>Mean</b>	<b>STD</b>						
2/2 (100%)	1.50	0.71						

5 - Employment Status:								
Response Option	Weight	Frequency	Percent	Percent Responses		Means		
Full-Time in a related field	(1)	0	0.00%			2.00		
Full-time in unrelated field	(2)	2	100.00%					
Part-time in a related field	(3)	0	0.00%					
Part-time in unrelated field	(4)	0	0.00%					
				0	25	50	75	100
<b>Response Rate</b>	<b>Mean</b>	<b>STD</b>						
2/2 (100%)	2.00	0.00						

**William Carey University**  
**Graduate Follow-Up Survey 2019 -Gerontology**

6 - Unemployed Status:						
Response Option	Weight	Frequency	Percent	Percent Responses	Means	
Unemployed and not seeking employment	(1)	0	0.00%			
Unemployed and seeking employment	(2)	0	0.00%			
Retired	(3)	0	0.00%			
Not Applicable	(0)	2	100.00%			
				0 25 50 75 100		
Response Rate	Mean	STD				
2/2 (100%)	0.00	0.00				

7 - Do you recommend William Carey University to individuals seeking programs similar to the one you completed?						
Response Option	Weight	Frequency	Percent	Percent Responses	Means	
Yes	(1)	2	100.00%			
No	(2)	0	0.00%			
				0 25 50 75 100	Question	
Response Rate	Mean	STD				
2/2 (100%)	1.00	0.00				

8 - Approximate GPA?						
Response Option	Weight	Frequency	Percent	Percent Responses	Means	
3.5-4.0	(4)	0	0.00%			
3.0-3.5	(3)	0	0.00%			
2.5-3.0	(2)	2	100.00%			
2.0-2.5	(1)	0	0.00%			
				0 25 50 75 100	Question	
Response Rate	Mean	STD				
2/2 (100%)	2.00	0.00				

9 - Were you a Community or Junior college transfer?						
Response Option	Weight	Frequency	Percent	Percent Responses	Means	
Yes	(1)	1	50.00%			
No	(2)	1	50.00%			
				0 25 50 75 100		
Response Rate	Mean	STD				
2/2 (100%)						

10 - Instruction in courses -						
Response Option	Weight	Frequency	Percent	Percent Responses	Means	
Excellent	(4)	2	100.00%			
Good	(3)	0	0.00%			
Fair	(2)	0	0.00%			
Poor	(1)	0	0.00%			
				0 25 50 75 100	Question	
Response Rate	Mean	STD				
2/2 (100%)	4.00	0.00				



**William Carey University**  
**Graduate Follow-Up Survey 2019 -Gerontology**

11 - Accessibility of instructors-									
Response Option	Weight	Frequency	Percent	Percent Responses		Means			
Excellent	(4)	2	100.00%			4.00			
Good	(3)	0	0.00%						
Fair	(2)	0	0.00%						
Poor	(1)	0	0.00%						
				0	25	50	75	100	Question
Response Rate	Mean	STD							
2/2 (100%)	4.00	0.00							

12 - Quality of career counseling-									
Response Option	Weight	Frequency	Percent	Percent Responses		Means			
Excellent	(4)	1	50.00%			2.50			
Good	(3)	0	0.00%						
Fair	(2)	0	0.00%						
Poor	(1)	1	50.00%						
				0	25	50	75	100	Question
Response Rate	Mean	STD							
2/2 (100%)	2.50	2.12							

13 - Overall academic degree program -									
Response Option	Weight	Frequency	Percent	Percent Responses		Means			
Excellent	(4)	2	100.00%			4.00			
Good	(3)	0	0.00%						
Fair	(2)	0	0.00%						
Poor	(1)	0	0.00%						
				0	25	50	75	100	Question
Response Rate	Mean	STD							
2/2 (100%)	4.00	0.00							

**William Carey University**  
**Graduate Follow-Up Survey 2019-Health Administration and Education**

1 - I am presently an active member of a church								
Response Option	Weight	Frequency	Percent	Percent Responses		Means		
Yes	(1)	1	100.00%					
No	(2)	0	0.00%					
				0	25	50	75	100
Response Rate								
1/20 (5%)								

2 - Type of Employer:								
Response Option	Weight	Frequency	Percent	Percent Responses		Means		
Private	(5)	1	100.00%					
Military	(4)	0	0.00%					
Educational	(3)	0	0.00%					
Federal/State	(2)	0	0.00%					
Church	(1)	0	0.00%					
				0	25	50	75	100
Response Rate								
1/20 (5%)								

3 - Job preparation received at William Carey University:									
Response Option	Weight	Frequency	Percent	Percent Responses		Means			
Excellent	(4)	0	0.00%			3.00			
Good	(3)	1	100.00%						
Fair	(2)	0	0.00%						
Inadequate	(1)	0	0.00%						
				0	25	50	75	100	Question
Response Rate	Mean	STD							
1/20 (5%)	3.00	0.00							

4 - Are you:									
Response Option	Weight	Frequency	Percent	Percent Responses		Means			
Presently enrolled in a graduate program	(1)	0	0.00%			4.00			
Plan to enroll in the near future	(2)	0	0.00%						
Plan to enroll in the next five years	(3)	0	0.00%						
Do not plan to ever enroll in a graduate program	(4)	1	100.00%						
Plan to pursue a military career	(5)	0	0.00%						
				0	25	50	75	100	Question
Response Rate	Mean	STD							
1/20 (5%)	4.00	0.00							

5 - Employment Status:									
Response Option	Weight	Frequency	Percent	Percent Responses		Means			
Full-Time in a related field	(1)	1	100.00%			1.00			
Full-time in unrelated field	(2)	0	0.00%						
Part-time in a related field	(3)	0	0.00%						
Part-time in unrelated field	(4)	0	0.00%						
				0	25	50	75	100	Question
Response Rate	Mean	STD							
1/20 (5%)	1.00	0.00							

**William Carey University**  
**Graduate Follow-Up Survey 2019-Health Administration and Education**

6 - Unemployed Status:									
Response Option	Weight	Frequency	Percent	Percent Responses		Means			
Unemployed and not seeking employment	(1)	0	0.00%						
Unemployed and seeking employment	(2)	0	0.00%						
Retired	(3)	0	0.00%						
Not Applicable	(0)	1	100.00%						
				0	25	50	75	100	
Response Rate	Mean	STD							
1/20 (5%)	0.00	0.00							



7 - Do you recommend William Carey University to individuals seeking programs similar to the one you completed?									
Response Option	Weight	Frequency	Percent	Percent Responses		Means			
Yes	(1)	1	100.00%			1.00			
No	(2)	0	0.00%						
				0	25	50	75	100	Question
Response Rate	Mean	STD							
1/20 (5%)	1.00	0.00							



8 - Approximate GPA?									
Response Option	Weight	Frequency	Percent	Percent Responses		Means			
3.5-4.0	(4)	1	100.00%			4.00			
3.0-3.5	(3)	0	0.00%						
2.5-3.0	(2)	0	0.00%						
2.0-2.5	(1)	0	0.00%						
				0	25	50	75	100	Question
Response Rate	Mean	STD							
1/20 (5%)	4.00	0.00							



9 - Were you a Community or Junior college transfer?									
Response Option	Weight	Frequency	Percent	Percent Responses		Means			
Yes	(1)	1	100.00%						
No	(2)	0	0.00%						
				0	25	50	75	100	
Response Rate	Mean	STD							
1/20 (5%)									

10 - Instruction in courses -									
Response Option	Weight	Frequency	Percent	Percent Responses		Means			
Excellent	(4)	0	0.00%			3.00			
Good	(3)	1	100.00%						
Fair	(2)	0	0.00%						
Poor	(1)	0	0.00%						
				0	25	50	75	100	Question
Response Rate	Mean	STD							
1/20 (5%)	3.00	0.00							

**William Carey University**  
**Graduate Follow-Up Survey 2019-Health Administration and Education**

11 - Accessibility of instructors-									
Response Option	Weight	Frequency	Percent	Percent Responses		Means			
Excellent	(4)	0	0.00%			3.00 			
Good	(3)	1	100.00%						
Fair	(2)	0	0.00%						
Poor	(1)	0	0.00%						
				0	25	50	75	100	Question
Response Rate	Mean	STD							
1/20 (5%)	3.00	0.00							

12 - Quality of career counseling-									
Response Option	Weight	Frequency	Percent	Percent Responses		Means			
Excellent	(4)	0	0.00%			3.00 			
Good	(3)	1	100.00%						
Fair	(2)	0	0.00%						
Poor	(1)	0	0.00%						
				0	25	50	75	100	Question
Response Rate	Mean	STD							
1/20 (5%)	3.00	0.00							

13 - Overall academic degree program -									
Response Option	Weight	Frequency	Percent	Percent Responses		Means			
Excellent	(4)	0	0.00%			3.00 			
Good	(3)	1	100.00%						
Fair	(2)	0	0.00%						
Poor	(1)	0	0.00%						
				0	25	50	75	100	Question
Response Rate	Mean	STD							
1/20 (5%)	3.00	0.00							

**William Carey University**  
**Graduate Follow-Up Survey 2019-Health Information Management**

1 - I am presently an active member of a church								
Response Option	Weight	Frequency	Percent	Percent Responses		Means		
Yes	(1)	1	50.00%					
No	(2)	1	50.00%					
				0	25	50	75	100
<b>Response Rate</b>								
2/6 (33.33%)								

2 - Type of Employer:								
Response Option	Weight	Frequency	Percent	Percent Responses		Means		
Private	(5)	2	100.00%					
Military	(4)	0	0.00%					
Educational	(3)	0	0.00%					
Federal/State	(2)	0	0.00%					
Church	(1)	0	0.00%					
				0	25	50	75	100
<b>Response Rate</b>								
2/6 (33.33%)								

3 - Job preparation received at William Carey University:								
Response Option	Weight	Frequency	Percent	Percent Responses		Means		
Excellent	(4)	1	50.00%			3.00		
Good	(3)	0	0.00%					
Fair	(2)	1	50.00%					
Inadequate	(1)	0	0.00%					
				0	25	50	75	100
<b>Response Rate</b>	<b>Mean</b>	<b>STD</b>						
2/6 (33.33%)	3.00	1.41						

4 - Are you:								
Response Option	Weight	Frequency	Percent	Percent Responses		Means		
Presently enrolled in a graduate program	(1)	0	0.00%			2.50		
Plan to enroll in the near future	(2)	1	50.00%					
Plan to enroll in the next five years	(3)	1	50.00%					
Do not plan to ever enroll in a graduate program	(4)	0	0.00%					
Plan to pursue a military career	(5)	0	0.00%					
				0	25	50	75	100
<b>Response Rate</b>	<b>Mean</b>	<b>STD</b>						
2/6 (33.33%)	2.50	0.71						

5 - Employment Status:								
Response Option	Weight	Frequency	Percent	Percent Responses		Means		
Full-Time in a related field	(1)	1	50.00%			1.50		
Full-time in unrelated field	(2)	1	50.00%					
Part-time in a related field	(3)	0	0.00%					
Part-time in unrelated field	(4)	0	0.00%					
				0	25	50	75	100
<b>Response Rate</b>	<b>Mean</b>	<b>STD</b>						
2/6 (33.33%)	1.50	0.71						

**William Carey University**  
**Graduate Follow-Up Survey 2019-Health Information Management**

6 - Unemployed Status:					
Response Option	Weight	Frequency	Percent	Percent Responses	Means
Unemployed and not seeking employment	(1)	0	0.00%		
Unemployed and seeking employment	(2)	0	0.00%		
Retired	(3)	0	0.00%		
Not Applicable	(0)	2	100.00%		
				0 25 50 75 100	
Response Rate	Mean	STD			
2/6 (33.33%)	0.00	0.00			

7 - Do you recommend William Carey University to individuals seeking programs similar to the one you completed?					
Response Option	Weight	Frequency	Percent	Percent Responses	Means
Yes	(1)	2	100.00%		1.00
No	(2)	0	0.00%		
				0 25 50 75 100	Question
Response Rate	Mean	STD			
2/6 (33.33%)	1.00	0.00			

8 - Approximate GPA?					
Response Option	Weight	Frequency	Percent	Percent Responses	Means
3.5-4.0	(4)	1	50.00%		3.50
3.0-3.5	(3)	1	50.00%		
2.5-3.0	(2)	0	0.00%		
2.0-2.5	(1)	0	0.00%		
				0 25 50 75 100	Question
Response Rate	Mean	STD			
2/6 (33.33%)	3.50	0.71			

9 - Were you a Community or Junior college transfer?					
Response Option	Weight	Frequency	Percent	Percent Responses	Means
Yes	(1)	1	50.00%		
No	(2)	1	50.00%		
				0 25 50 75 100	
Response Rate	Mean	STD			
2/6 (33.33%)					

10 - Instruction in courses -					
Response Option	Weight	Frequency	Percent	Percent Responses	Means
Excellent	(4)	1	50.00%		3.50
Good	(3)	1	50.00%		
Fair	(2)	0	0.00%		
Poor	(1)	0	0.00%		
				0 25 50 75 100	Question
Response Rate	Mean	STD			
2/6 (33.33%)	3.50	0.71			

**William Carey University**  
**Graduate Follow-Up Survey 2019-Health Information Management**

11 - Accessibility of instructors-									
Response Option	Weight	Frequency	Percent	Percent Responses		Means			
Excellent	(4)	2	100.00%			4.00			
Good	(3)	0	0.00%						
Fair	(2)	0	0.00%						
Poor	(1)	0	0.00%						
				0	25	50	75	100	Question
Response Rate	Mean	STD							
2/6 (33.33%)	4.00	0.00							

12 - Quality of career counseling-									
Response Option	Weight	Frequency	Percent	Percent Responses		Means			
Excellent	(4)	1	50.00%			3.00			
Good	(3)	0	0.00%						
Fair	(2)	1	50.00%						
Poor	(1)	0	0.00%						
				0	25	50	75	100	Question
Response Rate	Mean	STD							
2/6 (33.33%)	3.00	1.41							

13 - Overall academic degree program -									
Response Option	Weight	Frequency	Percent	Percent Responses		Means			
Excellent	(4)	1	50.00%			3.50			
Good	(3)	1	50.00%						
Fair	(2)	0	0.00%						
Poor	(1)	0	0.00%						
				0	25	50	75	100	Question
Response Rate	Mean	STD							
2/6 (33.33%)	3.50	0.71							

**William Carey University**  
**Graduate Follow-Up Survey 2019-Health, PE and Recreation**

1 - I am presently an active member of a church								
Response Option	Weight	Frequency	Percent	Percent Responses		Means		
Yes	(1)	1	50.00%					
No	(2)	1	50.00%					
				0	25	50	75	100
<b>Response Rate</b>								
2/34 (5.88%)								

2 - Type of Employer:								
Response Option	Weight	Frequency	Percent	Percent Responses		Means		
Private	(5)	1	100.00%					
Military	(4)	0	0.00%					
Educational	(3)	0	0.00%					
Federal/State	(2)	0	0.00%					
Church	(1)	0	0.00%					
				0	25	50	75	100
<b>Response Rate</b>								
1/34 (2.94%)								

3 - Job preparation received at William Carey University:								
Response Option	Weight	Frequency	Percent	Percent Responses		Means		
Excellent	(4)	2	100.00%			4.00		
Good	(3)	0	0.00%					
Fair	(2)	0	0.00%					
Inadequate	(1)	0	0.00%					
				0	25	50	75	100
<b>Response Rate</b>	<b>Mean</b>	<b>STD</b>					Question	
2/34 (5.88%)	4.00	0.00						

4 - Are you:								
Response Option	Weight	Frequency	Percent	Percent Responses		Means		
Presently enrolled in a graduate program	(1)	1	50.00%			2.00		
Plan to enroll in the near future	(2)	0	0.00%					
Plan to enroll in the next five years	(3)	1	50.00%					
Do not plan to ever enroll in a graduate program	(4)	0	0.00%					
Plan to pursue a military career	(5)	0	0.00%					
				0	25	50	75	100
<b>Response Rate</b>	<b>Mean</b>	<b>STD</b>					Question	
2/34 (5.88%)	2.00	1.41						

5 - Employment Status:								
Response Option	Weight	Frequency	Percent	Percent Responses		Means		
Full-Time in a related field	(1)	0	0.00%			3.00		
Full-time in unrelated field	(2)	1	50.00%					
Part-time in a related field	(3)	0	0.00%					
Part-time in unrelated field	(4)	1	50.00%					
				0	25	50	75	100
<b>Response Rate</b>	<b>Mean</b>	<b>STD</b>					Question	
2/34 (5.88%)	3.00	1.41						



**William Carey University**  
**Graduate Follow-Up Survey 2019-Health, PE and Recreation**

6 - Unemployed Status:								
Response Option	Weight	Frequency	Percent	Percent Responses		Means		
Unemployed and not seeking employment	(1)	0	0.00%					
Unemployed and seeking employment	(2)	0	0.00%					
Retired	(3)	0	0.00%					
Not Applicable	(0)	1	100.00%					
				0	25	50	75	100
Response Rate	Mean	STD						
1/34 (2.94%)	0.00	0.00						

7 - Do you recommend William Carey University to individuals seeking programs similar to the one you completed?								
Response Option	Weight	Frequency	Percent	Percent Responses		Means		
Yes	(1)	2	100.00%			1.00		
No	(2)	0	0.00%					
				0	25	50	75	100
Response Rate	Mean	STD						
2/34 (5.88%)	1.00	0.00						

8 - Approximate GPA?								
Response Option	Weight	Frequency	Percent	Percent Responses		Means		
3.5-4.0	(4)	1	50.00%			3.00		
3.0-3.5	(3)	0	0.00%					
2.5-3.0	(2)	1	50.00%					
2.0-2.5	(1)	0	0.00%					
				0	25	50	75	100
Response Rate	Mean	STD						
2/34 (5.88%)	3.00	1.41						

9 - Were you a Community or Junior college transfer?								
Response Option	Weight	Frequency	Percent	Percent Responses		Means		
Yes	(1)	2	100.00%					
No	(2)	0	0.00%					
				0	25	50	75	100
Response Rate	Mean	STD						
2/34 (5.88%)								

10 - Instruction in courses -								
Response Option	Weight	Frequency	Percent	Percent Responses		Means		
Excellent	(4)	2	100.00%			4.00		
Good	(3)	0	0.00%					
Fair	(2)	0	0.00%					
Poor	(1)	0	0.00%					
				0	25	50	75	100
Response Rate	Mean	STD						
2/34 (5.88%)	4.00	0.00						

**William Carey University**  
**Graduate Follow-Up Survey 2019-Health, PE and Recreation**

11 - Accessibility of instructors-									
Response Option	Weight	Frequency	Percent	Percent Responses		Means			
Excellent	(4)	2	100.00%			4.00			
Good	(3)	0	0.00%						
Fair	(2)	0	0.00%						
Poor	(1)	0	0.00%						
				0	25	50	75	100	Question
Response Rate	Mean	STD							
2/34 (5.88%)	4.00	0.00							

12 - Quality of career counseling-									
Response Option	Weight	Frequency	Percent	Percent Responses		Means			
Excellent	(4)	1	50.00%			3.50			
Good	(3)	1	50.00%						
Fair	(2)	0	0.00%						
Poor	(1)	0	0.00%						
				0	25	50	75	100	Question
Response Rate	Mean	STD							
2/34 (5.88%)	3.50	0.71							

13 - Overall academic degree program -									
Response Option	Weight	Frequency	Percent	Percent Responses		Means			
Excellent	(4)	1	50.00%			3.50			
Good	(3)	1	50.00%						
Fair	(2)	0	0.00%						
Poor	(1)	0	0.00%						
				0	25	50	75	100	Question
Response Rate	Mean	STD							
2/34 (5.88%)	3.50	0.71							

**William Carey University**  
**Graduate Follow-Up Survey 2019-History**

1 - I am presently an active member of a church								
Response Option	Weight	Frequency	Percent	Percent Responses		Means		
Yes	(1)	2	100.00%					
No	(2)	0	0.00%					
				0	25	50	75	100
<b>Response Rate</b>								
2/5 (40%)								

2 - Type of Employer:								
Response Option	Weight	Frequency	Percent	Percent Responses		Means		
Private	(5)	0	0.00%					
Military	(4)	1	50.00%					
Educational	(3)	0	0.00%					
Federal/State	(2)	0	0.00%					
Church	(1)	1	50.00%					
				0	25	50	75	100
<b>Response Rate</b>								
2/5 (40%)								

3 - Job preparation received at William Carey University:								
Response Option	Weight	Frequency	Percent	Percent Responses		Means		
Excellent	(4)	2	100.00%			4.00		
Good	(3)	0	0.00%					
Fair	(2)	0	0.00%					
Inadequate	(1)	0	0.00%					
				0	25	50	75	100
<b>Response Rate</b>	<b>Mean</b>	<b>STD</b>						
2/5 (40%)	4.00	0.00						

4 - Are you:								
Response Option	Weight	Frequency	Percent	Percent Responses		Means		
Presently enrolled in a graduate program	(1)	1	50.00%			1.50		
Plan to enroll in the near future	(2)	1	50.00%					
Plan to enroll in the next five years	(3)	0	0.00%					
Do not plan to ever enroll in a graduate program	(4)	0	0.00%					
Plan to pursue a military career	(5)	0	0.00%					
				0	25	50	75	100
<b>Response Rate</b>	<b>Mean</b>	<b>STD</b>						
2/5 (40%)	1.50	0.71						

5 - Employment Status:								
Response Option	Weight	Frequency	Percent	Percent Responses		Means		
Full-Time in a related field	(1)	1	50.00%			2.00		
Full-time in unrelated field	(2)	0	0.00%					
Part-time in a related field	(3)	1	50.00%					
Part-time in unrelated field	(4)	0	0.00%					
				0	25	50	75	100
<b>Response Rate</b>	<b>Mean</b>	<b>STD</b>						
2/5 (40%)	2.00	1.41						

**William Carey University**  
**Graduate Follow-Up Survey 2019-History**

6 - Unemployed Status:								
Response Option	Weight	Frequency	Percent	Percent Responses		Means		
Unemployed and not seeking employment	(1)	0	0.00%					
Unemployed and seeking employment	(2)	0	0.00%					
Retired	(3)	0	0.00%					
Not Applicable	(0)	2	100.00%					
				0	25	50	75	100
Response Rate	Mean	STD						
2/5 (40%)	0.00	0.00						

7 - Do you recommend William Carey University to individuals seeking programs similar to the one you completed?								
Response Option	Weight	Frequency	Percent	Percent Responses		Means		
Yes	(1)	2	100.00%			1.00		
No	(2)	0	0.00%					
				0	25	50	75	100
Response Rate	Mean	STD						
2/5 (40%)	1.00	0.00						

8 - Approximate GPA?								
Response Option	Weight	Frequency	Percent	Percent Responses		Means		
3.5-4.0	(4)	2	100.00%			4.00		
3.0-3.5	(3)	0	0.00%					
2.5-3.0	(2)	0	0.00%					
2.0-2.5	(1)	0	0.00%					
				0	25	50	75	100
Response Rate	Mean	STD						
2/5 (40%)	4.00	0.00						

9 - Were you a Community or Junior college transfer?								
Response Option	Weight	Frequency	Percent	Percent Responses		Means		
Yes	(1)	1	50.00%					
No	(2)	1	50.00%					
				0	25	50	75	100
Response Rate	Mean	STD						
2/5 (40%)								

10 - Instruction in courses -								
Response Option	Weight	Frequency	Percent	Percent Responses		Means		
Excellent	(4)	2	100.00%			4.00		
Good	(3)	0	0.00%					
Fair	(2)	0	0.00%					
Poor	(1)	0	0.00%					
				0	25	50	75	100
Response Rate	Mean	STD						
2/5 (40%)	4.00	0.00						

William Carey University  
 Graduate Follow-Up Survey 2019-History

11 - Accessibility of instructors-									
Response Option	Weight	Frequency	Percent	Percent Responses		Means			
Excellent	(4)	2	100.00%			4.00			
Good	(3)	0	0.00%						
Fair	(2)	0	0.00%						
Poor	(1)	0	0.00%						
				0	25	50	75	100	Question
Response Rate	Mean	STD							
2/5 (40%)	4.00	0.00							

12 - Quality of career counseling-									
Response Option	Weight	Frequency	Percent	Percent Responses		Means			
Excellent	(4)	2	100.00%			4.00			
Good	(3)	0	0.00%						
Fair	(2)	0	0.00%						
Poor	(1)	0	0.00%						
				0	25	50	75	100	Question
Response Rate	Mean	STD							
2/5 (40%)	4.00	0.00							

13 - Overall academic degree program -									
Response Option	Weight	Frequency	Percent	Percent Responses		Means			
Excellent	(4)	2	100.00%			4.00			
Good	(3)	0	0.00%						
Fair	(2)	0	0.00%						
Poor	(1)	0	0.00%						
				0	25	50	75	100	Question
Response Rate	Mean	STD							
2/5 (40%)	4.00	0.00							

**William Carey University**  
**Graduate Follow-Up Survey 2018-Intercultural Studies**

1 - I am presently an active member of a church								
Response Option	Weight	Frequency	Percent	Percent Responses		Means		
Yes	(1)	2	100.00%					
No	(2)	0	0.00%					
				0	25	50	75	100
<b>Response Rate</b>								
2/6 (33.33%)								

2 - Type of Employer:								
Response Option	Weight	Frequency	Percent	Percent Responses		Means		
Private	(5)	1	50.00%					
Military	(4)	0	0.00%					
Educational	(3)	0	0.00%					
Federal/State	(2)	0	0.00%					
Church	(1)	1	50.00%					
				0	25	50	75	100
<b>Response Rate</b>								
2/6 (33.33%)								

3 - Job preparation received at William Carey University:								
Response Option	Weight	Frequency	Percent	Percent Responses		Means		
Excellent	(4)	2	100.00%			4.00		
Good	(3)	0	0.00%					
Fair	(2)	0	0.00%					
Inadequate	(1)	0	0.00%					
				0	25	50	75	100
<b>Response Rate</b>	<b>Mean</b>	<b>STD</b>					Question	
2/6 (33.33%)	4.00	0.00						

4 - Are you:								
Response Option	Weight	Frequency	Percent	Percent Responses		Means		
Presently enrolled in a graduate program	(1)	0	0.00%			2.50		
Plan to enroll in the near future	(2)	1	50.00%					
Plan to enroll in the next five years	(3)	1	50.00%					
Do not plan to ever enroll in a graduate program	(4)	0	0.00%					
Plan to pursue a military career	(5)	0	0.00%					
				0	25	50	75	100
<b>Response Rate</b>	<b>Mean</b>	<b>STD</b>					Question	
2/6 (33.33%)	2.50	0.71						

5 - Employment Status:								
Response Option	Weight	Frequency	Percent	Percent Responses		Means		
Full-Time in a related field	(1)	0	0.00%			2.50		
Full-time in unrelated field	(2)	1	50.00%					
Part-time in a related field	(3)	1	50.00%					
Part-time in unrelated field	(4)	0	0.00%					
				0	25	50	75	100
<b>Response Rate</b>	<b>Mean</b>	<b>STD</b>					Question	
2/6 (33.33%)	2.50	0.71						

**William Carey University**  
**Graduate Follow-Up Survey 2018-Intercultural Studies**

6 - Unemployed Status:								
Response Option	Weight	Frequency	Percent	Percent Responses		Means		
Unemployed and not seeking employment	(1)	0	0.00%					
Unemployed and seeking employment	(2)	0	0.00%					
Retired	(3)	0	0.00%					
Not Applicable	(0)	2	100.00%					
				0	25	50	75	100
Response Rate	Mean	STD						
2/6 (33.33%)	0.00	0.00						




7 - Do you recommend William Carey University to individuals seeking programs similar to the one you completed?								
Response Option	Weight	Frequency	Percent	Percent Responses		Means		
Yes	(1)	2	100.00%			1.00		
No	(2)	0	0.00%					
				0	25	50	75	100
Response Rate	Mean	STD						
2/6 (33.33%)	1.00	0.00						



8 - Approximate GPA?								
Response Option	Weight	Frequency	Percent	Percent Responses		Means		
3.5-4.0	(4)	0	0.00%			3.00		
3.0-3.5	(3)	2	100.00%					
2.5-3.0	(2)	0	0.00%					
2.0-2.5	(1)	0	0.00%					
				0	25	50	75	100
Response Rate	Mean	STD						
2/6 (33.33%)	3.00	0.00						



9 - Were you a Community or Junior college transfer?								
Response Option	Weight	Frequency	Percent	Percent Responses		Means		
Yes	(1)	0	0.00%					
No	(2)	1	100.00%					
				0	25	50	75	100
Response Rate	Mean	STD						
1/6 (16.67%)								

10 - Instruction in courses -								
Response Option	Weight	Frequency	Percent	Percent Responses		Means		
Excellent	(4)	2	100.00%			4.00		
Good	(3)	0	0.00%					
Fair	(2)	0	0.00%					
Poor	(1)	0	0.00%					
				0	25	50	75	100
Response Rate	Mean	STD						
2/6 (33.33%)	4.00	0.00						

**William Carey University**  
**Graduate Follow-Up Survey 2018-Intercultural Studies**

11 - Accessibility of instructors-						
Response Option	Weight	Frequency	Percent	Percent Responses	Means	
Excellent	(4)	1	50.00%			
Good	(3)	1	50.00%			
Fair	(2)	0	0.00%			
Poor	(1)	0	0.00%			
				0 25 50 75 100	Question	
Response Rate	Mean	STD				
2/6 (33.33%)	3.50	0.71				

12 - Quality of career counseling-						
Response Option	Weight	Frequency	Percent	Percent Responses	Means	
Excellent	(4)	2	100.00%			
Good	(3)	0	0.00%			
Fair	(2)	0	0.00%			
Poor	(1)	0	0.00%			
				0 25 50 75 100	Question	
Response Rate	Mean	STD				
2/6 (33.33%)	4.00	0.00				

13 - Overall academic degree program -						
Response Option	Weight	Frequency	Percent	Percent Responses	Means	
Excellent	(4)	2	100.00%			
Good	(3)	0	0.00%			
Fair	(2)	0	0.00%			
Poor	(1)	0	0.00%			
				0 25 50 75 100	Question	
Response Rate	Mean	STD				
2/6 (33.33%)	4.00	0.00				



**William Carey University**  
**Graduate Follow-Up Survey 2019-Mass Communication**

1 - I am presently an active member of a church								
Response Option	Weight	Frequency	Percent	Percent Responses		Means		
Yes	(1)	1	33.33%					
No	(2)	2	66.67%					
				0	25	50	75	100
<b>Response Rate</b>								
3/7 (42.86%)								

2 - Type of Employer:								
Response Option	Weight	Frequency	Percent	Percent Responses		Means		
Private	(5)	2	100.00%					
Military	(4)	0	0.00%					
Educational	(3)	0	0.00%					
Federal/State	(2)	0	0.00%					
Church	(1)	0	0.00%					
				0	25	50	75	100
<b>Response Rate</b>								
2/7 (28.57%)								

3 - Job preparation received at William Carey University:								
Response Option	Weight	Frequency	Percent	Percent Responses		Means		
Excellent	(4)	0	0.00%			2.67		
Good	(3)	2	66.67%					
Fair	(2)	1	33.33%					
Inadequate	(1)	0	0.00%					
				0	25	50	75	100
<b>Response Rate</b>	<b>Mean</b>	<b>STD</b>					Question	
3/7 (42.86%)	2.67	0.58						

4 - Are you:								
Response Option	Weight	Frequency	Percent	Percent Responses		Means		
Presently enrolled in a graduate program	(1)	0	0.00%			2.67		
Plan to enroll in the near future	(2)	2	66.67%					
Plan to enroll in the next five years	(3)	0	0.00%					
Do not plan to ever enroll in a graduate program	(4)	1	33.33%					
Plan to pursue a military career	(5)	0	0.00%					
				0	25	50	75	100
<b>Response Rate</b>	<b>Mean</b>	<b>STD</b>					Question	
3/7 (42.86%)	2.67	1.15						

5 - Employment Status:								
Response Option	Weight	Frequency	Percent	Percent Responses		Means		
Full-Time in a related field	(1)	1	50.00%			2.00		
Full-time in unrelated field	(2)	0	0.00%					
Part-time in a related field	(3)	1	50.00%					
Part-time in unrelated field	(4)	0	0.00%					
				0	25	50	75	100
<b>Response Rate</b>	<b>Mean</b>	<b>STD</b>					Question	
2/7 (28.57%)	2.00	1.41						

**William Carey University**  
**Graduate Follow-Up Survey 2019-Mass Communication**

6 - Unemployed Status:						
Response Option	Weight	Frequency	Percent	Percent Responses	Means	
Unemployed and not seeking employment	(1)	0	0.00%			
Unemployed and seeking employment	(2)	1	50.00%			
Retired	(3)	0	0.00%			
Not Applicable	(0)	1	50.00%			
				0 25 50 75 100	Question	
Response Rate	Mean	STD				
2/7 (28.57%)	2.00	0.00				

7 - Do you recommend William Carey University to individuals seeking programs similar to the one you completed?						
Response Option	Weight	Frequency	Percent	Percent Responses	Means	
Yes	(1)	3	100.00%			
No	(2)	0	0.00%			
				0 25 50 75 100	Question	
Response Rate	Mean	STD				
3/7 (42.86%)	1.00	0.00				

8 - Approximate GPA?						
Response Option	Weight	Frequency	Percent	Percent Responses	Means	
3.5-4.0	(4)	0	0.00%			
3.0-3.5	(3)	1	33.33%			
2.5-3.0	(2)	2	66.67%			
2.0-2.5	(1)	0	0.00%			
				0 25 50 75 100	Question	
Response Rate	Mean	STD				
3/7 (42.86%)	2.33	0.58				

9 - Were you a Community or Junior college transfer?						
Response Option	Weight	Frequency	Percent	Percent Responses	Means	
Yes	(1)	2	66.67%			
No	(2)	1	33.33%			
				0 25 50 75 100	Question	
Response Rate	Mean	STD				
3/7 (42.86%)						

10 - Instruction in courses -						
Response Option	Weight	Frequency	Percent	Percent Responses	Means	
Excellent	(4)	2	66.67%			
Good	(3)	1	33.33%			
Fair	(2)	0	0.00%			
Poor	(1)	0	0.00%			
				0 25 50 75 100	Question	
Response Rate	Mean	STD				
3/7 (42.86%)	3.67	0.58				

**William Carey University**  
**Graduate Follow-Up Survey 2019-Mass Communication**

11 - Accessibility of instructors-									
Response Option	Weight	Frequency	Percent	Percent Responses		Means			
Excellent	(4)	3	100.00%			4.00			
Good	(3)	0	0.00%						
Fair	(2)	0	0.00%						
Poor	(1)	0	0.00%						
				0	25	50	75	100	Question
Response Rate	Mean	STD							
3/7 (42.86%)	4.00	0.00							

12 - Quality of career counseling-									
Response Option	Weight	Frequency	Percent	Percent Responses		Means			
Excellent	(4)	1	33.33%			3.00			
Good	(3)	1	33.33%						
Fair	(2)	1	33.33%						
Poor	(1)	0	0.00%						
				0	25	50	75	100	Question
Response Rate	Mean	STD							
3/7 (42.86%)	3.00	1.00							

13 - Overall academic degree program -									
Response Option	Weight	Frequency	Percent	Percent Responses		Means			
Excellent	(4)	2	66.67%			3.67			
Good	(3)	1	33.33%						
Fair	(2)	0	0.00%						
Poor	(1)	0	0.00%						
				0	25	50	75	100	Question
Response Rate	Mean	STD							
3/7 (42.86%)	3.67	0.58							

**William Carey University**  
**Graduate Follow-Up Survey 2019-Mathematics**

1 - I am presently an active member of a church								
Response Option	Weight	Frequency	Percent	Percent Responses		Means		
Yes	(1)	4	100.00%					
No	(2)	0	0.00%					
				0	25	50	75	100
<b>Response Rate</b>								
4/8 (50%)								

2 - Type of Employer:								
Response Option	Weight	Frequency	Percent	Percent Responses		Means		
Private	(5)	0	0.00%					
Military	(4)	0	0.00%					
Educational	(3)	4	100.00%					
Federal/State	(2)	0	0.00%					
Church	(1)	0	0.00%					
				0	25	50	75	100
<b>Response Rate</b>								
4/8 (50%)								

3 - Job preparation received at William Carey University:								
Response Option	Weight	Frequency	Percent	Percent Responses		Means		
Excellent	(4)	1	33.33%			3.33		
Good	(3)	2	66.67%					
Fair	(2)	0	0.00%					
Inadequate	(1)	0	0.00%					
				0	25	50	75	100
<b>Response Rate</b>	<b>Mean</b>	<b>STD</b>						
3/8 (37.5%)	3.33	0.58				Question		

4 - Are you:								
Response Option	Weight	Frequency	Percent	Percent Responses		Means		
Presently enrolled in a graduate program	(1)	2	50.00%			1.75		
Plan to enroll in the near future	(2)	1	25.00%					
Plan to enroll in the next five years	(3)	1	25.00%					
Do not plan to ever enroll in a graduate program	(4)	0	0.00%					
Plan to pursue a military career	(5)	0	0.00%					
				0	25	50	75	100
<b>Response Rate</b>	<b>Mean</b>	<b>STD</b>						
4/8 (50%)	1.75	0.96				Question		

5 - Employment Status:								
Response Option	Weight	Frequency	Percent	Percent Responses		Means		
Full-Time in a related field	(1)	3	75.00%			1.75		
Full-time in unrelated field	(2)	0	0.00%					
Part-time in a related field	(3)	0	0.00%					
Part-time in unrelated field	(4)	1	25.00%					
				0	25	50	75	100
<b>Response Rate</b>	<b>Mean</b>	<b>STD</b>						
4/8 (50%)	1.75	1.50				Question		

**William Carey University**  
**Graduate Follow-Up Survey 2019-Mathematics**

6 - Unemployed Status:						
Response Option	Weight	Frequency	Percent	Percent Responses	Means	
Unemployed and not seeking employment	(1)	0	0.00%			
Unemployed and seeking employment	(2)	0	0.00%			
Retired	(3)	0	0.00%			
Not Applicable	(0)	4	100.00%			
				0 25 50 75 100		
Response Rate	Mean	STD				
4/8 (50%)	0.00	0.00				

7 - Do you recommend William Carey University to individuals seeking programs similar to the one you completed?						
Response Option	Weight	Frequency	Percent	Percent Responses	Means	
Yes	(1)	3	75.00%		1.25	
No	(2)	1	25.00%			
				0 25 50 75 100	Question	
Response Rate	Mean	STD				
4/8 (50%)	1.25	0.50				

8 - Approximate GPA?						
Response Option	Weight	Frequency	Percent	Percent Responses	Means	
3.5-4.0	(4)	1	25.00%		2.75	
3.0-3.5	(3)	1	25.00%			
2.5-3.0	(2)	2	50.00%			
2.0-2.5	(1)	0	0.00%			
				0 25 50 75 100	Question	
Response Rate	Mean	STD				
4/8 (50%)	2.75	0.96				

9 - Were you a Community or Junior college transfer?						
Response Option	Weight	Frequency	Percent	Percent Responses	Means	
Yes	(1)	4	100.00%			
No	(2)	0	0.00%			
				0 25 50 75 100		
Response Rate	Mean	STD				
4/8 (50%)						

10 - Instruction in courses -						
Response Option	Weight	Frequency	Percent	Percent Responses	Means	
Excellent	(4)	4	100.00%		4.00	
Good	(3)	0	0.00%			
Fair	(2)	0	0.00%			
Poor	(1)	0	0.00%			
				0 25 50 75 100	Question	
Response Rate	Mean	STD				
4/8 (50%)	4.00	0.00				

**William Carey University**  
**Graduate Follow-Up Survey 2019-Mathematics**

11 - Accessibility of instructors-									
Response Option	Weight	Frequency	Percent	Percent Responses		Means			
Excellent	(4)	4	100.00%			4.00			
Good	(3)	0	0.00%						
Fair	(2)	0	0.00%						
Poor	(1)	0	0.00%						
				0	25	50	75	100	Question
Response Rate	Mean	STD							
4/8 (50%)	4.00	0.00							

12 - Quality of career counseling-									
Response Option	Weight	Frequency	Percent	Percent Responses		Means			
Excellent	(4)	2	50.00%			3.25			
Good	(3)	1	25.00%						
Fair	(2)	1	25.00%						
Poor	(1)	0	0.00%						
				0	25	50	75	100	Question
Response Rate	Mean	STD							
4/8 (50%)	3.25	0.96							

13 - Overall academic degree program -									
Response Option	Weight	Frequency	Percent	Percent Responses		Means			
Excellent	(4)	3	75.00%			3.75			
Good	(3)	1	25.00%						
Fair	(2)	0	0.00%						
Poor	(1)	0	0.00%						
				0	25	50	75	100	Question
Response Rate	Mean	STD							
4/8 (50%)	3.75	0.50							

**William Carey University**  
**Graduate Follow-Up Survey 2019- Music Education**

1 - I am presently an active member of a church								
Response Option	Weight	Frequency	Percent	Percent Responses		Means		
Yes	(1)	1	50.00%					
No	(2)	1	50.00%					
				0	25	50	75	100
<b>Response Rate</b>								
2/10 (20%)								

2 - Type of Employer:								
Response Option	Weight	Frequency	Percent	Percent Responses		Means		
Private	(5)	0	0.00%					
Military	(4)	0	0.00%					
Educational	(3)	2	100.00%					
Federal/State	(2)	0	0.00%					
Church	(1)	0	0.00%					
				0	25	50	75	100
<b>Response Rate</b>								
2/10 (20%)								

3 - Job preparation received at William Carey University:								
Response Option	Weight	Frequency	Percent	Percent Responses		Means		
Excellent	(4)	1	50.00%			2.50		
Good	(3)	0	0.00%					
Fair	(2)	0	0.00%					
Inadequate	(1)	1	50.00%					
				0	25	50	75	100
<b>Response Rate</b>	<b>Mean</b>	<b>STD</b>						
2/10 (20%)	2.50	2.12						

4 - Are you:								
Response Option	Weight	Frequency	Percent	Percent Responses		Means		
Presently enrolled in a graduate program	(1)	2	100.00%			1.00		
Plan to enroll in the near future	(2)	0	0.00%					
Plan to enroll in the next five years	(3)	0	0.00%					
Do not plan to ever enroll in a graduate program	(4)	0	0.00%					
Plan to pursue a military career	(5)	0	0.00%					
				0	25	50	75	100
<b>Response Rate</b>	<b>Mean</b>	<b>STD</b>						
2/10 (20%)	1.00	0.00						

5 - Employment Status:								
Response Option	Weight	Frequency	Percent	Percent Responses		Means		
Full-Time in a related field	(1)	2	100.00%			1.00		
Full-time in unrelated field	(2)	0	0.00%					
Part-time in a related field	(3)	0	0.00%					
Part-time in unrelated field	(4)	0	0.00%					
				0	25	50	75	100
<b>Response Rate</b>	<b>Mean</b>	<b>STD</b>						
2/10 (20%)	1.00	0.00						

**William Carey University**  
**Graduate Follow-Up Survey 2019- Music Education**

6 - Unemployed Status:						
Response Option	Weight	Frequency	Percent	Percent Responses	Means	
Unemployed and not seeking employment	(1)	0	0.00%			
Unemployed and seeking employment	(2)	0	0.00%			
Retired	(3)	0	0.00%			
Not Applicable	(0)	2	100.00%			
				0 25 50 75 100		
Response Rate	Mean	STD				
2/10 (20%)	0.00	0.00				

7 - Do you recommend William Carey University to individuals seeking programs similar to the one you completed?						
Response Option	Weight	Frequency	Percent	Percent Responses	Means	
Yes	(1)	1	50.00%		1.50	
No	(2)	1	50.00%			
				0 25 50 75 100	Question	
Response Rate	Mean	STD				
2/10 (20%)	1.50	0.71				

8 - Approximate GPA?						
Response Option	Weight	Frequency	Percent	Percent Responses	Means	
3.5-4.0	(4)	1	50.00%		3.00	
3.0-3.5	(3)	0	0.00%			
2.5-3.0	(2)	1	50.00%			
2.0-2.5	(1)	0	0.00%			
				0 25 50 75 100	Question	
Response Rate	Mean	STD				
2/10 (20%)	3.00	1.41				

9 - Were you a Community or Junior college transfer?						
Response Option	Weight	Frequency	Percent	Percent Responses	Means	
Yes	(1)	2	100.00%			
No	(2)	0	0.00%			
				0 25 50 75 100		
Response Rate	Mean	STD				
2/10 (20%)						

10 - Instruction in courses -						
Response Option	Weight	Frequency	Percent	Percent Responses	Means	
Excellent	(4)	1	50.00%		3.00	
Good	(3)	0	0.00%			
Fair	(2)	1	50.00%			
Poor	(1)	0	0.00%			
				0 25 50 75 100	Question	
Response Rate	Mean	STD				
2/10 (20%)	3.00	1.41				



**William Carey University**  
**Graduate Follow-Up Survey 2019- Music Education**

11 - Accessibility of instructors-						
Response Option	Weight	Frequency	Percent	Percent Responses	Means	
Excellent	(4)	1	50.00%		3.00	
Good	(3)	0	0.00%			
Fair	(2)	1	50.00%			
Poor	(1)	0	0.00%			
				0 25 50 75 100	Question	
Response Rate	Mean	STD				
2/10 (20%)	3.00	1.41				

12 - Quality of career counseling-						
Response Option	Weight	Frequency	Percent	Percent Responses	Means	
Excellent	(4)	1	50.00%		2.50	
Good	(3)	0	0.00%			
Fair	(2)	0	0.00%			
Poor	(1)	1	50.00%			
				0 25 50 75 100	Question	
Response Rate	Mean	STD				
2/10 (20%)	2.50	2.12				

13 - Overall academic degree program -						
Response Option	Weight	Frequency	Percent	Percent Responses	Means	
Excellent	(4)	1	50.00%		2.50	
Good	(3)	0	0.00%			
Fair	(2)	0	0.00%			
Poor	(1)	1	50.00%			
				0 25 50 75 100	Question	
Response Rate	Mean	STD				
2/10 (20%)	2.50	2.12				

**William Carey University**  
**Graduate Follow-Up Survey 2019 Music-Performance**

1 - I am presently an active member of a church								
Response Option	Weight	Frequency	Percent	Percent Responses		Means		
Yes	(1)	1	100.00%					
No	(2)	0	0.00%					
				0	25	50	75	100
Response Rate								
1/4 (25%)								

2 - Type of Employer:								
Response Option	Weight	Frequency	Percent	Percent Responses		Means		
Private	(5)	0	0.00%					
Military	(4)	0	0.00%					
Educational	(3)	1	100.00%					
Federal/State	(2)	0	0.00%					
Church	(1)	0	0.00%					
				0	25	50	75	100
Response Rate								
1/4 (25%)								

3 - Job preparation received at William Carey University:								
Response Option	Weight	Frequency	Percent	Percent Responses		Means		
Excellent	(4)	0	0.00%			3.00		
Good	(3)	1	100.00%					
Fair	(2)	0	0.00%					
Inadequate	(1)	0	0.00%					
				0	25	50	75	100
Response Rate	Mean	STD						
1/4 (25%)	3.00	0.00						

4 - Are you:								
Response Option	Weight	Frequency	Percent	Percent Responses		Means		
Presently enrolled in a graduate program	(1)	1	100.00%			1.00		
Plan to enroll in the near future	(2)	0	0.00%					
Plan to enroll in the next five years	(3)	0	0.00%					
Do not plan to ever enroll in a graduate program	(4)	0	0.00%					
Plan to pursue a military career	(5)	0	0.00%					
				0	25	50	75	100
Response Rate	Mean	STD						
1/4 (25%)	1.00	0.00						

5 - Employment Status:								
Response Option	Weight	Frequency	Percent	Percent Responses		Means		
Full-Time in a related field	(1)	0	0.00%			3.00		
Full-time in unrelated field	(2)	0	0.00%					
Part-time in a related field	(3)	1	100.00%					
Part-time in unrelated field	(4)	0	0.00%					
				0	25	50	75	100
Response Rate	Mean	STD						
1/4 (25%)	3.00	0.00						

**William Carey University**  
**Graduate Follow-Up Survey 2019 Music-Performance**

6 - Unemployed Status:								
Response Option	Weight	Frequency	Percent	Percent Responses		Means		
Unemployed and not seeking employment	(1)	0	0.00%					
Unemployed and seeking employment	(2)	0	0.00%					
Retired	(3)	0	0.00%					
Not Applicable	(0)	1	100.00%					
				0	25	50	75	100
Response Rate	Mean	STD						
1/4 (25%)	0.00	0.00						

7 - Do you recommend William Carey University to individuals seeking programs similar to the one you completed?								
Response Option	Weight	Frequency	Percent	Percent Responses		Means		
Yes	(1)	0	0.00%			2.00		
No	(2)	1	100.00%					
				0	25	50	75	100
Response Rate	Mean	STD						
1/4 (25%)	2.00	0.00						

8 - Approximate GPA?								
Response Option	Weight	Frequency	Percent	Percent Responses		Means		
3.5-4.0	(4)	1	100.00%			4.00		
3.0-3.5	(3)	0	0.00%					
2.5-3.0	(2)	0	0.00%					
2.0-2.5	(1)	0	0.00%					
				0	25	50	75	100
Response Rate	Mean	STD						
1/4 (25%)	4.00	0.00						

9 - Were you a Community or Junior college transfer?								
Response Option	Weight	Frequency	Percent	Percent Responses		Means		
Yes	(1)	0	0.00%					
No	(2)	1	100.00%					
				0	25	50	75	100
Response Rate	Mean	STD						
1/4 (25%)								

10 - Instruction in courses -								
Response Option	Weight	Frequency	Percent	Percent Responses		Means		
Excellent	(4)	0	0.00%			3.00		
Good	(3)	1	100.00%					
Fair	(2)	0	0.00%					
Poor	(1)	0	0.00%					
				0	25	50	75	100
Response Rate	Mean	STD						
1/4 (25%)	3.00	0.00						

William Carey University  
 Graduate Follow-Up Survey 2019 Music-Performance

11 - Accessibility of instructors-									
Response Option	Weight	Frequency	Percent	Percent Responses		Means			
Excellent	(4)	1	100.00%			4.00			
Good	(3)	0	0.00%						
Fair	(2)	0	0.00%						
Poor	(1)	0	0.00%						
				0	25	50	75	100	Question
Response Rate	Mean	STD							
1/4 (25%)	4.00	0.00							

12 - Quality of career counseling-									
Response Option	Weight	Frequency	Percent	Percent Responses		Means			
Excellent	(4)	0	0.00%			2.00			
Good	(3)	0	0.00%						
Fair	(2)	1	100.00%						
Poor	(1)	0	0.00%						
				0	25	50	75	100	Question
Response Rate	Mean	STD							
1/4 (25%)	2.00	0.00							

13 - Overall academic degree program -									
Response Option	Weight	Frequency	Percent	Percent Responses		Means			
Excellent	(4)	0	0.00%			3.00			
Good	(3)	1	100.00%						
Fair	(2)	0	0.00%						
Poor	(1)	0	0.00%						
				0	25	50	75	100	Question
Response Rate	Mean	STD							
1/4 (25%)	3.00	0.00							

**William Carey University**  
**Graduate Follow-Up Survey 2019- Music Therapy**

1 - I am presently an active member of a church								
Response Option	Weight	Frequency	Percent	Percent Responses		Means		
Yes	(1)	1	100.00%					
No	(2)	0	0.00%					
				0	25	50	75	100
<b>Response Rate</b>								
1/6 (16.67%)								

2 - Type of Employer:								
Response Option	Weight	Frequency	Percent	Percent Responses		Means		
Private	(5)	1	100.00%					
Military	(4)	0	0.00%					
Educational	(3)	0	0.00%					
Federal/State	(2)	0	0.00%					
Church	(1)	0	0.00%					
				0	25	50	75	100
<b>Response Rate</b>								
1/6 (16.67%)								

3 - Job preparation received at William Carey University:								
Response Option	Weight	Frequency	Percent	Percent Responses		Means		
Excellent	(4)	0	0.00%					
Good	(3)	0	0.00%					
Fair	(2)	1	100.00%			2.00		
Inadequate	(1)	0	0.00%					
				0	25	50	75	100
<b>Response Rate</b>	<b>Mean</b>	<b>STD</b>						
1/6 (16.67%)	2.00	0.00	Question					

4 - Are you:								
Response Option	Weight	Frequency	Percent	Percent Responses		Means		
Presently enrolled in a graduate program	(1)	0	0.00%					
Plan to enroll in the near future	(2)	0	0.00%					
Plan to enroll in the next five years	(3)	0	0.00%					
Do not plan to ever enroll in a graduate program	(4)	1	100.00%			4.00		
Plan to pursue a military career	(5)	0	0.00%					
				0	25	50	75	100
<b>Response Rate</b>	<b>Mean</b>	<b>STD</b>						
1/6 (16.67%)	4.00	0.00	Question					

5 - Employment Status:								
Response Option	Weight	Frequency	Percent	Percent Responses		Means		
Full-Time in a related field	(1)	0	0.00%					
Full-time in unrelated field	(2)	1	100.00%			2.00		
Part-time in a related field	(3)	0	0.00%					
Part-time in unrelated field	(4)	0	0.00%					
				0	25	50	75	100
<b>Response Rate</b>	<b>Mean</b>	<b>STD</b>						
1/6 (16.67%)	2.00	0.00	Question					

**William Carey University**  
**Graduate Follow-Up Survey 2019- Music Therapy**

6 - Unemployed Status:								
Response Option	Weight	Frequency	Percent	Percent Responses		Means		
Unemployed and not seeking employment	(1)	0	0.00%					
Unemployed and seeking employment	(2)	0	0.00%					
Retired	(3)	0	0.00%					
Not Applicable	(0)	1	100.00%					
				0	25	50	75	100
Response Rate	Mean	STD						
1/6 (16.67%)	0.00	0.00						

7 - Do you recommend William Carey University to individuals seeking programs similar to the one you completed?								
Response Option	Weight	Frequency	Percent	Percent Responses		Means		
Yes	(1)	1	100.00%			1.00		
No	(2)	0	0.00%					
				0	25	50	75	100
Response Rate	Mean	STD						
1/6 (16.67%)	1.00	0.00						

8 - Approximate GPA?								
Response Option	Weight	Frequency	Percent	Percent Responses		Means		
3.5-4.0	(4)	1	100.00%			4.00		
3.0-3.5	(3)	0	0.00%					
2.5-3.0	(2)	0	0.00%					
2.0-2.5	(1)	0	0.00%					
				0	25	50	75	100
Response Rate	Mean	STD						
1/6 (16.67%)	4.00	0.00						

9 - Were you a Community or Junior college transfer?								
Response Option	Weight	Frequency	Percent	Percent Responses		Means		
Yes	(1)	0	0.00%					
No	(2)	1	100.00%					
				0	25	50	75	100
Response Rate	Mean	STD						
1/6 (16.67%)								

10 - Instruction in courses -								
Response Option	Weight	Frequency	Percent	Percent Responses		Means		
Excellent	(4)	1	100.00%			4.00		
Good	(3)	0	0.00%					
Fair	(2)	0	0.00%					
Poor	(1)	0	0.00%					
				0	25	50	75	100
Response Rate	Mean	STD						
1/6 (16.67%)	4.00	0.00						

**William Carey University**  
**Graduate Follow-Up Survey 2019- Music Therapy**

11 - Accessibility of instructors-									
Response Option	Weight	Frequency	Percent	Percent Responses		Means			
Excellent	(4)	1	100.00%			4.00			
Good	(3)	0	0.00%						
Fair	(2)	0	0.00%						
Poor	(1)	0	0.00%						
				0	25	50	75	100	Question
Response Rate	Mean	STD							
1/6 (16.67%)	4.00	0.00							

12 - Quality of career counseling-									
Response Option	Weight	Frequency	Percent	Percent Responses		Means			
Excellent	(4)	0	0.00%			3.00			
Good	(3)	1	100.00%						
Fair	(2)	0	0.00%						
Poor	(1)	0	0.00%						
				0	25	50	75	100	Question
Response Rate	Mean	STD							
1/6 (16.67%)	3.00	0.00							

13 - Overall academic degree program -									
Response Option	Weight	Frequency	Percent	Percent Responses		Means			
Excellent	(4)	1	100.00%			4.00			
Good	(3)	0	0.00%						
Fair	(2)	0	0.00%						
Poor	(1)	0	0.00%						
				0	25	50	75	100	Question
Response Rate	Mean	STD							
1/6 (16.67%)	4.00	0.00							

**William Carey University**  
**Graduate Follow-Up Survey 2019-Nursing**

1 - I am presently an active member of a church								
Response Option	Weight	Frequency	Percent	Percent Responses		Means		
Yes	(1)	12	70.59%					
No	(2)	5	29.41%					
				0	25	50	75	100
<b>Response Rate</b>								
17/93 (18.28%)								

2 - Type of Employer:								
Response Option	Weight	Frequency	Percent	Percent Responses		Means		
Private	(5)	11	68.75%					
Military	(4)	0	0.00%					
Educational	(3)	0	0.00%					
Federal/State	(2)	5	31.25%					
Church	(1)	0	0.00%					
				0	25	50	75	100
<b>Response Rate</b>								
16/93 (17.2%)								

3 - Job preparation received at William Carey University:								
Response Option	Weight	Frequency	Percent	Percent Responses		Means		
Excellent	(4)	11	64.71%			3.53		
Good	(3)	4	23.53%					
Fair	(2)	2	11.76%					
Inadequate	(1)	0	0.00%					
				0	25	50	75	100
<b>Response Rate</b>	<b>Mean</b>	<b>STD</b>					Question	
17/93 (18.28%)	3.53	0.72						

4 - Are you:								
Response Option	Weight	Frequency	Percent	Percent Responses		Means		
Presently enrolled in a graduate program	(1)	4	23.53%			2.18		
Plan to enroll in the near future	(2)	7	41.18%					
Plan to enroll in the next five years	(3)	5	29.41%					
Do not plan to ever enroll in a graduate program	(4)	1	5.88%					
Plan to pursue a military career	(5)	0	0.00%					
				0	25	50	75	100
<b>Response Rate</b>	<b>Mean</b>	<b>STD</b>					Question	
17/93 (18.28%)	2.18	0.88						

5 - Employment Status:								
Response Option	Weight	Frequency	Percent	Percent Responses		Means		
Full-Time in a related field	(1)	17	100.00%			1.00		
Full-time in unrelated field	(2)	0	0.00%					
Part-time in a related field	(3)	0	0.00%					
Part-time in unrelated field	(4)	0	0.00%					
				0	25	50	75	100
<b>Response Rate</b>	<b>Mean</b>	<b>STD</b>					Question	
17/93 (18.28%)	1.00	0.00						



**William Carey University**  
**Graduate Follow-Up Survey 2019-Nursing**

6 - Unemployed Status:					
Response Option	Weight	Frequency	Percent	Percent Responses	Means
Unemployed and not seeking employment	(1)	0	0.00%		
Unemployed and seeking employment	(2)	0	0.00%		
Retired	(3)	0	0.00%		
Not Applicable	(0)	11	100.00%		
				0 25 50 75 100	
Response Rate	Mean	STD			
11/93 (11.83%)	0.00	0.00			





7 - Do you recommend William Carey University to individuals seeking programs similar to the one you completed?					
Response Option	Weight	Frequency	Percent	Percent Responses	Means
Yes	(1)	16	94.12%		1.06
No	(2)	1	5.88%		
				0 25 50 75 100	Question
Response Rate	Mean	STD			
17/93 (18.28%)	1.06	0.24			






8 - Approximate GPA?					
Response Option	Weight	Frequency	Percent	Percent Responses	Means
3.5-4.0	(4)	7	41.18%		3.24
3.0-3.5	(3)	7	41.18%		
2.5-3.0	(2)	3	17.65%		
2.0-2.5	(1)	0	0.00%		
				0 25 50 75 100	Question
Response Rate	Mean	STD			
17/93 (18.28%)	3.24	0.75			





9 - Were you a Community or Junior college transfer?					
Response Option	Weight	Frequency	Percent	Percent Responses	Means
Yes	(1)	12	70.59%		
No	(2)	5	29.41%		
				0 25 50 75 100	
Response Rate	Mean	STD			
17/93 (18.28%)					

10 - Instruction in courses -					
Response Option	Weight	Frequency	Percent	Percent Responses	Means
Excellent	(4)	10	58.82%		3.35
Good	(3)	3	17.65%		
Fair	(2)	4	23.53%		
Poor	(1)	0	0.00%		
				0 25 50 75 100	Question
Response Rate	Mean	STD			
17/93 (18.28%)	3.35	0.86			

**William Carey University**  
**Graduate Follow-Up Survey 2019-Nursing**

11 - Accessibility of instructors-						
Response Option	Weight	Frequency	Percent	Percent Responses	Means	
Excellent	(4)	10	58.82%		 3.47	
Good	(3)	5	29.41%			
Fair	(2)	2	11.76%			
Poor	(1)	0	0.00%			
				0 25 50 75 100	Question	
Response Rate	Mean	STD				
17/93 (18.28%)	3.47	0.72				

12 - Quality of career counseling-						
Response Option	Weight	Frequency	Percent	Percent Responses	Means	
Excellent	(4)	8	47.06%		 3.12	
Good	(3)	4	23.53%			
Fair	(2)	4	23.53%			
Poor	(1)	1	5.88%			
				0 25 50 75 100	Question	
Response Rate	Mean	STD				
17/93 (18.28%)	3.12	0.99				

13 - Overall academic degree program -						
Response Option	Weight	Frequency	Percent	Percent Responses	Means	
Excellent	(4)	9	52.94%		 3.35	
Good	(3)	5	29.41%			
Fair	(2)	3	17.65%			
Poor	(1)	0	0.00%			
				0 25 50 75 100	Question	
Response Rate	Mean	STD				
17/93 (18.28%)	3.35	0.79				

**William Carey University**  
**Graduate Follow-Up Survey 2019-Physical Education**

1 - I am presently an active member of a church								
Response Option	Weight	Frequency	Percent	Percent Responses		Means		
Yes	(1)	1	100.00%					
No	(2)	0	0.00%					
				0	25	50	75	100
Response Rate								
1/8 (12.5%)								

2 - Type of Employer:								
Response Option	Weight	Frequency	Percent	Percent Responses		Means		
Private	(5)	0	0.00%					
Military	(4)	0	0.00%					
Educational	(3)	0	0.00%					
Federal/State	(2)	0	0.00%					
Church	(1)	1	100.00%					
				0	25	50	75	100
Response Rate								
1/8 (12.5%)								

3 - Job preparation received at William Carey University:								
Response Option	Weight	Frequency	Percent	Percent Responses		Means		
Excellent	(4)	1	100.00%			4.00		
Good	(3)	0	0.00%					
Fair	(2)	0	0.00%					
Inadequate	(1)	0	0.00%					
				0	25	50	75	100
Response Rate	Mean	STD						
1/8 (12.5%)	4.00	0.00						

4 - Are you:								
Response Option	Weight	Frequency	Percent	Percent Responses		Means		
Presently enrolled in a graduate program	(1)	0	0.00%			3.00		
Plan to enroll in the near future	(2)	0	0.00%					
Plan to enroll in the next five years	(3)	1	100.00%					
Do not plan to ever enroll in a graduate program	(4)	0	0.00%					
Plan to pursue a military career	(5)	0	0.00%					
				0	25	50	75	100
Response Rate	Mean	STD						
1/8 (12.5%)	3.00	0.00						

5 - Employment Status:								
Response Option	Weight	Frequency	Percent	Percent Responses		Means		
Full-Time in a related field	(1)	0	0.00%			4.00		
Full-time in unrelated field	(2)	0	0.00%					
Part-time in a related field	(3)	0	0.00%					
Part-time in unrelated field	(4)	1	100.00%					
				0	25	50	75	100
Response Rate	Mean	STD						
1/8 (12.5%)	4.00	0.00						

**William Carey University**  
**Graduate Follow-Up Survey 2019-Physical Education**

6 - Unemployed Status:									
Response Option	Weight	Frequency	Percent	Percent Responses		Means			
Unemployed and not seeking employment	(1)	0	0.00%			2.00			
Unemployed and seeking employment	(2)	1	100.00%						
Retired	(3)	0	0.00%						
Not Applicable	(0)	0	0.00%						
				0	25	50	75	100	Question
Response Rate	Mean	STD							
1/8 (12.5%)	2.00	0.00							

7 - Do you recommend William Carey University to individuals seeking programs similar to the one you completed?									
Response Option	Weight	Frequency	Percent	Percent Responses		Means			
Yes	(1)	1	100.00%			1.00			
No	(2)	0	0.00%						
				0	25	50	75	100	Question
Response Rate	Mean	STD							
1/8 (12.5%)	1.00	0.00							

8 - Approximate GPA?									
Response Option	Weight	Frequency	Percent	Percent Responses		Means			
3.5-4.0	(4)	0	0.00%			3.00			
3.0-3.5	(3)	1	100.00%						
2.5-3.0	(2)	0	0.00%						
2.0-2.5	(1)	0	0.00%						
				0	25	50	75	100	Question
Response Rate	Mean	STD							
1/8 (12.5%)	3.00	0.00							

9 - Were you a Community or Junior college transfer?									
Response Option	Weight	Frequency	Percent	Percent Responses		Means			
Yes	(1)	1	100.00%						
No	(2)	0	0.00%						
				0	25	50	75	100	Question
Response Rate	Mean	STD							
1/8 (12.5%)									

10 - Instruction in courses -									
Response Option	Weight	Frequency	Percent	Percent Responses		Means			
Excellent	(4)	1	100.00%			4.00			
Good	(3)	0	0.00%						
Fair	(2)	0	0.00%						
Poor	(1)	0	0.00%						
				0	25	50	75	100	Question
Response Rate	Mean	STD							
1/8 (12.5%)	4.00	0.00							

**William Carey University**  
**Graduate Follow-Up Survey 2019-Physical Education**

11 - Accessibility of instructors-									
Response Option	Weight	Frequency	Percent	Percent Responses		Means			
Excellent	(4)	0	0.00%			3.00			
Good	(3)	1	100.00%						
Fair	(2)	0	0.00%						
Poor	(1)	0	0.00%						
				0	25	50	75	100	Question
Response Rate	Mean	STD							
1/8 (12.5%)	3.00	0.00							

12 - Quality of career counseling-									
Response Option	Weight	Frequency	Percent	Percent Responses		Means			
Excellent	(4)	0	0.00%			2.00			
Good	(3)	0	0.00%						
Fair	(2)	1	100.00%						
Poor	(1)	0	0.00%						
				0	25	50	75	100	Question
Response Rate	Mean	STD							
1/8 (12.5%)	2.00	0.00							

13 - Overall academic degree program -									
Response Option	Weight	Frequency	Percent	Percent Responses		Means			
Excellent	(4)	0	0.00%			3.00			
Good	(3)	1	100.00%						
Fair	(2)	0	0.00%						
Poor	(1)	0	0.00%						
				0	25	50	75	100	Question
Response Rate	Mean	STD							
1/8 (12.5%)	3.00	0.00							

**William Carey University**  
**Graduate Follow-Up Survey 2019-Psychology**

1 - I am presently an active member of a church								
Response Option	Weight	Frequency	Percent	Percent Responses		Means		
Yes	(1)	10	71.43%					
No	(2)	4	28.57%					
				0	25	50	75	100
<b>Response Rate</b>								
14/67 (20.9%)								

2 - Type of Employer:								
Response Option	Weight	Frequency	Percent	Percent Responses		Means		
Private	(5)	5	45.45%					
Military	(4)	0	0.00%					
Educational	(3)	2	18.18%					
Federal/State	(2)	4	36.36%					
Church	(1)	0	0.00%					
				0	25	50	75	100
<b>Response Rate</b>								
11/67 (16.42%)								

3 - Job preparation received at William Carey University:								
Response Option	Weight	Frequency	Percent	Percent Responses		Means		
Excellent	(4)	5	35.71%			3.21		
Good	(3)	7	50.00%					
Fair	(2)	2	14.29%					
Inadequate	(1)	0	0.00%					
				0	25	50	75	100
<b>Response Rate</b>	<b>Mean</b>	<b>STD</b>						
14/67 (20.9%)	3.21	0.70						

4 - Are you:								
Response Option	Weight	Frequency	Percent	Percent Responses		Means		
Presently enrolled in a graduate program	(1)	3	23.08%			2.00		
Plan to enroll in the near future	(2)	8	61.54%					
Plan to enroll in the next five years	(3)	1	7.69%					
Do not plan to ever enroll in a graduate program	(4)	1	7.69%					
Plan to pursue a military career	(5)	0	0.00%					
				0	25	50	75	100
<b>Response Rate</b>	<b>Mean</b>	<b>STD</b>						
13/67 (19.4%)	2.00	0.82						

5 - Employment Status:								
Response Option	Weight	Frequency	Percent	Percent Responses		Means		
Full-Time in a related field	(1)	4	36.36%			1.73		
Full-time in unrelated field	(2)	6	54.55%					
Part-time in a related field	(3)	1	9.09%					
Part-time in unrelated field	(4)	0	0.00%					
				0	25	50	75	100
<b>Response Rate</b>	<b>Mean</b>	<b>STD</b>						
11/67 (16.42%)	1.73	0.65						

**William Carey University**  
**Graduate Follow-Up Survey 2019-Psychology**

6 - Unemployed Status:						
Response Option	Weight	Frequency	Percent	Percent Responses	Means	
Unemployed and not seeking employment	(1)	0	0.00%		2.25	
Unemployed and seeking employment	(2)	3	21.43%			
Retired	(3)	1	7.14%			
Not Applicable	(0)	10	71.43%			
				0 25 50 75 100	Question	
Response Rate	Mean	STD				
14/67 (20.9%)	2.25	0.50				




7 - Do you recommend William Carey University to individuals seeking programs similar to the one you completed?						
Response Option	Weight	Frequency	Percent	Percent Responses	Means	
Yes	(1)	14	100.00%		1.00	
No	(2)	0	0.00%			
				0 25 50 75 100	Question	
Response Rate	Mean	STD				
14/67 (20.9%)	1.00	0.00				






8 - Approximate GPA?						
Response Option	Weight	Frequency	Percent	Percent Responses	Means	
3.5-4.0	(4)	3	23.08%		2.85	
3.0-3.5	(3)	5	38.46%			
2.5-3.0	(2)	5	38.46%			
2.0-2.5	(1)	0	0.00%			
				0 25 50 75 100	Question	
Response Rate	Mean	STD				
13/67 (19.4%)	2.85	0.80				




9 - Were you a Community or Junior college transfer?						
Response Option	Weight	Frequency	Percent	Percent Responses	Means	
Yes	(1)	10	71.43%			
No	(2)	4	28.57%			
				0 25 50 75 100	Question	
Response Rate	Mean	STD				
14/67 (20.9%)						

10 - Instruction in courses -						
Response Option	Weight	Frequency	Percent	Percent Responses	Means	
Excellent	(4)	10	71.43%		3.71	
Good	(3)	4	28.57%			
Fair	(2)	0	0.00%			
Poor	(1)	0	0.00%			
				0 25 50 75 100	Question	
Response Rate	Mean	STD				
14/67 (20.9%)	3.71	0.47				

William Carey University  
 Graduate Follow-Up Survey 2019-Psychology

11 - Accessibility of instructors-						
Response Option	Weight	Frequency	Percent	Percent Responses	Means	
Excellent	(4)	10	71.43%			
Good	(3)	4	28.57%			
Fair	(2)	0	0.00%			
Poor	(1)	0	0.00%			
				0 25 50 75 100	Question	
Response Rate	Mean	STD				
14/67 (20.9%)	3.71	0.47				

12 - Quality of career counseling-						
Response Option	Weight	Frequency	Percent	Percent Responses	Means	
Excellent	(4)	8	57.14%			
Good	(3)	4	28.57%			
Fair	(2)	1	7.14%			
Poor	(1)	1	7.14%			
				0 25 50 75 100	Question	
Response Rate	Mean	STD				
14/67 (20.9%)	3.36	0.93				

13 - Overall academic degree program -						
Response Option	Weight	Frequency	Percent	Percent Responses	Means	
Excellent	(4)	10	71.43%			
Good	(3)	4	28.57%			
Fair	(2)	0	0.00%			
Poor	(1)	0	0.00%			
				0 25 50 75 100	Question	
Response Rate	Mean	STD				
14/67 (20.9%)	3.71	0.47				



**William Carey University**  
**Graduate Follow-Up Survey 2019-Religion**

1 - I am presently an active member of a church								
Response Option	Weight	Frequency	Percent	Percent Responses		Means		
Yes	(1)	1	100.00%					
No	(2)	0	0.00%					
				0	25	50	75	100
Response Rate	Mean	STD						
1/9 (11.11%)								

2 - Type of Employer:								
Response Option	Weight	Frequency	Percent	Percent Responses		Means		
Private	(5)	0	0.00%					
Military	(4)	0	0.00%					
Educational	(3)	0	0.00%					
Federal/State	(2)	0	0.00%					
Church	(1)	0	0.00%					
				0	25	50	75	100
Response Rate	Mean	STD						
0/9 (0%)								

3 - Job preparation received at William Carey University:								
Response Option	Weight	Frequency	Percent	Percent Responses		Means		
Excellent	(4)	0	0.00%					
Good	(3)	0	0.00%					
Fair	(2)	0	0.00%					
Inadequate	(1)	0	0.00%					
				0	25	50	75	100
Response Rate	Mean	STD						
0/9 (0%)	0.00	0.00						

4 - Are you:								
Response Option	Weight	Frequency	Percent	Percent Responses		Means		
Presently enrolled in a graduate program	(1)	1	100.00%			1.00 		
Plan to enroll in the near future	(2)	0	0.00%					
Plan to enroll in the next five years	(3)	0	0.00%					
Do not plan to ever enroll in a graduate program	(4)	0	0.00%					
Plan to pursue a military career	(5)	0	0.00%					
				0	25	50	75	100
Response Rate	Mean	STD						
1/9 (11.11%)	1.00	0.00						

5 - Employment Status:								
Response Option	Weight	Frequency	Percent	Percent Responses		Means		
Full-Time in a related field	(1)	1	100.00%			1.00 		
Full-time in unrelated field	(2)	0	0.00%					
Part-time in a related field	(3)	0	0.00%					
Part-time in unrelated field	(4)	0	0.00%					
				0	25	50	75	100
Response Rate	Mean	STD						
1/9 (11.11%)	1.00	0.00						

**William Carey University**  
**Graduate Follow-Up Survey 2019-Religion**

6 - Unemployed Status:						
Response Option	Weight	Frequency	Percent	Percent Responses	Means	
Unemployed and not seeking employment	(1)	1	100.00%		1.00	
Unemployed and seeking employment	(2)	0	0.00%			
Retired	(3)	0	0.00%			
Not Applicable	(0)	0	0.00%			
				0 25 50 75 100	Question	
Response Rate	Mean	STD				
1/9 (11.11%)	1.00	0.00				

7 - Do you recommend William Carey University to individuals seeking programs similar to the one you completed?						
Response Option	Weight	Frequency	Percent	Percent Responses	Means	
Yes	(1)	1	100.00%		1.00	
No	(2)	0	0.00%			
				0 25 50 75 100	Question	
Response Rate	Mean	STD				
1/9 (11.11%)	1.00	0.00				

8 - Approximate GPA?						
Response Option	Weight	Frequency	Percent	Percent Responses	Means	
3.5-4.0	(4)	0	0.00%		3.00	
3.0-3.5	(3)	1	100.00%			
2.5-3.0	(2)	0	0.00%			
2.0-2.5	(1)	0	0.00%			
				0 25 50 75 100	Question	
Response Rate	Mean	STD				
1/9 (11.11%)	3.00	0.00				

9 - Were you a Community or Junior college transfer?						
Response Option	Weight	Frequency	Percent	Percent Responses	Means	
Yes	(1)	0	0.00%			
No	(2)	1	100.00%			
				0 25 50 75 100	Question	
Response Rate	Mean	STD				
1/9 (11.11%)						

10 - Instruction in courses -						
Response Option	Weight	Frequency	Percent	Percent Responses	Means	
Excellent	(4)	1	100.00%		4.00	
Good	(3)	0	0.00%			
Fair	(2)	0	0.00%			
Poor	(1)	0	0.00%			
				0 25 50 75 100	Question	
Response Rate	Mean	STD				
1/9 (11.11%)	4.00	0.00				

**William Carey University**  
**Graduate Follow-Up Survey 2019-Religion**

11 - Accessibility of instructors-									
Response Option	Weight	Frequency	Percent	Percent Responses		Means			
Excellent	(4)	1	100.00%			4.00			
Good	(3)	0	0.00%						
Fair	(2)	0	0.00%						
Poor	(1)	0	0.00%						
				0	25	50	75	100	Question
Response Rate	Mean	STD							
1/9 (11.11%)	4.00	0.00							

12 - Quality of career counseling-									
Response Option	Weight	Frequency	Percent	Percent Responses		Means			
Excellent	(4)	0	0.00%						
Good	(3)	0	0.00%						
Fair	(2)	0	0.00%						
Poor	(1)	0	0.00%						
				0	25	50	75	100	
Response Rate	Mean	STD							
0/9 (0%)	0.00	0.00							

13 - Overall academic degree program -									
Response Option	Weight	Frequency	Percent	Percent Responses		Means			
Excellent	(4)	1	100.00%			4.00			
Good	(3)	0	0.00%						
Fair	(2)	0	0.00%						
Poor	(1)	0	0.00%						
				0	25	50	75	100	Question
Response Rate	Mean	STD							
1/9 (11.11%)	4.00	0.00							

**William Carey University**  
**Graduate Follow-Up Survey 2019-Social Science**

1 - I am presently an active member of a church								
Response Option	Weight	Frequency	Percent	Percent Responses		Means		
Yes	(1)	1	50.00%					
No	(2)	1	50.00%					
				0	25	50	75	100
<b>Response Rate</b>								
2/9 (22.22%)								

2 - Type of Employer:								
Response Option	Weight	Frequency	Percent	Percent Responses		Means		
Private	(5)	0	0.00%					
Military	(4)	0	0.00%					
Educational	(3)	0	0.00%					
Federal/State	(2)	2	100.00%					
Church	(1)	0	0.00%					
				0	25	50	75	100
<b>Response Rate</b>								
2/9 (22.22%)								

3 - Job preparation received at William Carey University:								
Response Option	Weight	Frequency	Percent	Percent Responses		Means		
Excellent	(4)	0	0.00%			2.50		
Good	(3)	1	50.00%					
Fair	(2)	1	50.00%					
Inadequate	(1)	0	0.00%					
				0	25	50	75	100
<b>Response Rate</b>	<b>Mean</b>	<b>STD</b>						
2/9 (22.22%)	2.50	0.71						

4 - Are you:								
Response Option	Weight	Frequency	Percent	Percent Responses		Means		
Presently enrolled in a graduate program	(1)	1	50.00%			1.50		
Plan to enroll in the near future	(2)	1	50.00%					
Plan to enroll in the next five years	(3)	0	0.00%					
Do not plan to ever enroll in a graduate program	(4)	0	0.00%					
Plan to pursue a military career	(5)	0	0.00%					
				0	25	50	75	100
<b>Response Rate</b>	<b>Mean</b>	<b>STD</b>						
2/9 (22.22%)	1.50	0.71						

5 - Employment Status:								
Response Option	Weight	Frequency	Percent	Percent Responses		Means		
Full-Time in a related field	(1)	2	100.00%			1.00		
Full-time in unrelated field	(2)	0	0.00%					
Part-time in a related field	(3)	0	0.00%					
Part-time in unrelated field	(4)	0	0.00%					
				0	25	50	75	100
<b>Response Rate</b>	<b>Mean</b>	<b>STD</b>						
2/9 (22.22%)	1.00	0.00						

**William Carey University**  
**Graduate Follow-Up Survey 2019-Social Science**

6 - Unemployed Status:									
Response Option	Weight	Frequency	Percent	Percent Responses		Means			
Unemployed and not seeking employment	(1)	0	0.00%						
Unemployed and seeking employment	(2)	0	0.00%						
Retired	(3)	0	0.00%						
Not Applicable	(0)	2	100.00%						
				0	25	50	75	100	
Response Rate	Mean	STD							
2/9 (22.22%)	0.00	0.00							

7 - Do you recommend William Carey University to individuals seeking programs similar to the one you completed?									
Response Option	Weight	Frequency	Percent	Percent Responses		Means			
Yes	(1)	2	100.00%			1.00			
No	(2)	0	0.00%						
				0	25	50	75	100	Question
Response Rate	Mean	STD							
2/9 (22.22%)	1.00	0.00							

8 - Approximate GPA?									
Response Option	Weight	Frequency	Percent	Percent Responses		Means			
3.5-4.0	(4)	1	50.00%			3.50			
3.0-3.5	(3)	1	50.00%						
2.5-3.0	(2)	0	0.00%						
2.0-2.5	(1)	0	0.00%						
				0	25	50	75	100	Question
Response Rate	Mean	STD							
2/9 (22.22%)	3.50	0.71							

9 - Were you a Community or Junior college transfer?									
Response Option	Weight	Frequency	Percent	Percent Responses		Means			
Yes	(1)	0	0.00%						
No	(2)	2	100.00%						
				0	25	50	75	100	
Response Rate	Mean	STD							
2/9 (22.22%)									

10 - Instruction in courses -									
Response Option	Weight	Frequency	Percent	Percent Responses		Means			
Excellent	(4)	1	50.00%			3.50			
Good	(3)	1	50.00%						
Fair	(2)	0	0.00%						
Poor	(1)	0	0.00%						
				0	25	50	75	100	Question
Response Rate	Mean	STD							
2/9 (22.22%)	3.50	0.71							

**William Carey University**  
**Graduate Follow-Up Survey 2019-Social Science**

11 - Accessibility of instructors-									
Response Option	Weight	Frequency	Percent	Percent Responses		Means			
Excellent	(4)	2	100.00%			4.00			
Good	(3)	0	0.00%						
Fair	(2)	0	0.00%						
Poor	(1)	0	0.00%						
				0	25	50	75	100	Question
Response Rate	Mean	STD							
2/9 (22.22%)	4.00	0.00							

12 - Quality of career counseling-									
Response Option	Weight	Frequency	Percent	Percent Responses		Means			
Excellent	(4)	0	0.00%			2.50			
Good	(3)	1	50.00%						
Fair	(2)	1	50.00%						
Poor	(1)	0	0.00%						
				0	25	50	75	100	Question
Response Rate	Mean	STD							
2/9 (22.22%)	2.50	0.71							

13 - Overall academic degree program -									
Response Option	Weight	Frequency	Percent	Percent Responses		Means			
Excellent	(4)	0	0.00%			2.50			
Good	(3)	1	50.00%						
Fair	(2)	1	50.00%						
Poor	(1)	0	0.00%						
				0	25	50	75	100	Question
Response Rate	Mean	STD							
2/9 (22.22%)	2.50	0.71							

**William Carey University**  
**Graduate Follow-Up Survey 2019-Speech Communication**

1 - I am presently an active member of a church								
Response Option	Weight	Frequency	Percent	Percent Responses		Means		
Yes	(1)	2	100.00%					
No	(2)	0	0.00%					
				0	25	50	75	100
<b>Response Rate</b>								
2/5 (40%)								

2 - Type of Employer:								
Response Option	Weight	Frequency	Percent	Percent Responses		Means		
Private	(5)	1	50.00%					
Military	(4)	0	0.00%					
Educational	(3)	1	50.00%					
Federal/State	(2)	0	0.00%					
Church	(1)	0	0.00%					
				0	25	50	75	100
<b>Response Rate</b>								
2/5 (40%)								

3 - Job preparation received at William Carey University:								
Response Option	Weight	Frequency	Percent	Percent Responses		Means		
Excellent	(4)	0	0.00%			2.00		
Good	(3)	1	50.00%					
Fair	(2)	0	0.00%					
Inadequate	(1)	1	50.00%					
				0	25	50	75	100
<b>Response Rate</b>	<b>Mean</b>	<b>STD</b>						
2/5 (40%)	2.00	1.41						

4 - Are you:								
Response Option	Weight	Frequency	Percent	Percent Responses		Means		
Presently enrolled in a graduate program	(1)	1	50.00%			1.50		
Plan to enroll in the near future	(2)	1	50.00%					
Plan to enroll in the next five years	(3)	0	0.00%					
Do not plan to ever enroll in a graduate program	(4)	0	0.00%					
Plan to pursue a military career	(5)	0	0.00%					
				0	25	50	75	100
<b>Response Rate</b>	<b>Mean</b>	<b>STD</b>						
2/5 (40%)	1.50	0.71						

5 - Employment Status:								
Response Option	Weight	Frequency	Percent	Percent Responses		Means		
Full-Time in a related field	(1)	1	50.00%			1.50		
Full-time in unrelated field	(2)	1	50.00%					
Part-time in a related field	(3)	0	0.00%					
Part-time in unrelated field	(4)	0	0.00%					
				0	25	50	75	100
<b>Response Rate</b>	<b>Mean</b>	<b>STD</b>						
2/5 (40%)	1.50	0.71						

**William Carey University**  
**Graduate Follow-Up Survey 2019-Speech Communication**

6 - Unemployed Status:						
Response Option	Weight	Frequency	Percent	Percent Responses	Means	
Unemployed and not seeking employment	(1)	0	0.00%			
Unemployed and seeking employment	(2)	0	0.00%			
Retired	(3)	0	0.00%			
Not Applicable	(0)	2	100.00%			
				0 25 50 75 100		
Response Rate	Mean	STD				
2/5 (40%)	0.00	0.00				

7 - Do you recommend William Carey University to individuals seeking programs similar to the one you completed?						
Response Option	Weight	Frequency	Percent	Percent Responses	Means	
Yes	(1)	0	0.00%		2.00	
No	(2)	2	100.00%			
				0 25 50 75 100	Question	
Response Rate	Mean	STD				
2/5 (40%)	2.00	0.00				

8 - Approximate GPA?						
Response Option	Weight	Frequency	Percent	Percent Responses	Means	
3.5-4.0	(4)	1	50.00%		3.50	
3.0-3.5	(3)	1	50.00%			
2.5-3.0	(2)	0	0.00%			
2.0-2.5	(1)	0	0.00%			
				0 25 50 75 100	Question	
Response Rate	Mean	STD				
2/5 (40%)	3.50	0.71				

9 - Were you a Community or Junior college transfer?						
Response Option	Weight	Frequency	Percent	Percent Responses	Means	
Yes	(1)	0	0.00%			
No	(2)	2	100.00%			
				0 25 50 75 100		
Response Rate	Mean	STD				
2/5 (40%)						

10 - Instruction in courses -						
Response Option	Weight	Frequency	Percent	Percent Responses	Means	
Excellent	(4)	1	50.00%		3.00	
Good	(3)	0	0.00%			
Fair	(2)	1	50.00%			
Poor	(1)	0	0.00%			
				0 25 50 75 100	Question	
Response Rate	Mean	STD				
2/5 (40%)	3.00	1.41				



**William Carey University**  
**Graduate Follow-Up Survey 2019-Speech Communication**

11 - Accessibility of instructors-									
Response Option	Weight	Frequency	Percent	Percent Responses		Means			
Excellent	(4)	1	50.00%			3.50 			
Good	(3)	1	50.00%						
Fair	(2)	0	0.00%						
Poor	(1)	0	0.00%						
				0	25	50	75	100	Question
Response Rate	Mean	STD							
2/5 (40%)	3.50	0.71							

12 - Quality of career counseling-									
Response Option	Weight	Frequency	Percent	Percent Responses		Means			
Excellent	(4)	1	50.00%			3.50 			
Good	(3)	1	50.00%						
Fair	(2)	0	0.00%						
Poor	(1)	0	0.00%						
				0	25	50	75	100	Question
Response Rate	Mean	STD							
2/5 (40%)	3.50	0.71							

13 - Overall academic degree program -									
Response Option	Weight	Frequency	Percent	Percent Responses		Means			
Excellent	(4)	0	0.00%			3.00 			
Good	(3)	2	100.00%						
Fair	(2)	0	0.00%						
Poor	(1)	0	0.00%						
				0	25	50	75	100	Question
Response Rate	Mean	STD							
2/5 (40%)	3.00	0.00							

**William Carey University**  
**Graduate Follow-Up Survey 2019 MA-English**

1 - I am presently an active member of a church								
Response Option	Weight	Frequency	Percent	Percent Responses		Means		
Yes	(1)	1	100.00%					
No	(2)	0	0.00%					
				0	25	50	75	100
Response Rate								
1/2 (50%)								

2 - Type of Employer:								
Response Option	Weight	Frequency	Percent	Percent Responses		Means		
Private	(5)	0	0.00%					
Military	(4)	0	0.00%					
Educational	(3)	1	100.00%					
Federal/State	(2)	0	0.00%					
Church	(1)	0	0.00%					
				0	25	50	75	100
Response Rate								
1/2 (50%)								

3 - Job preparation received at William Carey University:								
Response Option	Weight	Frequency	Percent	Percent Responses		Means		
Excellent	(4)	1	100.00%			4.00		
Good	(3)	0	0.00%					
Fair	(2)	0	0.00%					
Inadequate	(1)	0	0.00%					
				0	25	50	75	100
Response Rate	Mean	STD						
1/2 (50%)	4.00	0.00						

4 - Are you:								
Response Option	Weight	Frequency	Percent	Percent Responses		Means		
Presently enrolled in a graduate program	(1)	0	0.00%					
Plan to enroll in the near future	(2)	0	0.00%					
Plan to enroll in the next five years	(3)	0	0.00%					
Do not plan to ever enroll in a graduate program	(4)	0	0.00%					
Plan to pursue a military career	(5)	0	0.00%					
				0	25	50	75	100
Response Rate	Mean	STD						
0/2 (0%)	0.00	0.00						

5 - Employment Status:								
Response Option	Weight	Frequency	Percent	Percent Responses		Means		
Full-Time in a related field	(1)	0	0.00%			2.00		
Full-time in unrelated field	(2)	1	100.00%					
Part-time in a related field	(3)	0	0.00%					
Part-time in unrelated field	(4)	0	0.00%					
				0	25	50	75	100
Response Rate	Mean	STD						
1/2 (50%)	2.00	0.00						

**William Carey University**  
**Graduate Follow-Up Survey 2019 MA-English**

6 - Unemployed Status:						
Response Option	Weight	Frequency	Percent	Percent Responses	Means	
Unemployed and not seeking employment	(1)	0	0.00%			
Unemployed and seeking employment	(2)	0	0.00%			
Retired	(3)	0	0.00%			
Not Applicable	(0)	1	100.00%			
				0 25 50 75 100		
Response Rate	Mean	STD				
1/2 (50%)	0.00	0.00				

7 - Do you recommend William Carey University to individuals seeking programs similar to the one you completed?						
Response Option	Weight	Frequency	Percent	Percent Responses	Means	
Yes	(1)	1	100.00%		1.00	
No	(2)	0	0.00%			
				0 25 50 75 100	Question	
Response Rate	Mean	STD				
1/2 (50%)	1.00	0.00				

8 - Approximate GPA?						
Response Option	Weight	Frequency	Percent	Percent Responses	Means	
3.5-4.0	(4)	1	100.00%		4.00	
3.0-3.5	(3)	0	0.00%			
2.5-3.0	(2)	0	0.00%			
2.0-2.5	(1)	0	0.00%			
				0 25 50 75 100	Question	
Response Rate	Mean	STD				
1/2 (50%)	4.00	0.00				

9 - Were you a Community or Junior college transfer?						
Response Option	Weight	Frequency	Percent	Percent Responses	Means	
Yes	(1)	0	0.00%			
No	(2)	1	100.00%			
				0 25 50 75 100		
Response Rate	Mean	STD				
1/2 (50%)						

10 - Instruction in courses -						
Response Option	Weight	Frequency	Percent	Percent Responses	Means	
Excellent	(4)	1	100.00%		4.00	
Good	(3)	0	0.00%			
Fair	(2)	0	0.00%			
Poor	(1)	0	0.00%			
				0 25 50 75 100	Question	
Response Rate	Mean	STD				
1/2 (50%)	4.00	0.00				

**William Carey University**  
**Graduate Follow-Up Survey 2019 MA-English**

11 - Accessibility of instructors-									
Response Option	Weight	Frequency	Percent	Percent Responses		Means			
Excellent	(4)	1	100.00%			4.00			
Good	(3)	0	0.00%						
Fair	(2)	0	0.00%						
Poor	(1)	0	0.00%						
				0	25	50	75	100	Question
Response Rate	Mean	STD							
1/2 (50%)	4.00	0.00							

12 - Quality of career counseling-									
Response Option	Weight	Frequency	Percent	Percent Responses		Means			
Excellent	(4)	0	0.00%			2.00			
Good	(3)	0	0.00%						
Fair	(2)	1	100.00%						
Poor	(1)	0	0.00%						
				0	25	50	75	100	Question
Response Rate	Mean	STD							
1/2 (50%)	2.00	0.00							

13 - Overall academic degree program -									
Response Option	Weight	Frequency	Percent	Percent Responses		Means			
Excellent	(4)	1	100.00%			4.00			
Good	(3)	0	0.00%						
Fair	(2)	0	0.00%						
Poor	(1)	0	0.00%						
				0	25	50	75	100	Question
Response Rate	Mean	STD							
1/2 (50%)	4.00	0.00							

**William Carey University**  
**Graduate Follow-Up Survey 2019-Master of Biomedical Science**

1 - I am presently an active member of a church								
Response Option	Weight	Frequency	Percent	Percent Responses		Means		
Yes	(1)	3	42.86%					
No	(2)	4	57.14%					
				0	25	50	75	100
<b>Response Rate</b>								
7/31 (22.58%)								

2 - Type of Employer:								
Response Option	Weight	Frequency	Percent	Percent Responses		Means		
Private	(5)	1	33.33%					
Military	(4)	0	0.00%					
Educational	(3)	2	66.67%					
Federal/State	(2)	0	0.00%					
Church	(1)	0	0.00%					
				0	25	50	75	100
<b>Response Rate</b>								
3/31 (9.68%)								

3 - Job preparation received at William Carey University:								
Response Option	Weight	Frequency	Percent	Percent Responses		Means		
Excellent	(4)	2	40.00%			3.00		
Good	(3)	1	20.00%					
Fair	(2)	2	40.00%					
Inadequate	(1)	0	0.00%					
				0	25	50	75	100
<b>Response Rate</b>	<b>Mean</b>	<b>STD</b>						
5/31 (16.13%)	3.00	1.00						

4 - Are you:								
Response Option	Weight	Frequency	Percent	Percent Responses		Means		
Presently enrolled in a graduate program	(1)	6	85.71%			1.29		
Plan to enroll in the near future	(2)	0	0.00%					
Plan to enroll in the next five years	(3)	1	14.29%					
Do not plan to ever enroll in a graduate program	(4)	0	0.00%					
Plan to pursue a military career	(5)	0	0.00%					
				0	25	50	75	100
<b>Response Rate</b>	<b>Mean</b>	<b>STD</b>						
7/31 (22.58%)	1.29	0.76						

5 - Employment Status:								
Response Option	Weight	Frequency	Percent	Percent Responses		Means		
Full-Time in a related field	(1)	0	0.00%			4.00		
Full-time in unrelated field	(2)	0	0.00%					
Part-time in a related field	(3)	0	0.00%					
Part-time in unrelated field	(4)	2	100.00%					
				0	25	50	75	100
<b>Response Rate</b>	<b>Mean</b>	<b>STD</b>						
2/31 (6.45%)	4.00	0.00						

**William Carey University**  
**Graduate Follow-Up Survey 2019-Master of Biomedical Science**

6 - Unemployed Status:						
Response Option	Weight	Frequency	Percent	Percent Responses	Means	
Unemployed and not seeking employment	(1)	1	20.00%		1.00	
Unemployed and seeking employment	(2)	0	0.00%			
Retired	(3)	0	0.00%			
Not Applicable	(0)	4	80.00%			
				0 25 50 75 100	Question	
Response Rate	Mean	STD				
5/31 (16.13%)	1.00	0.00				




7 - Do you recommend William Carey University to individuals seeking programs similar to the one you completed?						
Response Option	Weight	Frequency	Percent	Percent Responses	Means	
Yes	(1)	5	71.43%		1.29	
No	(2)	2	28.57%			
				0 25 50 75 100	Question	
Response Rate	Mean	STD				
7/31 (22.58%)	1.29	0.49				






8 - Approximate GPA?						
Response Option	Weight	Frequency	Percent	Percent Responses	Means	
3.5-4.0	(4)	5	71.43%		3.71	
3.0-3.5	(3)	2	28.57%			
2.5-3.0	(2)	0	0.00%			
2.0-2.5	(1)	0	0.00%			
				0 25 50 75 100	Question	
Response Rate	Mean	STD				
7/31 (22.58%)	3.71	0.49				





9 - Were you a Community or Junior college transfer?						
Response Option	Weight	Frequency	Percent	Percent Responses	Means	
Yes	(1)	0	0.00%			
No	(2)	7	100.00%			
				0 25 50 75 100	Question	
Response Rate	Mean	STD				
7/31 (22.58%)						

10 - Instruction in courses -						
Response Option	Weight	Frequency	Percent	Percent Responses	Means	
Excellent	(4)	3	42.86%		3.29	
Good	(3)	3	42.86%			
Fair	(2)	1	14.29%			
Poor	(1)	0	0.00%			
				0 25 50 75 100	Question	
Response Rate	Mean	STD				
7/31 (22.58%)	3.29	0.76				

**William Carey University**  
**Graduate Follow-Up Survey 2019-Master of Biomedical Science**

11 - Accessibility of instructors-						
Response Option	Weight	Frequency	Percent	Percent Responses	Means	
Excellent	(4)	4	57.14%			
Good	(3)	3	42.86%			
Fair	(2)	0	0.00%			
Poor	(1)	0	0.00%			
				0 25 50 75 100	Question	
Response Rate	Mean	STD				
7/31 (22.58%)	3.57	0.53				

12 - Quality of career counseling-						
Response Option	Weight	Frequency	Percent	Percent Responses	Means	
Excellent	(4)	2	28.57%			
Good	(3)	1	14.29%			
Fair	(2)	3	42.86%			
Poor	(1)	1	14.29%			
				0 25 50 75 100	Question	
Response Rate	Mean	STD				
7/31 (22.58%)	2.57	1.13				

13 - Overall academic degree program -						
Response Option	Weight	Frequency	Percent	Percent Responses	Means	
Excellent	(4)	3	42.86%			
Good	(3)	2	28.57%			
Fair	(2)	2	28.57%			
Poor	(1)	0	0.00%			
				0 25 50 75 100	Question	
Response Rate	Mean	STD				
7/31 (22.58%)	3.14	0.90				

**William Carey University**  
**Graduate Follow-Up Survey 2019-Master of Business Administration**

1 - I am presently an active member of a church								
Response Option	Weight	Frequency	Percent	Percent Responses		Means		
Yes	(1)	7	100.00%					
No	(2)	0	0.00%					
				0	25	50	75	100
<b>Response Rate</b>								
7/25 (28%)								

2 - Type of Employer:								
Response Option	Weight	Frequency	Percent	Percent Responses		Means		
Private	(5)	4	66.67%					
Military	(4)	0	0.00%					
Educational	(3)	2	33.33%					
Federal/State	(2)	0	0.00%					
Church	(1)	0	0.00%					
				0	25	50	75	100
<b>Response Rate</b>								
6/25 (24%)								

3 - Job preparation received at William Carey University:								
Response Option	Weight	Frequency	Percent	Percent Responses		Means		
Excellent	(4)	3	42.86%			3.43		
Good	(3)	4	57.14%					
Fair	(2)	0	0.00%					
Inadequate	(1)	0	0.00%					
				0	25	50	75	100
<b>Response Rate</b>	<b>Mean</b>	<b>STD</b>					Question	
7/25 (28%)	3.43	0.53						

4 - Are you:								
Response Option	Weight	Frequency	Percent	Percent Responses		Means		
Presently enrolled in a graduate program	(1)	0	0.00%			3.20		
Plan to enroll in the near future	(2)	1	20.00%					
Plan to enroll in the next five years	(3)	2	40.00%					
Do not plan to ever enroll in a graduate program	(4)	2	40.00%					
Plan to pursue a military career	(5)	0	0.00%					
				0	25	50	75	100
<b>Response Rate</b>	<b>Mean</b>	<b>STD</b>					Question	
5/25 (20%)	3.20	0.84						

5 - Employment Status:								
Response Option	Weight	Frequency	Percent	Percent Responses		Means		
Full-Time in a related field	(1)	6	85.71%			1.29		
Full-time in unrelated field	(2)	0	0.00%					
Part-time in a related field	(3)	1	14.29%					
Part-time in unrelated field	(4)	0	0.00%					
				0	25	50	75	100
<b>Response Rate</b>	<b>Mean</b>	<b>STD</b>					Question	
7/25 (28%)	1.29	0.76						



**William Carey University**  
**Graduate Follow-Up Survey 2019-Master of Business Administration**

6 - Unemployed Status:						
Response Option	Weight	Frequency	Percent	Percent Responses	Means	
Unemployed and not seeking employment	(1)	0	0.00%		3.00	
Unemployed and seeking employment	(2)	0	0.00%			
Retired	(3)	1	20.00%			
Not Applicable	(0)	4	80.00%			
				0 25 50 75 100	Question	
Response Rate	Mean	STD				
5/25 (20%)	3.00	0.00				




7 - Do you recommend William Carey University to individuals seeking programs similar to the one you completed?						
Response Option	Weight	Frequency	Percent	Percent Responses	Means	
Yes	(1)	7	100.00%		1.00	
No	(2)	0	0.00%			
				0 25 50 75 100	Question	
Response Rate	Mean	STD				
7/25 (28%)	1.00	0.00				





8 - Approximate GPA?						
Response Option	Weight	Frequency	Percent	Percent Responses	Means	
3.5-4.0	(4)	4	57.14%		3.43	
3.0-3.5	(3)	2	28.57%			
2.5-3.0	(2)	1	14.29%			
2.0-2.5	(1)	0	0.00%			
				0 25 50 75 100	Question	
Response Rate	Mean	STD				
7/25 (28%)	3.43	0.79				




9 - Were you a Community or Junior college transfer?						
Response Option	Weight	Frequency	Percent	Percent Responses	Means	
Yes	(1)	1	14.29%			
No	(2)	6	85.71%			
				0 25 50 75 100	Question	
Response Rate	Mean	STD				
7/25 (28%)						

10 - Instruction in courses -						
Response Option	Weight	Frequency	Percent	Percent Responses	Means	
Excellent	(4)	3	42.86%		3.43	
Good	(3)	4	57.14%			
Fair	(2)	0	0.00%			
Poor	(1)	0	0.00%			
				0 25 50 75 100	Question	
Response Rate	Mean	STD				
7/25 (28%)	3.43	0.53				

**William Carey University**  
**Graduate Follow-Up Survey 2019-Master of Business Administration**

11 - Accessibility of instructors-						
Response Option	Weight	Frequency	Percent	Percent Responses	Means	
Excellent	(4)	5	71.43%		 3.71	
Good	(3)	2	28.57%			
Fair	(2)	0	0.00%			
Poor	(1)	0	0.00%			
				0 25 50 75 100	Question	
Response Rate	Mean	STD				
7/25 (28%)	3.71	0.49				

12 - Quality of career counseling-						
Response Option	Weight	Frequency	Percent	Percent Responses	Means	
Excellent	(4)	3	50.00%		 3.17	
Good	(3)	1	16.67%			
Fair	(2)	2	33.33%			
Poor	(1)	0	0.00%			
				0 25 50 75 100	Question	
Response Rate	Mean	STD				
6/25 (24%)	3.17	0.98				

13 - Overall academic degree program -						
Response Option	Weight	Frequency	Percent	Percent Responses	Means	
Excellent	(4)	3	42.86%		 3.43	
Good	(3)	4	57.14%			
Fair	(2)	0	0.00%			
Poor	(1)	0	0.00%			
				0 25 50 75 100	Question	
Response Rate	Mean	STD				
7/25 (28%)	3.43	0.53				

**William Carey University**  
**Graduate Follow-Up Survey 2019 MED**

1 - I am presently an active member of a church								
Response Option	Weight	Frequency	Percent	Percent Responses		Means		
Yes	(1)	46	79.31%					
No	(2)	12	20.69%					
				0	25	50	75	100
<b>Response Rate</b>								
58/276 (21.01%)								

2 - Type of Employer:								
Response Option	Weight	Frequency	Percent	Percent Responses		Means		
Private	(5)	3	5.17%					
Military	(4)	1	1.72%					
Educational	(3)	42	72.41%					
Federal/State	(2)	11	18.97%					
Church	(1)	1	1.72%					
				0	25	50	75	100
<b>Response Rate</b>								
58/276 (21.01%)								

3 - Job preparation received at William Carey University:								
Response Option	Weight	Frequency	Percent	Percent Responses		Means		
Excellent	(4)	46	77.97%			3.75		
Good	(3)	11	18.64%					
Fair	(2)	2	3.39%					
Inadequate	(1)	0	0.00%					
				0	25	50	75	100
<b>Response Rate</b>	<b>Mean</b>	<b>STD</b>						
59/276 (21.38%)	3.75	0.51						

4 - Are you:								
Response Option	Weight	Frequency	Percent	Percent Responses		Means		
Presently enrolled in a graduate program	(1)	17	37.78%			2.22		
Plan to enroll in the near future	(2)	11	24.44%					
Plan to enroll in the next five years	(3)	7	15.56%					
Do not plan to ever enroll in a graduate program	(4)	10	22.22%					
Plan to pursue a military career	(5)	0	0.00%					
				0	25	50	75	100
<b>Response Rate</b>	<b>Mean</b>	<b>STD</b>						
45/276 (16.3%)	2.22	1.18						

5 - Employment Status:								
Response Option	Weight	Frequency	Percent	Percent Responses		Means		
Full-Time in a related field	(1)	52	89.66%			1.14		
Full-time in unrelated field	(2)	4	6.90%					
Part-time in a related field	(3)	2	3.45%					
Part-time in unrelated field	(4)	0	0.00%					
				0	25	50	75	100
<b>Response Rate</b>	<b>Mean</b>	<b>STD</b>						
58/276 (21.01%)	1.14	0.44						

**William Carey University**  
**Graduate Follow-Up Survey 2019 MED**

6 - Unemployed Status:						
Response Option	Weight	Frequency	Percent	Percent Responses	Means	
Unemployed and not seeking employment	(1)	3	6.00%		1.00	
Unemployed and seeking employment	(2)	0	0.00%			
Retired	(3)	0	0.00%			
Not Applicable	(0)	47	94.00%			
				0 25 50 75 100	Question	
Response Rate	Mean	STD				
50/276 (18.12%)	1.00	0.00				





7 - Do you recommend William Carey University to individuals seeking programs similar to the one you completed?						
Response Option	Weight	Frequency	Percent	Percent Responses	Means	
Yes	(1)	58	98.31%		1.02	
No	(2)	1	1.69%			
				0 25 50 75 100	Question	
Response Rate	Mean	STD				
59/276 (21.38%)	1.02	0.13				






8 - Approximate GPA?						
Response Option	Weight	Frequency	Percent	Percent Responses	Means	
3.5-4.0	(4)	55	93.22%		3.93	
3.0-3.5	(3)	4	6.78%			
2.5-3.0	(2)	0	0.00%			
2.0-2.5	(1)	0	0.00%			
				0 25 50 75 100	Question	
Response Rate	Mean	STD				
59/276 (21.38%)	3.93	0.25				




9 - Were you a Community or Junior college transfer?						
Response Option	Weight	Frequency	Percent	Percent Responses	Means	
Yes	(1)	11	18.97%			
No	(2)	47	81.03%			
				0 25 50 75 100	Question	
Response Rate						
58/276 (21.01%)						

10 - Instruction in courses -						
Response Option	Weight	Frequency	Percent	Percent Responses	Means	
Excellent	(4)	45	76.27%		3.75	
Good	(3)	13	22.03%			
Fair	(2)	1	1.69%			
Poor	(1)	0	0.00%			
				0 25 50 75 100	Question	
Response Rate	Mean	STD				
59/276 (21.38%)	3.75	0.48				

**William Carey University**  
**Graduate Follow-Up Survey 2019 MED**

11 - Accessibility of instructors-						
Response Option	Weight	Frequency	Percent	Percent Responses	Means	
Excellent	(4)	45	76.27%			
Good	(3)	12	20.34%			
Fair	(2)	2	3.39%			
Poor	(1)	0	0.00%			
				0 25 50 75 100	Question	
Response Rate	Mean	STD				
59/276 (21.38%)	3.73	0.52				

12 - Quality of career counseling-						
Response Option	Weight	Frequency	Percent	Percent Responses	Means	
Excellent	(4)	35	60.34%			
Good	(3)	15	25.86%			
Fair	(2)	6	10.34%			
Poor	(1)	2	3.45%			
				0 25 50 75 100	Question	
Response Rate	Mean	STD				
58/276 (21.01%)	3.43	0.82				

13 - Overall academic degree program -						
Response Option	Weight	Frequency	Percent	Percent Responses	Means	
Excellent	(4)	51	86.44%			
Good	(3)	8	13.56%			
Fair	(2)	0	0.00%			
Poor	(1)	0	0.00%			
				0 25 50 75 100	Question	
Response Rate	Mean	STD				
59/276 (21.38%)	3.86	0.35				

**William Carey University**  
**Graduate Follow-Up Survey 2019-Master in Music Education**

1 - I am presently an active member of a church								
Response Option	Weight	Frequency	Percent	Percent Responses		Means		
Yes	(1)	1	100.00%					
No	(2)	0	0.00%					
				0	25	50	75	100
Response Rate								
1/7 (14.29%)								

2 - Type of Employer:								
Response Option	Weight	Frequency	Percent	Percent Responses		Means		
Private	(5)	0	0.00%					
Military	(4)	0	0.00%					
Educational	(3)	1	100.00%					
Federal/State	(2)	0	0.00%					
Church	(1)	0	0.00%					
				0	25	50	75	100
Response Rate								
1/7 (14.29%)								

3 - Job preparation received at William Carey University:								
Response Option	Weight	Frequency	Percent	Percent Responses		Means		
Excellent	(4)	1	100.00%			4.00		
Good	(3)	0	0.00%					
Fair	(2)	0	0.00%					
Inadequate	(1)	0	0.00%					
				0	25	50	75	100
Response Rate	Mean	STD						
1/7 (14.29%)	4.00	0.00						

4 - Are you:								
Response Option	Weight	Frequency	Percent	Percent Responses		Means		
Presently enrolled in a graduate program	(1)	0	0.00%			4.00		
Plan to enroll in the near future	(2)	0	0.00%					
Plan to enroll in the next five years	(3)	0	0.00%					
Do not plan to ever enroll in a graduate program	(4)	1	100.00%					
Plan to pursue a military career	(5)	0	0.00%					
				0	25	50	75	100
Response Rate	Mean	STD						
1/7 (14.29%)	4.00	0.00						

5 - Employment Status:								
Response Option	Weight	Frequency	Percent	Percent Responses		Means		
Full-Time in a related field	(1)	1	100.00%			1.00		
Full-time in unrelated field	(2)	0	0.00%					
Part-time in a related field	(3)	0	0.00%					
Part-time in unrelated field	(4)	0	0.00%					
				0	25	50	75	100
Response Rate	Mean	STD						
1/7 (14.29%)	1.00	0.00						

**William Carey University**  
**Graduate Follow-Up Survey 2019-Master in Music Education**

6 - Unemployed Status:								
Response Option	Weight	Frequency	Percent	Percent Responses		Means		
Unemployed and not seeking employment	(1)	0	0.00%					
Unemployed and seeking employment	(2)	0	0.00%					
Retired	(3)	0	0.00%					
Not Applicable	(0)	1	100.00%					
				0	25	50	75	100
Response Rate	Mean	STD						
1/7 (14.29%)	0.00	0.00						

7 - Do you recommend William Carey University to individuals seeking programs similar to the one you completed?								
Response Option	Weight	Frequency	Percent	Percent Responses		Means		
Yes	(1)	1	100.00%			1.00		
No	(2)	0	0.00%					
				0	25	50	75	100
Response Rate	Mean	STD						
1/7 (14.29%)	1.00	0.00						

8 - Approximate GPA?								
Response Option	Weight	Frequency	Percent	Percent Responses		Means		
3.5-4.0	(4)	1	100.00%			4.00		
3.0-3.5	(3)	0	0.00%					
2.5-3.0	(2)	0	0.00%					
2.0-2.5	(1)	0	0.00%					
				0	25	50	75	100
Response Rate	Mean	STD						
1/7 (14.29%)	4.00	0.00						

9 - Were you a Community or Junior college transfer?								
Response Option	Weight	Frequency	Percent	Percent Responses		Means		
Yes	(1)	0	0.00%					
No	(2)	1	100.00%					
				0	25	50	75	100
Response Rate	Mean	STD						
1/7 (14.29%)								

10 - Instruction in courses -								
Response Option	Weight	Frequency	Percent	Percent Responses		Means		
Excellent	(4)	1	100.00%			4.00		
Good	(3)	0	0.00%					
Fair	(2)	0	0.00%					
Poor	(1)	0	0.00%					
				0	25	50	75	100
Response Rate	Mean	STD						
1/7 (14.29%)	4.00	0.00						

**William Carey University**  
**Graduate Follow-Up Survey 2019-Master in Music Education**

11 - Accessibility of instructors-									
Response Option	Weight	Frequency	Percent	Percent Responses		Means			
Excellent	(4)	1	100.00%			4.00			
Good	(3)	0	0.00%						
Fair	(2)	0	0.00%						
Poor	(1)	0	0.00%						
				0	25	50	75	100	Question
Response Rate	Mean	STD							
1/7 (14.29%)	4.00	0.00							

12 - Quality of career counseling-									
Response Option	Weight	Frequency	Percent	Percent Responses		Means			
Excellent	(4)	1	100.00%			4.00			
Good	(3)	0	0.00%						
Fair	(2)	0	0.00%						
Poor	(1)	0	0.00%						
				0	25	50	75	100	Question
Response Rate	Mean	STD							
1/7 (14.29%)	4.00	0.00							

13 - Overall academic degree program -									
Response Option	Weight	Frequency	Percent	Percent Responses		Means			
Excellent	(4)	1	100.00%			4.00			
Good	(3)	0	0.00%						
Fair	(2)	0	0.00%						
Poor	(1)	0	0.00%						
				0	25	50	75	100	Question
Response Rate	Mean	STD							
1/7 (14.29%)	4.00	0.00							



**William Carey University**  
**Graduate Follow-Up Survey 2019-MS-Child/Adolescent Therapy**

1 - I am presently an active member of a church								
Response Option	Weight	Frequency	Percent	Percent Responses		Means		
Yes	(1)	2	66.67%					
No	(2)	1	33.33%					
				0	25	50	75	100
<b>Response Rate</b>								
3/11 (27.27%)								

2 - Type of Employer:								
Response Option	Weight	Frequency	Percent	Percent Responses		Means		
Private	(5)	2	66.67%					
Military	(4)	0	0.00%					
Educational	(3)	1	33.33%					
Federal/State	(2)	0	0.00%					
Church	(1)	0	0.00%					
				0	25	50	75	100
<b>Response Rate</b>								
3/11 (27.27%)								

3 - Job preparation received at William Carey University:								
Response Option	Weight	Frequency	Percent	Percent Responses		Means		
Excellent	(4)	2	66.67%			3.67		
Good	(3)	1	33.33%					
Fair	(2)	0	0.00%					
Inadequate	(1)	0	0.00%					
				0	25	50	75	100
<b>Response Rate</b>	<b>Mean</b>	<b>STD</b>					Question	
3/11 (27.27%)	3.67	0.58						

4 - Are you:								
Response Option	Weight	Frequency	Percent	Percent Responses		Means		
Presently enrolled in a graduate program	(1)	1	50.00%			2.50		
Plan to enroll in the near future	(2)	0	0.00%					
Plan to enroll in the next five years	(3)	0	0.00%					
Do not plan to ever enroll in a graduate program	(4)	1	50.00%					
Plan to pursue a military career	(5)	0	0.00%					
				0	25	50	75	100
<b>Response Rate</b>	<b>Mean</b>	<b>STD</b>					Question	
2/11 (18.18%)	2.50	2.12						

5 - Employment Status:								
Response Option	Weight	Frequency	Percent	Percent Responses		Means		
Full-Time in a related field	(1)	2	66.67%			1.33		
Full-time in unrelated field	(2)	1	33.33%					
Part-time in a related field	(3)	0	0.00%					
Part-time in unrelated field	(4)	0	0.00%					
				0	25	50	75	100
<b>Response Rate</b>	<b>Mean</b>	<b>STD</b>					Question	
3/11 (27.27%)	1.33	0.58						

**William Carey University**  
**Graduate Follow-Up Survey 2019-MS-Child/Adolescent Therapy**

6 - Unemployed Status:						
Response Option	Weight	Frequency	Percent	Percent Responses	Means	
Unemployed and not seeking employment	(1)	0	0.00%			
Unemployed and seeking employment	(2)	0	0.00%			
Retired	(3)	0	0.00%			
Not Applicable	(0)	3	100.00%			
				0 25 50 75 100		
Response Rate	Mean	STD				
3/11 (27.27%)	0.00	0.00				

7 - Do you recommend William Carey University to individuals seeking programs similar to the one you completed?						
Response Option	Weight	Frequency	Percent	Percent Responses	Means	
Yes	(1)	3	100.00%			
No	(2)	0	0.00%			
				0 25 50 75 100	Question	
Response Rate	Mean	STD				
3/11 (27.27%)	1.00	0.00				

8 - Approximate GPA?						
Response Option	Weight	Frequency	Percent	Percent Responses	Means	
3.5-4.0	(4)	2	66.67%			
3.0-3.5	(3)	1	33.33%			
2.5-3.0	(2)	0	0.00%			
2.0-2.5	(1)	0	0.00%			
				0 25 50 75 100	Question	
Response Rate	Mean	STD				
3/11 (27.27%)	3.67	0.58				

9 - Were you a Community or Junior college transfer?						
Response Option	Weight	Frequency	Percent	Percent Responses	Means	
Yes	(1)	3	100.00%			
No	(2)	0	0.00%			
				0 25 50 75 100		
Response Rate	Mean	STD				
3/11 (27.27%)						

10 - Instruction in courses -						
Response Option	Weight	Frequency	Percent	Percent Responses	Means	
Excellent	(4)	2	66.67%			
Good	(3)	1	33.33%			
Fair	(2)	0	0.00%			
Poor	(1)	0	0.00%			
				0 25 50 75 100	Question	
Response Rate	Mean	STD				
3/11 (27.27%)	3.67	0.58				

**William Carey University**  
**Graduate Follow-Up Survey 2019-MS-Child/Adolescent Therapy**

11 - Accessibility of instructors-									
Response Option	Weight	Frequency	Percent	Percent Responses		Means			
Excellent	(4)	2	66.67%			3.67			
Good	(3)	1	33.33%						
Fair	(2)	0	0.00%						
Poor	(1)	0	0.00%						
				0	25	50	75	100	Question
Response Rate	Mean	STD							
3/11 (27.27%)	3.67	0.58							

12 - Quality of career counseling-									
Response Option	Weight	Frequency	Percent	Percent Responses		Means			
Excellent	(4)	2	66.67%			3.67			
Good	(3)	1	33.33%						
Fair	(2)	0	0.00%						
Poor	(1)	0	0.00%						
				0	25	50	75	100	Question
Response Rate	Mean	STD							
3/11 (27.27%)	3.67	0.58							

13 - Overall academic degree program -									
Response Option	Weight	Frequency	Percent	Percent Responses		Means			
Excellent	(4)	2	66.67%			3.67			
Good	(3)	1	33.33%						
Fair	(2)	0	0.00%						
Poor	(1)	0	0.00%						
				0	25	50	75	100	Question
Response Rate	Mean	STD							
3/11 (27.27%)	3.67	0.58							

**William Carey University**  
**Graduate Follow-Up Survey 2019-MS-Christian Counseling**

1 - I am presently an active member of a church								
Response Option	Weight	Frequency	Percent	Percent Responses		Means		
Yes	(1)	1	100.00%					
No	(2)	0	0.00%					
				0	25	50	75	100
<b>Response Rate</b>								
1/3 (33.33%)								

2 - Type of Employer:								
Response Option	Weight	Frequency	Percent	Percent Responses		Means		
Private	(5)	0	0.00%					
Military	(4)	0	0.00%					
Educational	(3)	1	100.00%					
Federal/State	(2)	0	0.00%					
Church	(1)	0	0.00%					
				0	25	50	75	100
<b>Response Rate</b>								
1/3 (33.33%)								

3 - Job preparation received at William Carey University:								
Response Option	Weight	Frequency	Percent	Percent Responses		Means		
Excellent	(4)	0	0.00%			3.00		
Good	(3)	1	100.00%					
Fair	(2)	0	0.00%					
Inadequate	(1)	0	0.00%					
				0	25	50	75	100
<b>Response Rate</b>	<b>Mean</b>	<b>STD</b>						
1/3 (33.33%)	3.00	0.00						

4 - Are you:								
Response Option	Weight	Frequency	Percent	Percent Responses		Means		
Presently enrolled in a graduate program	(1)	1	100.00%			1.00		
Plan to enroll in the near future	(2)	0	0.00%					
Plan to enroll in the next five years	(3)	0	0.00%					
Do not plan to ever enroll in a graduate program	(4)	0	0.00%					
Plan to pursue a military career	(5)	0	0.00%					
				0	25	50	75	100
<b>Response Rate</b>	<b>Mean</b>	<b>STD</b>						
1/3 (33.33%)	1.00	0.00						

5 - Employment Status:								
Response Option	Weight	Frequency	Percent	Percent Responses		Means		
Full-Time in a related field	(1)	1	100.00%			1.00		
Full-time in unrelated field	(2)	0	0.00%					
Part-time in a related field	(3)	0	0.00%					
Part-time in unrelated field	(4)	0	0.00%					
				0	25	50	75	100
<b>Response Rate</b>	<b>Mean</b>	<b>STD</b>						
1/3 (33.33%)	1.00	0.00						

**William Carey University**  
**Graduate Follow-Up Survey 2019-MS-Christian Counseling**

6 - Unemployed Status:								
Response Option	Weight	Frequency	Percent	Percent Responses		Means		
Unemployed and not seeking employment	(1)	0	0.00%					
Unemployed and seeking employment	(2)	0	0.00%					
Retired	(3)	0	0.00%					
Not Applicable	(0)	1	100.00%					
				0	25	50	75	100
Response Rate	Mean	STD						
1/3 (33.33%)	0.00	0.00						

7 - Do you recommend William Carey University to individuals seeking programs similar to the one you completed?								
Response Option	Weight	Frequency	Percent	Percent Responses		Means		
Yes	(1)	1	100.00%			1.00		
No	(2)	0	0.00%					
				0	25	50	75	100
Response Rate	Mean	STD						
1/3 (33.33%)	1.00	0.00						

8 - Approximate GPA?								
Response Option	Weight	Frequency	Percent	Percent Responses		Means		
3.5-4.0	(4)	1	100.00%			4.00		
3.0-3.5	(3)	0	0.00%					
2.5-3.0	(2)	0	0.00%					
2.0-2.5	(1)	0	0.00%					
				0	25	50	75	100
Response Rate	Mean	STD						
1/3 (33.33%)	4.00	0.00						

9 - Were you a Community or Junior college transfer?								
Response Option	Weight	Frequency	Percent	Percent Responses		Means		
Yes	(1)	0	0.00%					
No	(2)	1	100.00%					
				0	25	50	75	100
Response Rate	Mean	STD						
1/3 (33.33%)								

10 - Instruction in courses -								
Response Option	Weight	Frequency	Percent	Percent Responses		Means		
Excellent	(4)	0	0.00%			3.00		
Good	(3)	1	100.00%					
Fair	(2)	0	0.00%					
Poor	(1)	0	0.00%					
				0	25	50	75	100
Response Rate	Mean	STD						
1/3 (33.33%)	3.00	0.00						

**William Carey University**  
**Graduate Follow-Up Survey 2019-MS-Christian Counseling**

11 - Accessibility of instructors-									
Response Option	Weight	Frequency	Percent	Percent Responses		Means			
Excellent	(4)	0	0.00%			2.00			
Good	(3)	0	0.00%						
Fair	(2)	1	100.00%						
Poor	(1)	0	0.00%						
				0	25	50	75	100	Question
Response Rate	Mean	STD							
1/3 (33.33%)	2.00	0.00							

12 - Quality of career counseling-									
Response Option	Weight	Frequency	Percent	Percent Responses		Means			
Excellent	(4)	0	0.00%			2.00			
Good	(3)	0	0.00%						
Fair	(2)	1	100.00%						
Poor	(1)	0	0.00%						
				0	25	50	75	100	Question
Response Rate	Mean	STD							
1/3 (33.33%)	2.00	0.00							

13 - Overall academic degree program -									
Response Option	Weight	Frequency	Percent	Percent Responses		Means			
Excellent	(4)	0	0.00%			3.00			
Good	(3)	1	100.00%						
Fair	(2)	0	0.00%						
Poor	(1)	0	0.00%						
				0	25	50	75	100	Question
Response Rate	Mean	STD							
1/3 (33.33%)	3.00	0.00							

**William Carey University**  
**Graduate Follow-Up Survey 2019 M.S.-Gerontology**

1 - I am presently an active member of a church								
Response Option	Weight	Frequency	Percent	Percent Responses		Means		
Yes	(1)	2	100.00%					
No	(2)	0	0.00%					
				0	25	50	75	100
<b>Response Rate</b>								
2/3 (66.67%)								

2 - Type of Employer:								
Response Option	Weight	Frequency	Percent	Percent Responses		Means		
Private	(5)	1	50.00%					
Military	(4)	0	0.00%					
Educational	(3)	1	50.00%					
Federal/State	(2)	0	0.00%					
Church	(1)	0	0.00%					
				0	25	50	75	100
<b>Response Rate</b>								
2/3 (66.67%)								

3 - Job preparation received at William Carey University:								
Response Option	Weight	Frequency	Percent	Percent Responses		Means		
Excellent	(4)	1	50.00%			2.50		
Good	(3)	0	0.00%					
Fair	(2)	0	0.00%					
Inadequate	(1)	1	50.00%					
				0	25	50	75	100
<b>Response Rate</b>	<b>Mean</b>	<b>STD</b>						
2/3 (66.67%)	2.50	2.12						

4 - Are you:								
Response Option	Weight	Frequency	Percent	Percent Responses		Means		
Presently enrolled in a graduate program	(1)	0	0.00%			2.00		
Plan to enroll in the near future	(2)	1	100.00%					
Plan to enroll in the next five years	(3)	0	0.00%					
Do not plan to ever enroll in a graduate program	(4)	0	0.00%					
Plan to pursue a military career	(5)	0	0.00%					
				0	25	50	75	100
<b>Response Rate</b>	<b>Mean</b>	<b>STD</b>						
1/3 (33.33%)	2.00	0.00						

5 - Employment Status:								
Response Option	Weight	Frequency	Percent	Percent Responses		Means		
Full-Time in a related field	(1)	1	50.00%			2.50		
Full-time in unrelated field	(2)	0	0.00%					
Part-time in a related field	(3)	0	0.00%					
Part-time in unrelated field	(4)	1	50.00%					
				0	25	50	75	100
<b>Response Rate</b>	<b>Mean</b>	<b>STD</b>						
2/3 (66.67%)	2.50	2.12						

**William Carey University**  
**Graduate Follow-Up Survey 2019 M.S.-Gerontology**

6 - Unemployed Status:					
Response Option	Weight	Frequency	Percent	Percent Responses	Means
Unemployed and not seeking employment	(1)	0	0.00%		
Unemployed and seeking employment	(2)	0	0.00%		
Retired	(3)	0	0.00%		
Not Applicable	(0)	2	100.00%		
				0 25 50 75 100	
Response Rate	Mean	STD			
2/3 (66.67%)	0.00	0.00			

7 - Do you recommend William Carey University to individuals seeking programs similar to the one you completed?					
Response Option	Weight	Frequency	Percent	Percent Responses	Means
Yes	(1)	2	100.00%		1.00
No	(2)	0	0.00%		
				0 25 50 75 100	Question
Response Rate	Mean	STD			
2/3 (66.67%)	1.00	0.00			

8 - Approximate GPA?					
Response Option	Weight	Frequency	Percent	Percent Responses	Means
3.5-4.0	(4)	1	50.00%		3.50
3.0-3.5	(3)	1	50.00%		
2.5-3.0	(2)	0	0.00%		
2.0-2.5	(1)	0	0.00%		
				0 25 50 75 100	Question
Response Rate	Mean	STD			
2/3 (66.67%)	3.50	0.71			

9 - Were you a Community or Junior college transfer?					
Response Option	Weight	Frequency	Percent	Percent Responses	Means
Yes	(1)	2	100.00%		
No	(2)	0	0.00%		
				0 25 50 75 100	
Response Rate	Mean	STD			
2/3 (66.67%)					

10 - Instruction in courses -					
Response Option	Weight	Frequency	Percent	Percent Responses	Means
Excellent	(4)	2	100.00%		4.00
Good	(3)	0	0.00%		
Fair	(2)	0	0.00%		
Poor	(1)	0	0.00%		
				0 25 50 75 100	Question
Response Rate	Mean	STD			
2/3 (66.67%)	4.00	0.00			



**William Carey University**  
**Graduate Follow-Up Survey 2019 M.S.-Gerontology**

11 - Accessibility of instructors-									
Response Option	Weight	Frequency	Percent	Percent Responses		Means			
Excellent	(4)	2	100.00%			4.00			
Good	(3)	0	0.00%						
Fair	(2)	0	0.00%						
Poor	(1)	0	0.00%						
				0	25	50	75	100	Question
Response Rate	Mean	STD							
2/3 (66.67%)	4.00	0.00							

12 - Quality of career counseling-									
Response Option	Weight	Frequency	Percent	Percent Responses		Means			
Excellent	(4)	2	100.00%			4.00			
Good	(3)	0	0.00%						
Fair	(2)	0	0.00%						
Poor	(1)	0	0.00%						
				0	25	50	75	100	Question
Response Rate	Mean	STD							
2/3 (66.67%)	4.00	0.00							

13 - Overall academic degree program -									
Response Option	Weight	Frequency	Percent	Percent Responses		Means			
Excellent	(4)	1	50.00%			3.50			
Good	(3)	1	50.00%						
Fair	(2)	0	0.00%						
Poor	(1)	0	0.00%						
				0	25	50	75	100	Question
Response Rate	Mean	STD							
2/3 (66.67%)	3.50	0.71							

**William Carey University**  
**Graduate Follow-Up Survey 2019-MS-School Counseling**

1 - I am presently an active member of a church								
Response Option	Weight	Frequency	Percent	Percent Responses		Means		
Yes	(1)	1	100.00%					
No	(2)	0	0.00%					
				0	25	50	75	100
Response Rate								
1/5 (20%)								

2 - Type of Employer:								
Response Option	Weight	Frequency	Percent	Percent Responses		Means		
Private	(5)	0	0.00%					
Military	(4)	0	0.00%					
Educational	(3)	1	100.00%					
Federal/State	(2)	0	0.00%					
Church	(1)	0	0.00%					
				0	25	50	75	100
Response Rate								
1/5 (20%)								

3 - Job preparation received at William Carey University:								
Response Option	Weight	Frequency	Percent	Percent Responses		Means		
Excellent	(4)	0	0.00%			3.00		
Good	(3)	1	100.00%					
Fair	(2)	0	0.00%					
Inadequate	(1)	0	0.00%					
				0	25	50	75	100
Response Rate	Mean	STD						
1/5 (20%)	3.00	0.00						

4 - Are you:								
Response Option	Weight	Frequency	Percent	Percent Responses		Means		
Presently enrolled in a graduate program	(1)	0	0.00%			2.00		
Plan to enroll in the near future	(2)	1	100.00%					
Plan to enroll in the next five years	(3)	0	0.00%					
Do not plan to ever enroll in a graduate program	(4)	0	0.00%					
Plan to pursue a military career	(5)	0	0.00%					
				0	25	50	75	100
Response Rate	Mean	STD						
1/5 (20%)	2.00	0.00						

5 - Employment Status:								
Response Option	Weight	Frequency	Percent	Percent Responses		Means		
Full-Time in a related field	(1)	1	100.00%			1.00		
Full-time in unrelated field	(2)	0	0.00%					
Part-time in a related field	(3)	0	0.00%					
Part-time in unrelated field	(4)	0	0.00%					
				0	25	50	75	100
Response Rate	Mean	STD						
1/5 (20%)	1.00	0.00						

**William Carey University**  
**Graduate Follow-Up Survey 2019-MS-School Counseling**

6 - Unemployed Status:									
Response Option	Weight	Frequency	Percent	Percent Responses		Means			
Unemployed and not seeking employment	(1)	0	0.00%						
Unemployed and seeking employment	(2)	0	0.00%						
Retired	(3)	0	0.00%						
Not Applicable	(0)	1	100.00%						
				0	25	50	75	100	
Response Rate	Mean	STD							
1/5 (20%)	0.00	0.00							

7 - Do you recommend William Carey University to individuals seeking programs similar to the one you completed?									
Response Option	Weight	Frequency	Percent	Percent Responses		Means			
Yes	(1)	1	100.00%			1.00			
No	(2)	0	0.00%						
				0	25	50	75	100	Question
Response Rate	Mean	STD							
1/5 (20%)	1.00	0.00							

8 - Approximate GPA?									
Response Option	Weight	Frequency	Percent	Percent Responses		Means			
3.5-4.0	(4)	1	100.00%			4.00			
3.0-3.5	(3)	0	0.00%						
2.5-3.0	(2)	0	0.00%						
2.0-2.5	(1)	0	0.00%						
				0	25	50	75	100	Question
Response Rate	Mean	STD							
1/5 (20%)	4.00	0.00							

9 - Were you a Community or Junior college transfer?									
Response Option	Weight	Frequency	Percent	Percent Responses		Means			
Yes	(1)	0	0.00%						
No	(2)	1	100.00%						
				0	25	50	75	100	
Response Rate	Mean	STD							
1/5 (20%)									

10 - Instruction in courses -									
Response Option	Weight	Frequency	Percent	Percent Responses		Means			
Excellent	(4)	1	100.00%			4.00			
Good	(3)	0	0.00%						
Fair	(2)	0	0.00%						
Poor	(1)	0	0.00%						
				0	25	50	75	100	Question
Response Rate	Mean	STD							
1/5 (20%)	4.00	0.00							

**William Carey University**  
**Graduate Follow-Up Survey 2019-MS-School Counseling**

11 - Accessibility of instructors-									
Response Option	Weight	Frequency	Percent	Percent Responses		Means			
Excellent	(4)	0	0.00%			3.00			
Good	(3)	1	100.00%						
Fair	(2)	0	0.00%						
Poor	(1)	0	0.00%						
				0	25	50	75	100	Question
Response Rate	Mean	STD							
1/5 (20%)	3.00	0.00							

12 - Quality of career counseling-									
Response Option	Weight	Frequency	Percent	Percent Responses		Means			
Excellent	(4)	1	100.00%			4.00			
Good	(3)	0	0.00%						
Fair	(2)	0	0.00%						
Poor	(1)	0	0.00%						
				0	25	50	75	100	Question
Response Rate	Mean	STD							
1/5 (20%)	4.00	0.00							

13 - Overall academic degree program -									
Response Option	Weight	Frequency	Percent	Percent Responses		Means			
Excellent	(4)	1	100.00%			4.00			
Good	(3)	0	0.00%						
Fair	(2)	0	0.00%						
Poor	(1)	0	0.00%						
				0	25	50	75	100	Question
Response Rate	Mean	STD							
1/5 (20%)	4.00	0.00							

William Carey University

Graduate Follow-Up Survey 2019-MS in Counselor Education-Clinical Mental Health Counseling

1 - I am presently an active member of a church								
Response Option	Weight	Frequency	Percent	Percent Responses		Means		
Yes	(1)	0	0.00%					
No	(2)	1	100.00%					
				0	25	50	75	100
<b>Response Rate</b>								
1/9 (11.11%)								

2 - Type of Employer:								
Response Option	Weight	Frequency	Percent	Percent Responses		Means		
Private	(5)	1	100.00%					
Military	(4)	0	0.00%					
Educational	(3)	0	0.00%					
Federal/State	(2)	0	0.00%					
Church	(1)	0	0.00%					
				0	25	50	75	100
<b>Response Rate</b>								
1/9 (11.11%)								

3 - Job preparation received at William Carey University:								
Response Option	Weight	Frequency	Percent	Percent Responses		Means		
Excellent	(4)	0	0.00%			3.00		
Good	(3)	1	100.00%					
Fair	(2)	0	0.00%					
Inadequate	(1)	0	0.00%					
				0	25	50	75	100
<b>Response Rate</b>	<b>Mean</b>	<b>STD</b>						
1/9 (11.11%)	3.00	0.00						

4 - Are you:								
Response Option	Weight	Frequency	Percent	Percent Responses		Means		
Presently enrolled in a graduate program	(1)	0	0.00%			4.00		
Plan to enroll in the near future	(2)	0	0.00%					
Plan to enroll in the next five years	(3)	0	0.00%					
Do not plan to ever enroll in a graduate program	(4)	1	100.00%					
Plan to pursue a military career	(5)	0	0.00%					
				0	25	50	75	100
<b>Response Rate</b>	<b>Mean</b>	<b>STD</b>						
1/9 (11.11%)	4.00	0.00						

5 - Employment Status:								
Response Option	Weight	Frequency	Percent	Percent Responses		Means		
Full-Time in a related field	(1)	1	100.00%			1.00		
Full-time in unrelated field	(2)	0	0.00%					
Part-time in a related field	(3)	0	0.00%					
Part-time in unrelated field	(4)	0	0.00%					
				0	25	50	75	100
<b>Response Rate</b>	<b>Mean</b>	<b>STD</b>						
1/9 (11.11%)	1.00	0.00						

6 - Unemployed Status:								
Response Option	Weight	Frequency	Percent	Percent Responses		Means		
Unemployed and not seeking employment	(1)	0	0.00%					
Unemployed and seeking employment	(2)	0	0.00%					
Retired	(3)	0	0.00%					
Not Applicable	(0)	1	100.00%					
				0	25	50	75	100
Response Rate	Mean	STD						
1/9 (11.11%)	0.00	0.00						

7 - Do you recommend William Carey University to individuals seeking programs similar to the one you completed?								
Response Option	Weight	Frequency	Percent	Percent Responses		Means		
Yes	(1)	1	100.00%			1.00		
No	(2)	0	0.00%					
				0	25	50	75	100
Response Rate	Mean	STD						
1/9 (11.11%)	1.00	0.00						

8 - Approximate GPA?								
Response Option	Weight	Frequency	Percent	Percent Responses		Means		
3.5-4.0	(4)	1	100.00%			4.00		
3.0-3.5	(3)	0	0.00%					
2.5-3.0	(2)	0	0.00%					
2.0-2.5	(1)	0	0.00%					
				0	25	50	75	100
Response Rate	Mean	STD						
1/9 (11.11%)	4.00	0.00						

9 - Were you a Community or Junior college transfer?								
Response Option	Weight	Frequency	Percent	Percent Responses		Means		
Yes	(1)	0	0.00%					
No	(2)	1	100.00%					
				0	25	50	75	100
Response Rate	Mean	STD						
1/9 (11.11%)								

10 - Instruction in courses -								
Response Option	Weight	Frequency	Percent	Percent Responses		Means		
Excellent	(4)	1	100.00%			4.00		
Good	(3)	0	0.00%					
Fair	(2)	0	0.00%					
Poor	(1)	0	0.00%					
				0	25	50	75	100
Response Rate	Mean	STD						
1/9 (11.11%)	4.00	0.00						

11 - Accessibility of instructors-									
Response Option	Weight	Frequency	Percent	Percent Responses		Means			
Excellent	(4)	1	100.00%			4.00			
Good	(3)	0	0.00%						
Fair	(2)	0	0.00%						
Poor	(1)	0	0.00%						
				0	25	50	75	100	Question
Response Rate	Mean	STD							
1/9 (11.11%)	4.00	0.00							

12 - Quality of career counseling-									
Response Option	Weight	Frequency	Percent	Percent Responses		Means			
Excellent	(4)	0	0.00%			2.00			
Good	(3)	0	0.00%						
Fair	(2)	1	100.00%						
Poor	(1)	0	0.00%						
				0	25	50	75	100	Question
Response Rate	Mean	STD							
1/9 (11.11%)	2.00	0.00							

13 - Overall academic degree program -									
Response Option	Weight	Frequency	Percent	Percent Responses		Means			
Excellent	(4)	1	100.00%			4.00			
Good	(3)	0	0.00%						
Fair	(2)	0	0.00%						
Poor	(1)	0	0.00%						
				0	25	50	75	100	Question
Response Rate	Mean	STD							
1/9 (11.11%)	4.00	0.00							

**William Carey University**  
**Graduate Follow-Up Survey 2019-Criminal Justice**

1 - I am presently an active member of a church								
Response Option	Weight	Frequency	Percent	Percent Responses		Means		
Yes	(1)	3	60.00%					
No	(2)	2	40.00%					
				0	25	50	75	100
<b>Response Rate</b>								
5/17 (29.41%)								

2 - Type of Employer:								
Response Option	Weight	Frequency	Percent	Percent Responses		Means		
Private	(5)	1	25.00%					
Military	(4)	0	0.00%					
Educational	(3)	0	0.00%					
Federal/State	(2)	3	75.00%					
Church	(1)	0	0.00%					
				0	25	50	75	100
<b>Response Rate</b>								
4/17 (23.53%)								

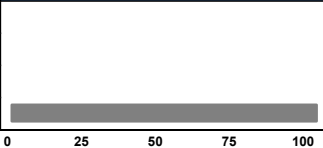
3 - Job preparation received at William Carey University:								
Response Option	Weight	Frequency	Percent	Percent Responses		Means		
Excellent	(4)	1	20.00%			2.40		
Good	(3)	1	20.00%					
Fair	(2)	2	40.00%					
Inadequate	(1)	1	20.00%					
				0	25	50	75	100
<b>Response Rate</b>	<b>Mean</b>	<b>STD</b>						
5/17 (29.41%)	2.40	1.14						


4 - Are you:								
Response Option	Weight	Frequency	Percent	Percent Responses		Means		
Presently enrolled in a graduate program	(1)	3	60.00%			1.40		
Plan to enroll in the near future	(2)	2	40.00%					
Plan to enroll in the next five years	(3)	0	0.00%					
Do not plan to ever enroll in a graduate program	(4)	0	0.00%					
Plan to pursue a military career	(5)	0	0.00%					
				0	25	50	75	100
<b>Response Rate</b>	<b>Mean</b>	<b>STD</b>						
5/17 (29.41%)	1.40	0.55						

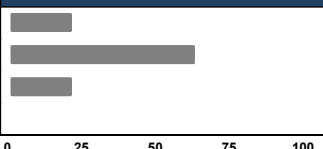
5 - Employment Status:								
Response Option	Weight	Frequency	Percent	Percent Responses		Means		
Full-Time in a related field	(1)	4	80.00%			1.20		
Full-time in unrelated field	(2)	1	20.00%					
Part-time in a related field	(3)	0	0.00%					
Part-time in unrelated field	(4)	0	0.00%					
				0	25	50	75	100
<b>Response Rate</b>	<b>Mean</b>	<b>STD</b>						
5/17 (29.41%)	1.20	0.45						




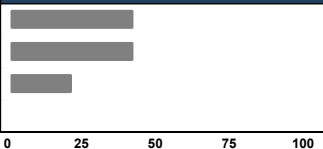
**William Carey University**  
**Graduate Follow-Up Survey 2019-Criminal Justice**

6 - Unemployed Status:						
Response Option	Weight	Frequency	Percent	Percent Responses	Means	
Unemployed and not seeking employment	(1)	0	0.00%			
Unemployed and seeking employment	(2)	0	0.00%			
Retired	(3)	0	0.00%			
Not Applicable	(0)	4	100.00%			
				0 25 50 75 100		
Response Rate	Mean	STD				
4/17 (23.53%)	0.00	0.00				

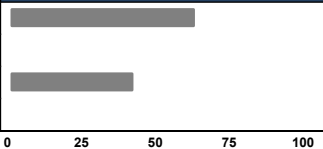
7 - Do you recommend William Carey University to individuals seeking programs similar to the one you completed?						
Response Option	Weight	Frequency	Percent	Percent Responses	Means	
Yes	(1)	3	60.00%		1.40	
No	(2)	2	40.00%			
				0 25 50 75 100	Question	
Response Rate	Mean	STD				
5/17 (29.41%)	1.40	0.55				

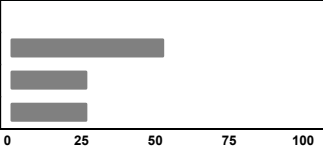
8 - Approximate GPA?						
Response Option	Weight	Frequency	Percent	Percent Responses	Means	
3.5-4.0	(4)	1	20.00%		3.00	
3.0-3.5	(3)	3	60.00%			
2.5-3.0	(2)	1	20.00%			
2.0-2.5	(1)	0	0.00%			
				0 25 50 75 100	Question	
Response Rate	Mean	STD				
5/17 (29.41%)	3.00	0.71				

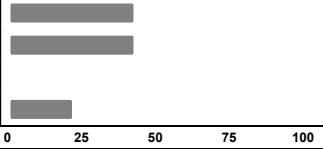
9 - Were you a Community or Junior college transfer?						
Response Option	Weight	Frequency	Percent	Percent Responses	Means	
Yes	(1)	4	80.00%			
No	(2)	1	20.00%			
				0 25 50 75 100		
Response Rate	Mean	STD				
5/17 (29.41%)						

10 - Instruction in courses -						
Response Option	Weight	Frequency	Percent	Percent Responses	Means	
Excellent	(4)	2	40.00%		3.20	
Good	(3)	2	40.00%			
Fair	(2)	1	20.00%			
Poor	(1)	0	0.00%			
				0 25 50 75 100	Question	
Response Rate	Mean	STD				
5/17 (29.41%)	3.20	0.84				

William Carey University  
 Graduate Follow-Up Survey 2019-Criminal Justice

11 - Accessibility of instructors-						
Response Option	Weight	Frequency	Percent	Percent Responses	Means	
Excellent	(4)	3	60.00%		3.20	
Good	(3)	0	0.00%			
Fair	(2)	2	40.00%			
Poor	(1)	0	0.00%			
				0 25 50 75 100	Question	
Response Rate	Mean	STD				
5/17 (29.41%)	3.20	1.10				

12 - Quality of career counseling-						
Response Option	Weight	Frequency	Percent	Percent Responses	Means	
Excellent	(4)	0	0.00%		2.25	
Good	(3)	2	50.00%			
Fair	(2)	1	25.00%			
Poor	(1)	1	25.00%			
				0 25 50 75 100	Question	
Response Rate	Mean	STD				
4/17 (23.53%)	2.25	0.96				

13 - Overall academic degree program -						
Response Option	Weight	Frequency	Percent	Percent Responses	Means	
Excellent	(4)	2	40.00%		3.00	
Good	(3)	2	40.00%			
Fair	(2)	0	0.00%			
Poor	(1)	1	20.00%			
				0 25 50 75 100	Question	
Response Rate	Mean	STD				
5/17 (29.41%)	3.00	1.22				

**William Carey University**  
**Graduate Follow-Up Survey 2019-Master of Science in Nursing**

1 - I am presently an active member of a church								
Response Option	Weight	Frequency	Percent	Percent Responses		Means		
Yes	(1)	1	33.33%					
No	(2)	2	66.67%					
				0	25	50	75	100
<b>Response Rate</b>								
3/17 (17.65%)								

2 - Type of Employer:								
Response Option	Weight	Frequency	Percent	Percent Responses		Means		
Private	(5)	0	0.00%					
Military	(4)	0	0.00%					
Educational	(3)	0	0.00%					
Federal/State	(2)	3	100.00%					
Church	(1)	0	0.00%					
				0	25	50	75	100
<b>Response Rate</b>								
3/17 (17.65%)								

3 - Job preparation received at William Carey University:								
Response Option	Weight	Frequency	Percent	Percent Responses		Means		
Excellent	(4)	1	33.33%			3.33		
Good	(3)	2	66.67%					
Fair	(2)	0	0.00%					
Inadequate	(1)	0	0.00%					
				0	25	50	75	100
<b>Response Rate</b>	<b>Mean</b>	<b>STD</b>						
3/17 (17.65%)	3.33	0.58						

4 - Are you:								
Response Option	Weight	Frequency	Percent	Percent Responses		Means		
Presently enrolled in a graduate program	(1)	0	0.00%			3.67		
Plan to enroll in the near future	(2)	0	0.00%					
Plan to enroll in the next five years	(3)	1	33.33%					
Do not plan to ever enroll in a graduate program	(4)	2	66.67%					
Plan to pursue a military career	(5)	0	0.00%					
				0	25	50	75	100
<b>Response Rate</b>	<b>Mean</b>	<b>STD</b>						
3/17 (17.65%)	3.67	0.58						

5 - Employment Status:								
Response Option	Weight	Frequency	Percent	Percent Responses		Means		
Full-Time in a related field	(1)	2	66.67%			2.00		
Full-time in unrelated field	(2)	0	0.00%					
Part-time in a related field	(3)	0	0.00%					
Part-time in unrelated field	(4)	1	33.33%					
				0	25	50	75	100
<b>Response Rate</b>	<b>Mean</b>	<b>STD</b>						
3/17 (17.65%)	2.00	1.73						

**William Carey University**  
**Graduate Follow-Up Survey 2019-Master of Science in Nursing**

6 - Unemployed Status:						
Response Option	Weight	Frequency	Percent	Percent Responses	Means	
Unemployed and not seeking employment	(1)	0	0.00%			
Unemployed and seeking employment	(2)	0	0.00%			
Retired	(3)	0	0.00%			
Not Applicable	(0)	3	100.00%			
<b>Response Rate</b>	<b>Mean</b>	<b>STD</b>				
3/17 (17.65%)	0.00	0.00				




7 - Do you recommend William Carey University to individuals seeking programs similar to the one you completed?						
Response Option	Weight	Frequency	Percent	Percent Responses	Means	
Yes	(1)	3	100.00%		1.00	
No	(2)	0	0.00%			
<b>Response Rate</b>	<b>Mean</b>	<b>STD</b>				
3/17 (17.65%)	1.00	0.00				




8 - Approximate GPA?						
Response Option	Weight	Frequency	Percent	Percent Responses	Means	
3.5-4.0	(4)	3	100.00%		4.00	
3.0-3.5	(3)	0	0.00%			
2.5-3.0	(2)	0	0.00%			
2.0-2.5	(1)	0	0.00%			
<b>Response Rate</b>	<b>Mean</b>	<b>STD</b>				
3/17 (17.65%)	4.00	0.00				




9 - Were you a Community or Junior college transfer?						
Response Option	Weight	Frequency	Percent	Percent Responses	Means	
Yes	(1)	1	33.33%			
No	(2)	2	66.67%			
<b>Response Rate</b>	<b>Mean</b>	<b>STD</b>				
3/17 (17.65%)						

10 - Instruction in courses -						
Response Option	Weight	Frequency	Percent	Percent Responses	Means	
Excellent	(4)	2	66.67%		3.67	
Good	(3)	1	33.33%			
Fair	(2)	0	0.00%			
Poor	(1)	0	0.00%			
<b>Response Rate</b>	<b>Mean</b>	<b>STD</b>				
3/17 (17.65%)	3.67	0.58				

**William Carey University**  
**Graduate Follow-Up Survey 2019-Master of Science in Nursing**

11 - Accessibility of instructors-						
Response Option	Weight	Frequency	Percent	Percent Responses	Means	
Excellent	(4)	1	50.00%			
Good	(3)	1	50.00%			
Fair	(2)	0	0.00%			
Poor	(1)	0	0.00%			
				0 25 50 75 100	Question	
Response Rate	Mean	STD				
2/17 (11.76%)	3.50	0.71				

12 - Quality of career counseling-						
Response Option	Weight	Frequency	Percent	Percent Responses	Means	
Excellent	(4)	1	33.33%			
Good	(3)	2	66.67%			
Fair	(2)	0	0.00%			
Poor	(1)	0	0.00%			
				0 25 50 75 100	Question	
Response Rate	Mean	STD				
3/17 (17.65%)	3.33	0.58				

13 - Overall academic degree program -						
Response Option	Weight	Frequency	Percent	Percent Responses	Means	
Excellent	(4)	2	66.67%			
Good	(3)	1	33.33%			
Fair	(2)	0	0.00%			
Poor	(1)	0	0.00%			
				0 25 50 75 100	Question	
Response Rate	Mean	STD				
3/17 (17.65%)	3.67	0.58				

**William Carey University**  
**Graduate Follow-Up Survey 2019 EDS-Educational Leadership**

1 - I am presently an active member of a church								
Response Option	Weight	Frequency	Percent	Percent Responses		Means		
Yes	(1)	24	85.71%					
No	(2)	4	14.29%					
				0	25	50	75	100
<b>Response Rate</b>								
28/95 (29.47%)								

2 - Type of Employer:								
Response Option	Weight	Frequency	Percent	Percent Responses		Means		
Private	(5)	1	3.70%					
Military	(4)	0	0.00%					
Educational	(3)	24	88.89%					
Federal/State	(2)	2	7.41%					
Church	(1)	0	0.00%					
				0	25	50	75	100
<b>Response Rate</b>								
27/95 (28.42%)								

3 - Job preparation received at William Carey University:								
Response Option	Weight	Frequency	Percent	Percent Responses		Means		
Excellent	(4)	21	75.00%			3.68		
Good	(3)	6	21.43%					
Fair	(2)	0	0.00%					
Inadequate	(1)	1	3.57%					
				0	25	50	75	100
<b>Response Rate</b>	<b>Mean</b>	<b>STD</b>						
28/95 (29.47%)	3.68	0.67						

4 - Are you:								
Response Option	Weight	Frequency	Percent	Percent Responses		Means		
Presently enrolled in a graduate program	(1)	4	16.67%			2.54		
Plan to enroll in the near future	(2)	8	33.33%					
Plan to enroll in the next five years	(3)	7	29.17%					
Do not plan to ever enroll in a graduate program	(4)	5	20.83%					
Plan to pursue a military career	(5)	0	0.00%					
				0	25	50	75	100
<b>Response Rate</b>	<b>Mean</b>	<b>STD</b>						
24/95 (25.26%)	2.54	1.02						

5 - Employment Status:								
Response Option	Weight	Frequency	Percent	Percent Responses		Means		
Full-Time in a related field	(1)	25	89.29%			1.14		
Full-time in unrelated field	(2)	2	7.14%					
Part-time in a related field	(3)	1	3.57%					
Part-time in unrelated field	(4)	0	0.00%					
				0	25	50	75	100
<b>Response Rate</b>	<b>Mean</b>	<b>STD</b>						
28/95 (29.47%)	1.14	0.45						

**William Carey University**  
**Graduate Follow-Up Survey 2019 EDS-Educational Leadership**

6 - Unemployed Status:									
Response Option	Weight	Frequency	Percent	Percent Responses		Means			
Unemployed and not seeking employment	(1)	0	0.00%						
Unemployed and seeking employment	(2)	0	0.00%						
Retired	(3)	0	0.00%						
Not Applicable	(0)	26	100.00%						
				0	25	50	75	100	
Response Rate	Mean	STD							
26/95 (27.37%)	0.00	0.00							




7 - Do you recommend William Carey University to individuals seeking programs similar to the one you completed?									
Response Option	Weight	Frequency	Percent	Percent Responses		Means			
Yes	(1)	28	100.00%			1.00			
No	(2)	0	0.00%						
				0	25	50	75	100	Question
Response Rate	Mean	STD							
28/95 (29.47%)	1.00	0.00							





8 - Approximate GPA?									
Response Option	Weight	Frequency	Percent	Percent Responses		Means			
3.5-4.0	(4)	28	100.00%			4.00			
3.0-3.5	(3)	0	0.00%						
2.5-3.0	(2)	0	0.00%						
2.0-2.5	(1)	0	0.00%						
				0	25	50	75	100	Question
Response Rate	Mean	STD							
28/95 (29.47%)	4.00	0.00							





9 - Were you a Community or Junior college transfer?									
Response Option	Weight	Frequency	Percent	Percent Responses		Means			
Yes	(1)	8	28.57%						
No	(2)	20	71.43%						
				0	25	50	75	100	
Response Rate	Mean	STD							
28/95 (29.47%)									

10 - Instruction in courses -									
Response Option	Weight	Frequency	Percent	Percent Responses		Means			
Excellent	(4)	21	75.00%			3.71			
Good	(3)	6	21.43%						
Fair	(2)	1	3.57%						
Poor	(1)	0	0.00%						
				0	25	50	75	100	Question
Response Rate	Mean	STD							
28/95 (29.47%)	3.71	0.53							

William Carey University  
 Graduate Follow-Up Survey 2019 EDS-Educational Leadership

11 - Accessibility of instructors-						
Response Option	Weight	Frequency	Percent	Percent Responses	Means	
Excellent	(4)	21	75.00%			
Good	(3)	7	25.00%			
Fair	(2)	0	0.00%			
Poor	(1)	0	0.00%			
				0 25 50 75 100	Question	
Response Rate	Mean	STD				
28/95 (29.47%)	3.75	0.44				

12 - Quality of career counseling-						
Response Option	Weight	Frequency	Percent	Percent Responses	Means	
Excellent	(4)	12	42.86%			
Good	(3)	11	39.29%			
Fair	(2)	5	17.86%			
Poor	(1)	0	0.00%			
				0 25 50 75 100	Question	
Response Rate	Mean	STD				
28/95 (29.47%)	3.25	0.75				

13 - Overall academic degree program -						
Response Option	Weight	Frequency	Percent	Percent Responses	Means	
Excellent	(4)	23	82.14%			
Good	(3)	4	14.29%			
Fair	(2)	1	3.57%			
Poor	(1)	0	0.00%			
				0 25 50 75 100	Question	
Response Rate	Mean	STD				
28/95 (29.47%)	3.79	0.50				



**William Carey University**  
**Graduate Follow-Up Survey 2019 EDS-Higher Ed Administration**

1 - I am presently an active member of a church								
Response Option	Weight	Frequency	Percent	Percent Responses		Means		
Yes	(1)	2	100.00%					
No	(2)	0	0.00%					
				0	25	50	75	100
Response Rate								
2/5 (40%)								

2 - Type of Employer:								
Response Option	Weight	Frequency	Percent	Percent Responses		Means		
Private	(5)	0	0.00%					
Military	(4)	0	0.00%					
Educational	(3)	2	100.00%					
Federal/State	(2)	0	0.00%					
Church	(1)	0	0.00%					
				0	25	50	75	100
Response Rate								
2/5 (40%)								

3 - Job preparation received at William Carey University:								
Response Option	Weight	Frequency	Percent	Percent Responses		Means		
Excellent	(4)	2	100.00%			4.00		
Good	(3)	0	0.00%					
Fair	(2)	0	0.00%					
Inadequate	(1)	0	0.00%					
				0	25	50	75	100
Response Rate	Mean	STD						
2/5 (40%)	4.00	0.00						

4 - Are you:								
Response Option	Weight	Frequency	Percent	Percent Responses		Means		
Presently enrolled in a graduate program	(1)	0	0.00%			2.00		
Plan to enroll in the near future	(2)	1	100.00%					
Plan to enroll in the next five years	(3)	0	0.00%					
Do not plan to ever enroll in a graduate program	(4)	0	0.00%					
Plan to pursue a military career	(5)	0	0.00%					
				0	25	50	75	100
Response Rate	Mean	STD						
1/5 (20%)	2.00	0.00						

5 - Employment Status:								
Response Option	Weight	Frequency	Percent	Percent Responses		Means		
Full-Time in a related field	(1)	2	100.00%			1.00		
Full-time in unrelated field	(2)	0	0.00%					
Part-time in a related field	(3)	0	0.00%					
Part-time in unrelated field	(4)	0	0.00%					
				0	25	50	75	100
Response Rate	Mean	STD						
2/5 (40%)	1.00	0.00						

**William Carey University**  
**Graduate Follow-Up Survey 2019 EDS-Higher Ed Administration**

6 - Unemployed Status:									
Response Option	Weight	Frequency	Percent	Percent Responses		Means			
Unemployed and not seeking employment	(1)	0	0.00%						
Unemployed and seeking employment	(2)	0	0.00%						
Retired	(3)	0	0.00%						
Not Applicable	(0)	1	100.00%						
				0	25	50	75	100	
Response Rate	Mean	STD							
1/5 (20%)	0.00	0.00							

7 - Do you recommend William Carey University to individuals seeking programs similar to the one you completed?									
Response Option	Weight	Frequency	Percent	Percent Responses		Means			
Yes	(1)	2	100.00%			1.00			
No	(2)	0	0.00%						
				0	25	50	75	100	Question
Response Rate	Mean	STD							
2/5 (40%)	1.00	0.00							

8 - Approximate GPA?									
Response Option	Weight	Frequency	Percent	Percent Responses		Means			
3.5-4.0	(4)	2	100.00%			4.00			
3.0-3.5	(3)	0	0.00%						
2.5-3.0	(2)	0	0.00%						
2.0-2.5	(1)	0	0.00%						
				0	25	50	75	100	Question
Response Rate	Mean	STD							
2/5 (40%)	4.00	0.00							

9 - Were you a Community or Junior college transfer?									
Response Option	Weight	Frequency	Percent	Percent Responses		Means			
Yes	(1)	1	50.00%						
No	(2)	1	50.00%						
				0	25	50	75	100	
Response Rate	Mean	STD							
2/5 (40%)									

10 - Instruction in courses -									
Response Option	Weight	Frequency	Percent	Percent Responses		Means			
Excellent	(4)	1	50.00%			3.50			
Good	(3)	1	50.00%						
Fair	(2)	0	0.00%						
Poor	(1)	0	0.00%						
				0	25	50	75	100	Question
Response Rate	Mean	STD							
2/5 (40%)	3.50	0.71							

**William Carey University**  
**Graduate Follow-Up Survey 2019 EDS-Higher Ed Administration**

11 - Accessibility of instructors-						
Response Option	Weight	Frequency	Percent	Percent Responses	Means	
Excellent	(4)	1	50.00%		2.50	
Good	(3)	0	0.00%			
Fair	(2)	0	0.00%			
Poor	(1)	1	50.00%			
				0 25 50 75 100	Question	
Response Rate	Mean	STD				
2/5 (40%)	2.50	2.12				

12 - Quality of career counseling-						
Response Option	Weight	Frequency	Percent	Percent Responses	Means	
Excellent	(4)	1	50.00%		3.00	
Good	(3)	0	0.00%			
Fair	(2)	1	50.00%			
Poor	(1)	0	0.00%			
				0 25 50 75 100	Question	
Response Rate	Mean	STD				
2/5 (40%)	3.00	1.41				

13 - Overall academic degree program -						
Response Option	Weight	Frequency	Percent	Percent Responses	Means	
Excellent	(4)	2	100.00%		4.00	
Good	(3)	0	0.00%			
Fair	(2)	0	0.00%			
Poor	(1)	0	0.00%			
				0 25 50 75 100	Question	
Response Rate	Mean	STD				
2/5 (40%)	4.00	0.00				

**William Carey University**  
**Graduate Follow-Up Survey 2019 EDS-Instructional Leadership**

1 - I am presently an active member of a church								
Response Option	Weight	Frequency	Percent	Percent Responses		Means		
Yes	(1)	26	83.87%					
No	(2)	5	16.13%					
				0	25	50	75	100
<b>Response Rate</b>								
31/87 (35.63%)								

2 - Type of Employer:								
Response Option	Weight	Frequency	Percent	Percent Responses		Means		
Private	(5)	0	0.00%					
Military	(4)	0	0.00%					
Educational	(3)	29	90.63%					
Federal/State	(2)	3	9.38%					
Church	(1)	0	0.00%					
				0	25	50	75	100
<b>Response Rate</b>								
32/87 (36.78%)								

3 - Job preparation received at William Carey University:								
Response Option	Weight	Frequency	Percent	Percent Responses		Means		
Excellent	(4)	18	58.06%			3.52		
Good	(3)	11	35.48%					
Fair	(2)	2	6.45%					
Inadequate	(1)	0	0.00%					
				0	25	50	75	100
<b>Response Rate</b>	<b>Mean</b>	<b>STD</b>						
31/87 (35.63%)	3.52	0.63						

4 - Are you:								
Response Option	Weight	Frequency	Percent	Percent Responses		Means		
Presently enrolled in a graduate program	(1)	10	33.33%			2.17		
Plan to enroll in the near future	(2)	11	36.67%					
Plan to enroll in the next five years	(3)	3	10.00%					
Do not plan to ever enroll in a graduate program	(4)	6	20.00%					
Plan to pursue a military career	(5)	0	0.00%					
				0	25	50	75	100
<b>Response Rate</b>	<b>Mean</b>	<b>STD</b>						
30/87 (34.48%)	2.17	1.12						

5 - Employment Status:								
Response Option	Weight	Frequency	Percent	Percent Responses		Means		
Full-Time in a related field	(1)	30	93.75%			1.13		
Full-time in unrelated field	(2)	0	0.00%					
Part-time in a related field	(3)	2	6.25%					
Part-time in unrelated field	(4)	0	0.00%					
				0	25	50	75	100
<b>Response Rate</b>	<b>Mean</b>	<b>STD</b>						
32/87 (36.78%)	1.13	0.49						

**William Carey University**  
**Graduate Follow-Up Survey 2019 EDS-Instructional Leadership**

6 - Unemployed Status:					
Response Option	Weight	Frequency	Percent	Percent Responses	Means
Unemployed and not seeking employment	(1)	0	0.00%		
Unemployed and seeking employment	(2)	0	0.00%		
Retired	(3)	0	0.00%		
Not Applicable	(0)	17	100.00%		
				0 25 50 75 100	
Response Rate	Mean	STD			
17/87 (19.54%)	0.00	0.00			

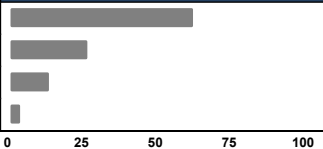
7 - Do you recommend William Carey University to individuals seeking programs similar to the one you completed?					
Response Option	Weight	Frequency	Percent	Percent Responses	Means
Yes	(1)	29	90.63%		1.09
No	(2)	3	9.38%		
				0 25 50 75 100	Question
Response Rate	Mean	STD			
32/87 (36.78%)	1.09	0.30			

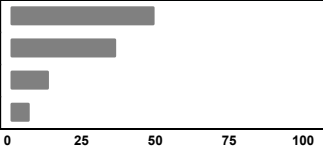
8 - Approximate GPA?					
Response Option	Weight	Frequency	Percent	Percent Responses	Means
3.5-4.0	(4)	30	93.75%		3.94
3.0-3.5	(3)	2	6.25%		
2.5-3.0	(2)	0	0.00%		
2.0-2.5	(1)	0	0.00%		
				0 25 50 75 100	Question
Response Rate	Mean	STD			
32/87 (36.78%)	3.94	0.25			

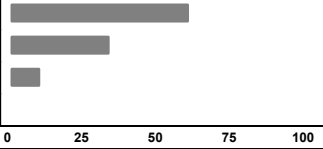
9 - Were you a Community or Junior college transfer?					
Response Option	Weight	Frequency	Percent	Percent Responses	Means
Yes	(1)	9	28.13%		
No	(2)	23	71.88%		
				0 25 50 75 100	
Response Rate	Mean	STD			
32/87 (36.78%)					

10 - Instruction in courses -					
Response Option	Weight	Frequency	Percent	Percent Responses	Means
Excellent	(4)	20	62.50%		3.56
Good	(3)	10	31.25%		
Fair	(2)	2	6.25%		
Poor	(1)	0	0.00%		
				0 25 50 75 100	Question
Response Rate	Mean	STD			
32/87 (36.78%)	3.56	0.62			

William Carey University  
 Graduate Follow-Up Survey 2019 EDS-Instructional Leadership

11 - Accessibility of instructors-						
Response Option	Weight	Frequency	Percent	Percent Responses	Means	
Excellent	(4)	19	59.38%		3.41	
Good	(3)	8	25.00%			
Fair	(2)	4	12.50%			
Poor	(1)	1	3.13%			
				0 25 50 75 100	Question	
Response Rate	Mean	STD				
32/87 (36.78%)	3.41	0.84				

12 - Quality of career counseling-						
Response Option	Weight	Frequency	Percent	Percent Responses	Means	
Excellent	(4)	15	46.88%		3.22	
Good	(3)	11	34.38%			
Fair	(2)	4	12.50%			
Poor	(1)	2	6.25%			
				0 25 50 75 100	Question	
Response Rate	Mean	STD				
32/87 (36.78%)	3.22	0.91				

13 - Overall academic degree program -						
Response Option	Weight	Frequency	Percent	Percent Responses	Means	
Excellent	(4)	18	58.06%		3.48	
Good	(3)	10	32.26%			
Fair	(2)	3	9.68%			
Poor	(1)	0	0.00%			
				0 25 50 75 100	Question	
Response Rate	Mean	STD				
31/87 (35.63%)	3.48	0.68				

**William Carey University**  
**Graduate Follow-Up Survey 2019 EDD-Educational Leadership**

1 - I am presently an active member of a church								
Response Option	Weight	Frequency	Percent	Percent Responses		Means		
Yes	(1)	11	84.62%					
No	(2)	2	15.38%					
				0	25	50	75	100
Response Rate								
13/45 (28.89%)								

2 - Type of Employer:								
Response Option	Weight	Frequency	Percent	Percent Responses		Means		
Private	(5)	1	7.69%					
Military	(4)	0	0.00%					
Educational	(3)	9	69.23%					
Federal/State	(2)	2	15.38%					
Church	(1)	1	7.69%					
				0	25	50	75	100
Response Rate								
13/45 (28.89%)								

3 - Job preparation received at William Carey University:								
Response Option	Weight	Frequency	Percent	Percent Responses		Means		
Excellent	(4)	11	84.62%			3.85		
Good	(3)	2	15.38%					
Fair	(2)	0	0.00%					
Inadequate	(1)	0	0.00%					
				0	25	50	75	100
Response Rate	Mean	STD						
13/45 (28.89%)	3.85	0.38						

4 - Are you:								
Response Option	Weight	Frequency	Percent	Percent Responses		Means		
Presently enrolled in a graduate program	(1)	0	0.00%			4.00		
Plan to enroll in the near future	(2)	0	0.00%					
Plan to enroll in the next five years	(3)	0	0.00%					
Do not plan to ever enroll in a graduate program	(4)	7	100.00%					
Plan to pursue a military career	(5)	0	0.00%					
				0	25	50	75	100
Response Rate	Mean	STD						
7/45 (15.56%)	4.00	0.00						

5 - Employment Status:								
Response Option	Weight	Frequency	Percent	Percent Responses		Means		
Full-Time in a related field	(1)	13	100.00%			1.00		
Full-time in unrelated field	(2)	0	0.00%					
Part-time in a related field	(3)	0	0.00%					
Part-time in unrelated field	(4)	0	0.00%					
				0	25	50	75	100
Response Rate	Mean	STD						
13/45 (28.89%)	1.00	0.00						

**William Carey University**  
**Graduate Follow-Up Survey 2019 EDD-Educational Leadership**

6 - Unemployed Status:						
Response Option	Weight	Frequency	Percent	Percent Responses	Means	
Unemployed and not seeking employment	(1)	0	0.00%			
Unemployed and seeking employment	(2)	0	0.00%			
Retired	(3)	0	0.00%			
Not Applicable	(0)	13	100.00%			
				0 25 50 75 100		
Response Rate	Mean	STD				
13/45 (28.89%)	0.00	0.00				

7 - Do you recommend William Carey University to individuals seeking programs similar to the one you completed?						
Response Option	Weight	Frequency	Percent	Percent Responses	Means	
Yes	(1)	13	100.00%		1.00	
No	(2)	0	0.00%			
				0 25 50 75 100	Question	
Response Rate	Mean	STD				
13/45 (28.89%)	1.00	0.00				





8 - Approximate GPA?						
Response Option	Weight	Frequency	Percent	Percent Responses	Means	
3.5-4.0	(4)	13	100.00%		4.00	
3.0-3.5	(3)	0	0.00%			
2.5-3.0	(2)	0	0.00%			
2.0-2.5	(1)	0	0.00%			
				0 25 50 75 100	Question	
Response Rate	Mean	STD				
13/45 (28.89%)	4.00	0.00				




9 - Were you a Community or Junior college transfer?						
Response Option	Weight	Frequency	Percent	Percent Responses	Means	
Yes	(1)	2	15.38%			
No	(2)	11	84.62%			
				0 25 50 75 100		
Response Rate	Mean	STD				
13/45 (28.89%)						




10 - Instruction in courses -						
Response Option	Weight	Frequency	Percent	Percent Responses	Means	
Excellent	(4)	10	76.92%		3.77	
Good	(3)	3	23.08%			
Fair	(2)	0	0.00%			
Poor	(1)	0	0.00%			
				0 25 50 75 100	Question	
Response Rate	Mean	STD				
13/45 (28.89%)	3.77	0.44				



**William Carey University**  
**Graduate Follow-Up Survey 2019 EDD-Educational Leadership**

11 - Accessibility of instructors-						
Response Option	Weight	Frequency	Percent	Percent Responses	Means	
Excellent	(4)	9	69.23%			
Good	(3)	3	23.08%			
Fair	(2)	1	7.69%			
Poor	(1)	0	0.00%			
				0 25 50 75 100	Question	
Response Rate	Mean	STD				
13/45 (28.89%)	3.62	0.65				

12 - Quality of career counseling-						
Response Option	Weight	Frequency	Percent	Percent Responses	Means	
Excellent	(4)	8	61.54%			
Good	(3)	5	38.46%			
Fair	(2)	0	0.00%			
Poor	(1)	0	0.00%			
				0 25 50 75 100	Question	
Response Rate	Mean	STD				
13/45 (28.89%)	3.62	0.51				

13 - Overall academic degree program -						
Response Option	Weight	Frequency	Percent	Percent Responses	Means	
Excellent	(4)	11	84.62%			
Good	(3)	2	15.38%			
Fair	(2)	0	0.00%			
Poor	(1)	0	0.00%			
				0 25 50 75 100	Question	
Response Rate	Mean	STD				
13/45 (28.89%)	3.85	0.38				

**William Carey University**  
**Graduate Follow-Up Survey 2019-PhD in Higher Ed Administration**

1 - I am presently an active member of a church								
Response Option	Weight	Frequency	Percent	Percent Responses		Means		
Yes	(1)	3	100.00%					
No	(2)	0	0.00%					
				0	25	50	75	100
<b>Response Rate</b>								
3/7 (42.86%)								

2 - Type of Employer:								
Response Option	Weight	Frequency	Percent	Percent Responses		Means		
Private	(5)	1	33.33%					
Military	(4)	0	0.00%					
Educational	(3)	2	66.67%					
Federal/State	(2)	0	0.00%					
Church	(1)	0	0.00%					
				0	25	50	75	100
<b>Response Rate</b>								
3/7 (42.86%)								

3 - Job preparation received at William Carey University:								
Response Option	Weight	Frequency	Percent	Percent Responses		Means		
Excellent	(4)	1	33.33%			3.33		
Good	(3)	2	66.67%					
Fair	(2)	0	0.00%					
Inadequate	(1)	0	0.00%					
				0	25	50	75	100
<b>Response Rate</b>	<b>Mean</b>	<b>STD</b>					Question	
3/7 (42.86%)	3.33	0.58						

4 - Are you:								
Response Option	Weight	Frequency	Percent	Percent Responses		Means		
Presently enrolled in a graduate program	(1)	0	0.00%			4.00		
Plan to enroll in the near future	(2)	0	0.00%					
Plan to enroll in the next five years	(3)	0	0.00%					
Do not plan to ever enroll in a graduate program	(4)	3	100.00%					
Plan to pursue a military career	(5)	0	0.00%					
				0	25	50	75	100
<b>Response Rate</b>	<b>Mean</b>	<b>STD</b>					Question	
3/7 (42.86%)	4.00	0.00						

5 - Employment Status:								
Response Option	Weight	Frequency	Percent	Percent Responses		Means		
Full-Time in a related field	(1)	2	66.67%			2.00		
Full-time in unrelated field	(2)	0	0.00%					
Part-time in a related field	(3)	0	0.00%					
Part-time in unrelated field	(4)	1	33.33%					
				0	25	50	75	100
<b>Response Rate</b>	<b>Mean</b>	<b>STD</b>					Question	
3/7 (42.86%)	2.00	1.73						

**William Carey University**  
**Graduate Follow-Up Survey 2019-PhD in Higher Ed Administration**

6 - Unemployed Status:						
Response Option	Weight	Frequency	Percent	Percent Responses	Means	
Unemployed and not seeking employment	(1)	0	0.00%			
Unemployed and seeking employment	(2)	0	0.00%			
Retired	(3)	0	0.00%			
Not Applicable	(0)	3	100.00%			
				0 25 50 75 100		
Response Rate	Mean	STD				
3/7 (42.86%)	0.00	0.00				




7 - Do you recommend William Carey University to individuals seeking programs similar to the one you completed?						
Response Option	Weight	Frequency	Percent	Percent Responses	Means	
Yes	(1)	3	100.00%			
No	(2)	0	0.00%			
				0 25 50 75 100	Question	
Response Rate	Mean	STD				
3/7 (42.86%)	1.00	0.00				





8 - Approximate GPA?						
Response Option	Weight	Frequency	Percent	Percent Responses	Means	
3.5-4.0	(4)	3	100.00%			
3.0-3.5	(3)	0	0.00%			
2.5-3.0	(2)	0	0.00%			
2.0-2.5	(1)	0	0.00%			
				0 25 50 75 100	Question	
Response Rate	Mean	STD				
3/7 (42.86%)	4.00	0.00				




9 - Were you a Community or Junior college transfer?						
Response Option	Weight	Frequency	Percent	Percent Responses	Means	
Yes	(1)	2	66.67%			
No	(2)	1	33.33%			
				0 25 50 75 100		
Response Rate						
3/7 (42.86%)						

10 - Instruction in courses -						
Response Option	Weight	Frequency	Percent	Percent Responses	Means	
Excellent	(4)	2	66.67%			
Good	(3)	1	33.33%			
Fair	(2)	0	0.00%			
Poor	(1)	0	0.00%			
				0 25 50 75 100	Question	
Response Rate	Mean	STD				
3/7 (42.86%)	3.67	0.58				

**William Carey University**  
**Graduate Follow-Up Survey 2019-PhD in Higher Ed Administration**

11 - Accessibility of instructors-						
Response Option	Weight	Frequency	Percent	Percent Responses	Means	
Excellent	(4)	2	66.67%			
Good	(3)	1	33.33%			
Fair	(2)	0	0.00%			
Poor	(1)	0	0.00%			
				0 25 50 75 100	Question	
Response Rate	Mean	STD				
3/7 (42.86%)	3.67	0.58				

12 - Quality of career counseling-						
Response Option	Weight	Frequency	Percent	Percent Responses	Means	
Excellent	(4)	1	33.33%			
Good	(3)	1	33.33%			
Fair	(2)	1	33.33%			
Poor	(1)	0	0.00%			
				0 25 50 75 100	Question	
Response Rate	Mean	STD				
3/7 (42.86%)	3.00	1.00				

13 - Overall academic degree program -						
Response Option	Weight	Frequency	Percent	Percent Responses	Means	
Excellent	(4)	2	66.67%			
Good	(3)	1	33.33%			
Fair	(2)	0	0.00%			
Poor	(1)	0	0.00%			
				0 25 50 75 100	Question	
Response Rate	Mean	STD				
3/7 (42.86%)	3.67	0.58				

**William Carey University**  
**Graduate Follow-Up Survey 2019-PhD in Nursing Education and Administration**

1 - I am presently an active member of a church								
Response Option	Weight	Frequency	Percent	Percent Responses		Means		
Yes	(1)	5	83.33%					
No	(2)	1	16.67%					
				0	25	50	75	100
<b>Response Rate</b>								
6/16 (37.5%)								

2 - Type of Employer:								
Response Option	Weight	Frequency	Percent	Percent Responses		Means		
Private	(5)	1	16.67%					
Military	(4)	0	0.00%					
Educational	(3)	5	83.33%					
Federal/State	(2)	0	0.00%					
Church	(1)	0	0.00%					
				0	25	50	75	100
<b>Response Rate</b>								
6/16 (37.5%)								

3 - Job preparation received at William Carey University:								
Response Option	Weight	Frequency	Percent	Percent Responses		Means		
Excellent	(4)	4	66.67%			3.67		
Good	(3)	2	33.33%					
Fair	(2)	0	0.00%					
Inadequate	(1)	0	0.00%					
				0	25	50	75	100
<b>Response Rate</b>	<b>Mean</b>	<b>STD</b>					Question	
6/16 (37.5%)	3.67	0.52						

4 - Are you:								
Response Option	Weight	Frequency	Percent	Percent Responses		Means		
Presently enrolled in a graduate program	(1)	0	0.00%			4.00		
Plan to enroll in the near future	(2)	0	0.00%					
Plan to enroll in the next five years	(3)	0	0.00%					
Do not plan to ever enroll in a graduate program	(4)	2	100.00%					
Plan to pursue a military career	(5)	0	0.00%					
				0	25	50	75	100
<b>Response Rate</b>	<b>Mean</b>	<b>STD</b>					Question	
2/16 (12.5%)	4.00	0.00						

5 - Employment Status:								
Response Option	Weight	Frequency	Percent	Percent Responses		Means		
Full-Time in a related field	(1)	6	100.00%			1.00		
Full-time in unrelated field	(2)	0	0.00%					
Part-time in a related field	(3)	0	0.00%					
Part-time in unrelated field	(4)	0	0.00%					
				0	25	50	75	100
<b>Response Rate</b>	<b>Mean</b>	<b>STD</b>					Question	
6/16 (37.5%)	1.00	0.00						

**William Carey University**  
**Graduate Follow-Up Survey 2019-PhD in Nursing Education and Administration**

6 - Unemployed Status:						
Response Option	Weight	Frequency	Percent	Percent Responses	Means	
Unemployed and not seeking employment	(1)	0	0.00%			
Unemployed and seeking employment	(2)	0	0.00%			
Retired	(3)	0	0.00%			
Not Applicable	(0)	5	100.00%			
				0 25 50 75 100		
Response Rate	Mean	STD				
5/16 (31.25%)	0.00	0.00				

7 - Do you recommend William Carey University to individuals seeking programs similar to the one you completed?						
Response Option	Weight	Frequency	Percent	Percent Responses	Means	
Yes	(1)	6	100.00%			
No	(2)	0	0.00%			
				0 25 50 75 100	Question	
Response Rate	Mean	STD				
6/16 (37.5%)	1.00	0.00				

8 - Approximate GPA?						
Response Option	Weight	Frequency	Percent	Percent Responses	Means	
3.5-4.0	(4)	5	100.00%			
3.0-3.5	(3)	0	0.00%			
2.5-3.0	(2)	0	0.00%			
2.0-2.5	(1)	0	0.00%			
				0 25 50 75 100	Question	
Response Rate	Mean	STD				
5/16 (31.25%)	4.00	0.00				

9 - Were you a Community or Junior college transfer?						
Response Option	Weight	Frequency	Percent	Percent Responses	Means	
Yes	(1)	0	0.00%			
No	(2)	6	100.00%			
				0 25 50 75 100		
Response Rate	Mean	STD				
6/16 (37.5%)						

10 - Instruction in courses -						
Response Option	Weight	Frequency	Percent	Percent Responses	Means	
Excellent	(4)	3	50.00%			
Good	(3)	2	33.33%			
Fair	(2)	1	16.67%			
Poor	(1)	0	0.00%			
				0 25 50 75 100	Question	
Response Rate	Mean	STD				
6/16 (37.5%)	3.33	0.82				

**William Carey University**  
**Graduate Follow-Up Survey 2019-PhD in Nursing Education and Administration**

11 - Accessibility of instructors-						
Response Option	Weight	Frequency	Percent	Percent Responses	Means	
Excellent	(4)	4	66.67%		3.33	
Good	(3)	0	0.00%			
Fair	(2)	2	33.33%			
Poor	(1)	0	0.00%			
				0 25 50 75 100	Question	
Response Rate	Mean	STD				
6/16 (37.5%)	3.33	1.03				

12 - Quality of career counseling-						
Response Option	Weight	Frequency	Percent	Percent Responses	Means	
Excellent	(4)	1	25.00%		2.75	
Good	(3)	1	25.00%			
Fair	(2)	2	50.00%			
Poor	(1)	0	0.00%			
				0 25 50 75 100	Question	
Response Rate	Mean	STD				
4/16 (25%)	2.75	0.96				

13 - Overall academic degree program -						
Response Option	Weight	Frequency	Percent	Percent Responses	Means	
Excellent	(4)	4	80.00%		3.80	
Good	(3)	1	20.00%			
Fair	(2)	0	0.00%			
Poor	(1)	0	0.00%			
				0 25 50 75 100	Question	
Response Rate	Mean	STD				
5/16 (31.25%)	3.80	0.45				