

GRADUATE FOLLOW-UP REPORT



WILLIAM CAREY

U N I V E R S I T Y

Report on the 2019 WCU Graduates

CONTENTS

UNDERGRADUATE PROGRAMS

Biology	4
Business Administration	7
Chemistry	10
Christian Ministry	13
Church Music	16
Criminal Justice	19
Elementary Education	22
English	25
Health Administration and Education	28
Health Information Management	31
Health, P.E. & Recreation	34
History	37
Intercultural Studies	40
Mathematics	43
Music	46
Music Therapy	49
Nursing	52
Physical Education	55
Psychology	58
Religion	61

GRADUATE PROGRAMS

Master of Biological Sciences.	64
Master of Biomedical Science	67
Master of Business Administration.	70
Master of Education	73
Master of Music in Church Music	76
Master of Music in Music Education	79
Master of Science in Counseling Psychology - Child and Adolescent.	82
Master of Science in Counseling Psychology.	85
Master of Science in Counseling Psychology - School Counseling	88
Master of Science in Counselor Education - Clinical Mental Health Counseling	91
Master of Science in Criminal Justice	94
Master of Science in Health Administration and Education.	97
Master of Science in Nursing	100
Master of Science in Nursing/Master of Business Administration.	103
Specialist in Education - Educational Leadership.	106
Specialist in Education - Emotional and Behavioral Disorders	109
Specialist in Education - Higher Education Administration.	112
Specialist in Education - Instructional Leadership	115

DOCTORAL PROGRAMS

Doctor of Education in Educational Leadership.	118
Doctor of Philosophy in Higher Education Administration	121
Doctor of Philosophy in Nursing Education and Administration.	124
Doctor of Physical Therapy.	127

William Carey University
Graduate Follow-Up Survey 2020-Biology

1 - I am presently an active member of a church								
Response Option	Weight	Frequency	Percent	Percent Responses		Means		
Yes	(1)	9	64.29%					
No	(2)	5	35.71%					
				0	25	50	75	100
Response Rate								
14/53 (26.42%)								

2 - Type of Employer:								
Response Option	Weight	Frequency	Percent	Percent Responses		Means		
Private	(5)	4	36.36%					
Military	(4)	2	18.18%					
Educational	(3)	2	18.18%					
Federal/State	(2)	3	27.27%					
Church	(1)	0	0.00%					
				0	25	50	75	100
Response Rate								
11/53 (20.75%)								

3 - Job preparation received at William Carey University:								
Response Option	Weight	Frequency	Percent	Percent Responses		Means		
Excellent	(4)	4	30.77%			2.69		
Good	(3)	3	23.08%					
Fair	(2)	4	30.77%					
Inadequate	(1)	2	15.38%					
				0	25	50	75	100
Response Rate	Mean	STD						
13/53 (24.53%)	2.69	1.11						

4 - Are you:								
Response Option	Weight	Frequency	Percent	Percent Responses		Means		
Presently enrolled in a graduate program	(1)	7	50.00%			2.00		
Plan to enroll in the near future	(2)	3	21.43%					
Plan to enroll in the next five years	(3)	1	7.14%					
Do not plan to ever enroll in a graduate program	(4)	3	21.43%					
Plan to pursue a military career	(5)	0	0.00%					
				0	25	50	75	100
Response Rate	Mean	STD						
14/53 (26.42%)	2.00	1.24						

5 - Employment Status:								
Response Option	Weight	Frequency	Percent	Percent Responses		Means		
Full-Time in a related field	(1)	6	66.67%			1.56		
Full-time in unrelated field	(2)	1	11.11%					
Part-time in a related field	(3)	2	22.22%					
Part-time in unrelated field	(4)	0	0.00%					
				0	25	50	75	100
Response Rate	Mean	STD						
9/53 (16.98%)	1.56	0.88						

William Carey University
Graduate Follow-Up Survey 2020-Biology

6 - Unemployed Status:						
Response Option	Weight	Frequency	Percent	Percent Responses	Means	
Unemployed and not seeking employment	(1)	3	23.08%		1.25	
Unemployed and seeking employment	(2)	1	7.69%			
Retired	(3)	0	0.00%			
Not Applicable	(0)	9	69.23%			
				0 25 50 75 100	Question	
Response Rate	Mean	STD				
13/53 (24.53%)	1.25	0.50				





7 - Do you recommend William Carey University to individuals seeking programs similar to the one you completed?						
Response Option	Weight	Frequency	Percent	Percent Responses	Means	
Yes	(1)	8	57.14%		1.43	
No	(2)	6	42.86%			
				0 25 50 75 100	Question	
Response Rate	Mean	STD				
14/53 (26.42%)	1.43	0.51				






8 - Approximate GPA?						
Response Option	Weight	Frequency	Percent	Percent Responses	Means	
3.5-4.0	(4)	9	64.29%		3.29	
3.0-3.5	(3)	1	7.14%			
2.5-3.0	(2)	3	21.43%			
2.0-2.5	(1)	1	7.14%			
				0 25 50 75 100	Question	
Response Rate	Mean	STD				
14/53 (26.42%)	3.29	1.07				






9 - Were you a Community or Junior college transfer?						
Response Option	Weight	Frequency	Percent	Percent Responses	Means	
Yes	(1)	5	35.71%			
No	(2)	9	64.29%			
				0 25 50 75 100	Question	
Response Rate	Mean	STD				
14/53 (26.42%)						

10 - Instruction in courses -						
Response Option	Weight	Frequency	Percent	Percent Responses	Means	
Excellent	(4)	8	57.14%		3.36	
Good	(3)	3	21.43%			
Fair	(2)	3	21.43%			
Poor	(1)	0	0.00%			
				0 25 50 75 100	Question	
Response Rate	Mean	STD				
14/53 (26.42%)	3.36	0.84				

William Carey University
Graduate Follow-Up Survey 2020-Biology

11 - Accessibility of instructors-						
Response Option	Weight	Frequency	Percent	Percent Responses	Means	
Excellent	(4)	11	78.57%		 3.71	
Good	(3)	2	14.29%			
Fair	(2)	1	7.14%			
Poor	(1)	0	0.00%			
				0 25 50 75 100	Question	
Response Rate	Mean	STD				
14/53 (26.42%)	3.71	0.61				

12 - Quality of career counseling-						
Response Option	Weight	Frequency	Percent	Percent Responses	Means	
Excellent	(4)	6	42.86%		 2.86	
Good	(3)	3	21.43%			
Fair	(2)	2	14.29%			
Poor	(1)	3	21.43%			
				0 25 50 75 100	Question	
Response Rate	Mean	STD				
14/53 (26.42%)	2.86	1.23				

13 - Overall academic degree program -						
Response Option	Weight	Frequency	Percent	Percent Responses	Means	
Excellent	(4)	6	42.86%		 3.14	
Good	(3)	5	35.71%			
Fair	(2)	2	14.29%			
Poor	(1)	1	7.14%			
				0 25 50 75 100	Question	
Response Rate	Mean	STD				
14/53 (26.42%)	3.14	0.95				

William Carey University
Graduate Follow-Up Survey 2020-Business Administration

1 - I am presently an active member of a church								
Response Option	Weight	Frequency	Percent	Percent Responses		Means		
Yes	(1)	8	53.33%					
No	(2)	7	46.67%					
				0	25	50	75	100
Response Rate								
15/74 (20.27%)								

2 - Type of Employer:								
Response Option	Weight	Frequency	Percent	Percent Responses		Means		
Private	(5)	8	57.14%					
Military	(4)	0	0.00%					
Educational	(3)	3	21.43%					
Federal/State	(2)	3	21.43%					
Church	(1)	0	0.00%					
				0	25	50	75	100
Response Rate								
14/74 (18.92%)								

3 - Job preparation received at William Carey University:								
Response Option	Weight	Frequency	Percent	Percent Responses		Means		
Excellent	(4)	6	40.00%			3.33		
Good	(3)	8	53.33%					
Fair	(2)	1	6.67%					
Inadequate	(1)	0	0.00%					
				0	25	50	75	100
Response Rate	Mean	STD					Question	
15/74 (20.27%)	3.33	0.62						

4 - Are you:								
Response Option	Weight	Frequency	Percent	Percent Responses		Means		
Presently enrolled in a graduate program	(1)	5	33.33%			2.27		
Plan to enroll in the near future	(2)	4	26.67%					
Plan to enroll in the next five years	(3)	3	20.00%					
Do not plan to ever enroll in a graduate program	(4)	3	20.00%					
Plan to pursue a military career	(5)	0	0.00%					
				0	25	50	75	100
Response Rate	Mean	STD					Question	
15/74 (20.27%)	2.27	1.16						

5 - Employment Status:								
Response Option	Weight	Frequency	Percent	Percent Responses		Means		
Full-Time in a related field	(1)	7	50.00%			1.57		
Full-time in unrelated field	(2)	6	42.86%					
Part-time in a related field	(3)	1	7.14%					
Part-time in unrelated field	(4)	0	0.00%					
				0	25	50	75	100
Response Rate	Mean	STD					Question	
14/74 (18.92%)	1.57	0.65						

William Carey University
Graduate Follow-Up Survey 2020-Business Administration

6 - Unemployed Status:						
Response Option	Weight	Frequency	Percent	Percent Responses	Means	
Unemployed and not seeking employment	(1)	2	13.33%		1.33	
Unemployed and seeking employment	(2)	1	6.67%			
Retired	(3)	0	0.00%			
Not Applicable	(0)	12	80.00%			
				0 25 50 75 100	Question	
Response Rate	Mean	STD				
15/74 (20.27%)	1.33	0.58				




7 - Do you recommend William Carey University to individuals seeking programs similar to the one you completed?						
Response Option	Weight	Frequency	Percent	Percent Responses	Means	
Yes	(1)	15	100.00%		1.00	
No	(2)	0	0.00%			
				0 25 50 75 100	Question	
Response Rate	Mean	STD				
15/74 (20.27%)	1.00	0.00				





8 - Approximate GPA?						
Response Option	Weight	Frequency	Percent	Percent Responses	Means	
3.5-4.0	(4)	6	40.00%		2.93	
3.0-3.5	(3)	4	26.67%			
2.5-3.0	(2)	3	20.00%			
2.0-2.5	(1)	2	13.33%			
				0 25 50 75 100	Question	
Response Rate	Mean	STD				
15/74 (20.27%)	2.93	1.10				




9 - Were you a Community or Junior college transfer?						
Response Option	Weight	Frequency	Percent	Percent Responses	Means	
Yes	(1)	9	60.00%			
No	(2)	6	40.00%			
				0 25 50 75 100	Question	
Response Rate	Mean	STD				
15/74 (20.27%)						

10 - Instruction in courses -						
Response Option	Weight	Frequency	Percent	Percent Responses	Means	
Excellent	(4)	12	80.00%		3.80	
Good	(3)	3	20.00%			
Fair	(2)	0	0.00%			
Poor	(1)	0	0.00%			
				0 25 50 75 100	Question	
Response Rate	Mean	STD				
15/74 (20.27%)	3.80	0.41				

William Carey University
Graduate Follow-Up Survey 2020-Business Administration

11 - Accessibility of instructors-						
Response Option	Weight	Frequency	Percent	Percent Responses	Means	
Excellent	(4)	12	80.00%			
Good	(3)	3	20.00%			
Fair	(2)	0	0.00%			
Poor	(1)	0	0.00%			
				0 25 50 75 100	Question	
Response Rate	Mean	STD				
15/74 (20.27%)	3.80	0.41				

12 - Quality of career counseling-						
Response Option	Weight	Frequency	Percent	Percent Responses	Means	
Excellent	(4)	7	50.00%			
Good	(3)	5	35.71%			
Fair	(2)	2	14.29%			
Poor	(1)	0	0.00%			
				0 25 50 75 100	Question	
Response Rate	Mean	STD				
14/74 (18.92%)	3.36	0.74				

13 - Overall academic degree program -						
Response Option	Weight	Frequency	Percent	Percent Responses	Means	
Excellent	(4)	11	73.33%			
Good	(3)	4	26.67%			
Fair	(2)	0	0.00%			
Poor	(1)	0	0.00%			
				0 25 50 75 100	Question	
Response Rate	Mean	STD				
15/74 (20.27%)	3.73	0.46				

William Carey University
Graduate Follow-Up Survey 2020-Chemistry

1 - I am presently an active member of a church								
Response Option	Weight	Frequency	Percent	Percent Responses		Means		
Yes	(1)	0	0.00%					
No	(2)	1	100.00%					
				0	25	50	75	100
Response Rate								
1/3 (33.33%)								

2 - Type of Employer:								
Response Option	Weight	Frequency	Percent	Percent Responses		Means		
Private	(5)	0	0.00%					
Military	(4)	0	0.00%					
Educational	(3)	0	0.00%					
Federal/State	(2)	0	0.00%					
Church	(1)	0	0.00%					
				0	25	50	75	100
Response Rate								
0/3 (0%)								

3 - Job preparation received at William Carey University:								
Response Option	Weight	Frequency	Percent	Percent Responses		Means		
Excellent	(4)	1	100.00%			4.00		
Good	(3)	0	0.00%					
Fair	(2)	0	0.00%					
Inadequate	(1)	0	0.00%					
				0	25	50	75	100
Response Rate	Mean	STD						
1/3 (33.33%)	4.00	0.00					Question	

4 - Are you:								
Response Option	Weight	Frequency	Percent	Percent Responses		Means		
Presently enrolled in a graduate program	(1)	0	0.00%			2.00		
Plan to enroll in the near future	(2)	1	100.00%					
Plan to enroll in the next five years	(3)	0	0.00%					
Do not plan to ever enroll in a graduate program	(4)	0	0.00%					
Plan to pursue a military career	(5)	0	0.00%					
				0	25	50	75	100
Response Rate	Mean	STD						
1/3 (33.33%)	2.00	0.00					Question	

5 - Employment Status:								
Response Option	Weight	Frequency	Percent	Percent Responses		Means		
Full-Time in a related field	(1)	0	0.00%			4.00		
Full-time in unrelated field	(2)	0	0.00%					
Part-time in a related field	(3)	0	0.00%					
Part-time in unrelated field	(4)	1	100.00%					
				0	25	50	75	100
Response Rate	Mean	STD						
1/3 (33.33%)	4.00	0.00					Question	

William Carey University
Graduate Follow-Up Survey 2020-Chemistry

6 - Unemployed Status:						
Response Option	Weight	Frequency	Percent	Percent Responses	Means	
Unemployed and not seeking employment	(1)	0	0.00%			
Unemployed and seeking employment	(2)	0	0.00%			
Retired	(3)	0	0.00%			
Not Applicable	(0)	1	100.00%			
				0 25 50 75 100		
Response Rate	Mean	STD				
1/3 (33.33%)	0.00	0.00				

7 - Do you recommend William Carey University to individuals seeking programs similar to the one you completed?						
Response Option	Weight	Frequency	Percent	Percent Responses	Means	
Yes	(1)	1	100.00%		1.00	
No	(2)	0	0.00%			
				0 25 50 75 100	Question	
Response Rate	Mean	STD				
1/3 (33.33%)	1.00	0.00				

8 - Approximate GPA?						
Response Option	Weight	Frequency	Percent	Percent Responses	Means	
3.5-4.0	(4)	1	100.00%		4.00	
3.0-3.5	(3)	0	0.00%			
2.5-3.0	(2)	0	0.00%			
2.0-2.5	(1)	0	0.00%			
				0 25 50 75 100	Question	
Response Rate	Mean	STD				
1/3 (33.33%)	4.00	0.00				

9 - Were you a Community or Junior college transfer?						
Response Option	Weight	Frequency	Percent	Percent Responses	Means	
Yes	(1)	0	0.00%			
No	(2)	1	100.00%			
				0 25 50 75 100		
Response Rate	Mean	STD				
1/3 (33.33%)						

10 - Instruction in courses -						
Response Option	Weight	Frequency	Percent	Percent Responses	Means	
Excellent	(4)	1	100.00%		4.00	
Good	(3)	0	0.00%			
Fair	(2)	0	0.00%			
Poor	(1)	0	0.00%			
				0 25 50 75 100	Question	
Response Rate	Mean	STD				
1/3 (33.33%)	4.00	0.00				

William Carey University
 Graduate Follow-Up Survey 2020-Chemistry

11 - Accessibility of instructors-									
Response Option	Weight	Frequency	Percent	Percent Responses		Means			
Excellent	(4)	1	100.00%			4.00			
Good	(3)	0	0.00%						
Fair	(2)	0	0.00%						
Poor	(1)	0	0.00%						
				0	25	50	75	100	Question
Response Rate	Mean	STD							
1/3 (33.33%)	4.00	0.00							

12 - Quality of career counseling-									
Response Option	Weight	Frequency	Percent	Percent Responses		Means			
Excellent	(4)	1	100.00%			4.00			
Good	(3)	0	0.00%						
Fair	(2)	0	0.00%						
Poor	(1)	0	0.00%						
				0	25	50	75	100	Question
Response Rate	Mean	STD							
1/3 (33.33%)	4.00	0.00							

13 - Overall academic degree program -									
Response Option	Weight	Frequency	Percent	Percent Responses		Means			
Excellent	(4)	1	100.00%			4.00			
Good	(3)	0	0.00%						
Fair	(2)	0	0.00%						
Poor	(1)	0	0.00%						
				0	25	50	75	100	Question
Response Rate	Mean	STD							
1/3 (33.33%)	4.00	0.00							

William Carey University
Graduate Follow-Up Survey 2020-Christian Ministry

1 - I am presently an active member of a church								
Response Option	Weight	Frequency	Percent	Percent Responses		Means		
Yes	(1)	4	100.00%					
No	(2)	0	0.00%					
				0	25	50	75	100
Response Rate								
4/7 (57.14%)								

2 - Type of Employer:								
Response Option	Weight	Frequency	Percent	Percent Responses		Means		
Private	(5)	1	25.00%					
Military	(4)	0	0.00%					
Educational	(3)	1	25.00%					
Federal/State	(2)	0	0.00%					
Church	(1)	2	50.00%					
				0	25	50	75	100
Response Rate								
4/7 (57.14%)								

3 - Job preparation received at William Carey University:								
Response Option	Weight	Frequency	Percent	Percent Responses		Means		
Excellent	(4)	3	75.00%			3.75		
Good	(3)	1	25.00%					
Fair	(2)	0	0.00%					
Inadequate	(1)	0	0.00%					
				0	25	50	75	100
Response Rate	Mean	STD						
4/7 (57.14%)	3.75	0.50						

4 - Are you:								
Response Option	Weight	Frequency	Percent	Percent Responses		Means		
Presently enrolled in a graduate program	(1)	1	25.00%			2.50		
Plan to enroll in the near future	(2)	0	0.00%					
Plan to enroll in the next five years	(3)	3	75.00%					
Do not plan to ever enroll in a graduate program	(4)	0	0.00%					
Plan to pursue a military career	(5)	0	0.00%					
				0	25	50	75	100
Response Rate	Mean	STD						
4/7 (57.14%)	2.50	1.00						

5 - Employment Status:								
Response Option	Weight	Frequency	Percent	Percent Responses		Means		
Full-Time in a related field	(1)	2	50.00%			1.50		
Full-time in unrelated field	(2)	2	50.00%					
Part-time in a related field	(3)	0	0.00%					
Part-time in unrelated field	(4)	0	0.00%					
				0	25	50	75	100
Response Rate	Mean	STD						
4/7 (57.14%)	1.50	0.58						

William Carey University
Graduate Follow-Up Survey 2020-Christian Ministry

6 - Unemployed Status:								
Response Option	Weight	Frequency	Percent	Percent Responses		Means		
Unemployed and not seeking employment	(1)	0	0.00%					
Unemployed and seeking employment	(2)	0	0.00%					
Retired	(3)	0	0.00%					
Not Applicable	(0)	4	100.00%					
				0	25	50	75	100
Response Rate	Mean	STD						
4/7 (57.14%)	0.00	0.00						




7 - Do you recommend William Carey University to individuals seeking programs similar to the one you completed?								
Response Option	Weight	Frequency	Percent	Percent Responses		Means		
Yes	(1)	4	100.00%			1.00		
No	(2)	0	0.00%					
				0	25	50	75	100
Response Rate	Mean	STD						
4/7 (57.14%)	1.00	0.00						




8 - Approximate GPA?								
Response Option	Weight	Frequency	Percent	Percent Responses		Means		
3.5-4.0	(4)	3	75.00%			3.75		
3.0-3.5	(3)	1	25.00%					
2.5-3.0	(2)	0	0.00%					
2.0-2.5	(1)	0	0.00%					
				0	25	50	75	100
Response Rate	Mean	STD						
4/7 (57.14%)	3.75	0.50						



9 - Were you a Community or Junior college transfer?								
Response Option	Weight	Frequency	Percent	Percent Responses		Means		
Yes	(1)	3	75.00%					
No	(2)	1	25.00%					
				0	25	50	75	100
Response Rate	Mean	STD						
4/7 (57.14%)								

10 - Instruction in courses -								
Response Option	Weight	Frequency	Percent	Percent Responses		Means		
Excellent	(4)	3	75.00%			3.75		
Good	(3)	1	25.00%					
Fair	(2)	0	0.00%					
Poor	(1)	0	0.00%					
				0	25	50	75	100
Response Rate	Mean	STD						
4/7 (57.14%)	3.75	0.50						

William Carey University
Graduate Follow-Up Survey 2020-Christian Ministry

11 - Accessibility of instructors-						
Response Option	Weight	Frequency	Percent	Percent Responses	Means	
Excellent	(4)	3	75.00%			
Good	(3)	1	25.00%			
Fair	(2)	0	0.00%			
Poor	(1)	0	0.00%			
				0 25 50 75 100	Question	
Response Rate	Mean	STD				
4/7 (57.14%)	3.75	0.50				

12 - Quality of career counseling-						
Response Option	Weight	Frequency	Percent	Percent Responses	Means	
Excellent	(4)	1	25.00%			
Good	(3)	3	75.00%			
Fair	(2)	0	0.00%			
Poor	(1)	0	0.00%			
				0 25 50 75 100	Question	
Response Rate	Mean	STD				
4/7 (57.14%)	3.25	0.50				

13 - Overall academic degree program -						
Response Option	Weight	Frequency	Percent	Percent Responses	Means	
Excellent	(4)	4	100.00%			
Good	(3)	0	0.00%			
Fair	(2)	0	0.00%			
Poor	(1)	0	0.00%			
				0 25 50 75 100	Question	
Response Rate	Mean	STD				
4/7 (57.14%)	4.00	0.00				

William Carey University
Graduate Follow-Up Survey 2020-Church Music

1 - I am presently an active member of a church								
Response Option	Weight	Frequency	Percent	Percent Responses		Means		
Yes	(1)	2	100.00%					
No	(2)	0	0.00%					
				0	25	50	75	100
Response Rate								
2/3 (66.67%)								

2 - Type of Employer:								
Response Option	Weight	Frequency	Percent	Percent Responses		Means		
Private	(5)	0	0.00%					
Military	(4)	0	0.00%					
Educational	(3)	0	0.00%					
Federal/State	(2)	0	0.00%					
Church	(1)	2	100.00%					
				0	25	50	75	100
Response Rate								
2/3 (66.67%)								

3 - Job preparation received at William Carey University:								
Response Option	Weight	Frequency	Percent	Percent Responses		Means		
Excellent	(4)	2	100.00%			4.00		
Good	(3)	0	0.00%					
Fair	(2)	0	0.00%					
Inadequate	(1)	0	0.00%					
				0	25	50	75	100
Response Rate	Mean	STD						
2/3 (66.67%)	4.00	0.00	Question					

4 - Are you:								
Response Option	Weight	Frequency	Percent	Percent Responses		Means		
Presently enrolled in a graduate program	(1)	1	50.00%			2.00		
Plan to enroll in the near future	(2)	0	0.00%					
Plan to enroll in the next five years	(3)	1	50.00%					
Do not plan to ever enroll in a graduate program	(4)	0	0.00%					
Plan to pursue a military career	(5)	0	0.00%					
				0	25	50	75	100
Response Rate	Mean	STD						
2/3 (66.67%)	2.00	1.41	Question					

5 - Employment Status:								
Response Option	Weight	Frequency	Percent	Percent Responses		Means		
Full-Time in a related field	(1)	2	100.00%			1.00		
Full-time in unrelated field	(2)	0	0.00%					
Part-time in a related field	(3)	0	0.00%					
Part-time in unrelated field	(4)	0	0.00%					
				0	25	50	75	100
Response Rate	Mean	STD						
2/3 (66.67%)	1.00	0.00	Question					

William Carey University
Graduate Follow-Up Survey 2020-Church Music

6 - Unemployed Status:						
Response Option	Weight	Frequency	Percent	Percent Responses	Means	
Unemployed and not seeking employment	(1)	0	0.00%			
Unemployed and seeking employment	(2)	0	0.00%			
Retired	(3)	0	0.00%			
Not Applicable	(0)	1	100.00%			
				0 25 50 75 100		
Response Rate	Mean	STD				
1/3 (33.33%)	0.00	0.00				

7 - Do you recommend William Carey University to individuals seeking programs similar to the one you completed?						
Response Option	Weight	Frequency	Percent	Percent Responses	Means	
Yes	(1)	2	100.00%		1.00	
No	(2)	0	0.00%			
				0 25 50 75 100	Question	
Response Rate	Mean	STD				
2/3 (66.67%)	1.00	0.00				

8 - Approximate GPA?						
Response Option	Weight	Frequency	Percent	Percent Responses	Means	
3.5-4.0	(4)	1	50.00%		3.50	
3.0-3.5	(3)	1	50.00%			
2.5-3.0	(2)	0	0.00%			
2.0-2.5	(1)	0	0.00%			
				0 25 50 75 100	Question	
Response Rate	Mean	STD				
2/3 (66.67%)	3.50	0.71				

9 - Were you a Community or Junior college transfer?						
Response Option	Weight	Frequency	Percent	Percent Responses	Means	
Yes	(1)	1	50.00%			
No	(2)	1	50.00%			
				0 25 50 75 100		
Response Rate	Mean	STD				
2/3 (66.67%)						

10 - Instruction in courses -						
Response Option	Weight	Frequency	Percent	Percent Responses	Means	
Excellent	(4)	2	100.00%		4.00	
Good	(3)	0	0.00%			
Fair	(2)	0	0.00%			
Poor	(1)	0	0.00%			
				0 25 50 75 100	Question	
Response Rate	Mean	STD				
2/3 (66.67%)	4.00	0.00				

William Carey University
Graduate Follow-Up Survey 2020-Church Music

11 - Accessibility of instructors-									
Response Option	Weight	Frequency	Percent	Percent Responses		Means			
Excellent	(4)	2	100.00%			4.00			
Good	(3)	0	0.00%						
Fair	(2)	0	0.00%						
Poor	(1)	0	0.00%						
				0	25	50	75	100	Question
Response Rate	Mean	STD							
2/3 (66.67%)	4.00	0.00							

12 - Quality of career counseling-									
Response Option	Weight	Frequency	Percent	Percent Responses		Means			
Excellent	(4)	2	100.00%			4.00			
Good	(3)	0	0.00%						
Fair	(2)	0	0.00%						
Poor	(1)	0	0.00%						
				0	25	50	75	100	Question
Response Rate	Mean	STD							
2/3 (66.67%)	4.00	0.00							

13 - Overall academic degree program -									
Response Option	Weight	Frequency	Percent	Percent Responses		Means			
Excellent	(4)	2	100.00%			4.00			
Good	(3)	0	0.00%						
Fair	(2)	0	0.00%						
Poor	(1)	0	0.00%						
				0	25	50	75	100	Question
Response Rate	Mean	STD							
2/3 (66.67%)	4.00	0.00							

William Carey University
Graduate Follow-Up Survey 2020-Criminal Justice

1 - I am presently an active member of a church								
Response Option	Weight	Frequency	Percent	Percent Responses		Means		
Yes	(1)	3	60.00%					
No	(2)	2	40.00%					
				0	25	50	75	100
Response Rate								
5/20 (25%)								

2 - Type of Employer:								
Response Option	Weight	Frequency	Percent	Percent Responses		Means		
Private	(5)	2	40.00%					
Military	(4)	0	0.00%					
Educational	(3)	0	0.00%					
Federal/State	(2)	3	60.00%					
Church	(1)	0	0.00%					
				0	25	50	75	100
Response Rate								
5/20 (25%)								

3 - Job preparation received at William Carey University:								
Response Option	Weight	Frequency	Percent	Percent Responses		Means		
Excellent	(4)	1	20.00%			2.80		
Good	(3)	3	60.00%					
Fair	(2)	0	0.00%					
Inadequate	(1)	1	20.00%					
				0	25	50	75	100
Response Rate	Mean	STD					Question	
5/20 (25%)	2.80	1.10						

4 - Are you:								
Response Option	Weight	Frequency	Percent	Percent Responses		Means		
Presently enrolled in a graduate program	(1)	0	0.00%			2.60		
Plan to enroll in the near future	(2)	3	60.00%					
Plan to enroll in the next five years	(3)	1	20.00%					
Do not plan to ever enroll in a graduate program	(4)	1	20.00%					
Plan to pursue a military career	(5)	0	0.00%					
				0	25	50	75	100
Response Rate	Mean	STD					Question	
5/20 (25%)	2.60	0.89						

5 - Employment Status:								
Response Option	Weight	Frequency	Percent	Percent Responses		Means		
Full-Time in a related field	(1)	2	40.00%			2.00		
Full-time in unrelated field	(2)	2	40.00%					
Part-time in a related field	(3)	0	0.00%					
Part-time in unrelated field	(4)	1	20.00%					
				0	25	50	75	100
Response Rate	Mean	STD					Question	
5/20 (25%)	2.00	1.22						

William Carey University
Graduate Follow-Up Survey 2020-Criminal Justice

6 - Unemployed Status:						
Response Option	Weight	Frequency	Percent	Percent Responses	Means	
Unemployed and not seeking employment	(1)	0	0.00%			
Unemployed and seeking employment	(2)	0	0.00%			
Retired	(3)	0	0.00%			
Not Applicable	(0)	4	100.00%			
				0 25 50 75 100		
Response Rate	Mean	STD				
4/20 (20%)	0.00	0.00				

7 - Do you recommend William Carey University to individuals seeking programs similar to the one you completed?						
Response Option	Weight	Frequency	Percent	Percent Responses	Means	
Yes	(1)	5	100.00%			
No	(2)	0	0.00%			
				0 25 50 75 100	Question	
Response Rate	Mean	STD				
5/20 (25%)	1.00	0.00				

8 - Approximate GPA?						
Response Option	Weight	Frequency	Percent	Percent Responses	Means	
3.5-4.0	(4)	0	0.00%			
3.0-3.5	(3)	2	40.00%			
2.5-3.0	(2)	2	40.00%			
2.0-2.5	(1)	1	20.00%			
				0 25 50 75 100	Question	
Response Rate	Mean	STD				
5/20 (25%)	2.20	0.84				

9 - Were you a Community or Junior college transfer?						
Response Option	Weight	Frequency	Percent	Percent Responses	Means	
Yes	(1)	4	80.00%			
No	(2)	1	20.00%			
				0 25 50 75 100		
Response Rate	Mean	STD				
5/20 (25%)						

10 - Instruction in courses -						
Response Option	Weight	Frequency	Percent	Percent Responses	Means	
Excellent	(4)	3	60.00%			
Good	(3)	2	40.00%			
Fair	(2)	0	0.00%			
Poor	(1)	0	0.00%			
				0 25 50 75 100	Question	
Response Rate	Mean	STD				
5/20 (25%)	3.60	0.55				

William Carey University
 Graduate Follow-Up Survey 2020-Criminal Justice

11 - Accessibility of instructors-						
Response Option	Weight	Frequency	Percent	Percent Responses	Means	
Excellent	(4)	3	60.00%		3.60	
Good	(3)	2	40.00%			
Fair	(2)	0	0.00%			
Poor	(1)	0	0.00%			
				0 25 50 75 100	Question	
Response Rate	Mean	STD				
5/20 (25%)	3.60	0.55				

12 - Quality of career counseling-						
Response Option	Weight	Frequency	Percent	Percent Responses	Means	
Excellent	(4)	1	20.00%		2.60	
Good	(3)	2	40.00%			
Fair	(2)	1	20.00%			
Poor	(1)	1	20.00%			
				0 25 50 75 100	Question	
Response Rate	Mean	STD				
5/20 (25%)	2.60	1.14				

13 - Overall academic degree program -						
Response Option	Weight	Frequency	Percent	Percent Responses	Means	
Excellent	(4)	2	40.00%		3.20	
Good	(3)	2	40.00%			
Fair	(2)	1	20.00%			
Poor	(1)	0	0.00%			
				0 25 50 75 100	Question	
Response Rate	Mean	STD				
5/20 (25%)	3.20	0.84				

William Carey University
Graduate Follow-Up Survey 2020-Elementary Education

1 - I am presently an active member of a church								
Response Option	Weight	Frequency	Percent	Percent Responses		Means		
Yes	(1)	6	75.00%					
No	(2)	2	25.00%					
				0	25	50	75	100
Response Rate								
8/51 (15.69%)								

2 - Type of Employer:								
Response Option	Weight	Frequency	Percent	Percent Responses		Means		
Private	(5)	0	0.00%					
Military	(4)	0	0.00%					
Educational	(3)	7	87.50%					
Federal/State	(2)	1	12.50%					
Church	(1)	0	0.00%					
				0	25	50	75	100
Response Rate								
8/51 (15.69%)								

3 - Job preparation received at William Carey University:								
Response Option	Weight	Frequency	Percent	Percent Responses		Means		
Excellent	(4)	8	100.00%			4.00		
Good	(3)	0	0.00%					
Fair	(2)	0	0.00%					
Inadequate	(1)	0	0.00%					
				0	25	50	75	100
Response Rate	Mean	STD						
8/51 (15.69%)	4.00	0.00						

4 - Are you:								
Response Option	Weight	Frequency	Percent	Percent Responses		Means		
Presently enrolled in a graduate program	(1)	3	37.50%			2.00		
Plan to enroll in the near future	(2)	2	25.00%					
Plan to enroll in the next five years	(3)	3	37.50%					
Do not plan to ever enroll in a graduate program	(4)	0	0.00%					
Plan to pursue a military career	(5)	0	0.00%					
				0	25	50	75	100
Response Rate	Mean	STD						
8/51 (15.69%)	2.00	0.93						

5 - Employment Status:								
Response Option	Weight	Frequency	Percent	Percent Responses		Means		
Full-Time in a related field	(1)	8	100.00%			1.00		
Full-time in unrelated field	(2)	0	0.00%					
Part-time in a related field	(3)	0	0.00%					
Part-time in unrelated field	(4)	0	0.00%					
				0	25	50	75	100
Response Rate	Mean	STD						
8/51 (15.69%)	1.00	0.00						

William Carey University
Graduate Follow-Up Survey 2020-Elementary Education

6 - Unemployed Status:						
Response Option	Weight	Frequency	Percent	Percent Responses	Means	
Unemployed and not seeking employment	(1)	0	0.00%			
Unemployed and seeking employment	(2)	0	0.00%			
Retired	(3)	0	0.00%			
Not Applicable	(0)	7	100.00%			
				0 25 50 75 100		
Response Rate	Mean	STD				
7/51 (13.73%)	0.00	0.00				

7 - Do you recommend William Carey University to individuals seeking programs similar to the one you completed?						
Response Option	Weight	Frequency	Percent	Percent Responses	Means	
Yes	(1)	8	100.00%		1.00	
No	(2)	0	0.00%			
				0 25 50 75 100	Question	
Response Rate	Mean	STD				
8/51 (15.69%)	1.00	0.00				

8 - Approximate GPA?						
Response Option	Weight	Frequency	Percent	Percent Responses	Means	
3.5-4.0	(4)	7	87.50%		3.88	
3.0-3.5	(3)	1	12.50%			
2.5-3.0	(2)	0	0.00%			
2.0-2.5	(1)	0	0.00%			
				0 25 50 75 100	Question	
Response Rate	Mean	STD				
8/51 (15.69%)	3.88	0.35				

9 - Were you a Community or Junior college transfer?						
Response Option	Weight	Frequency	Percent	Percent Responses	Means	
Yes	(1)	7	87.50%			
No	(2)	1	12.50%			
				0 25 50 75 100		
Response Rate	Mean	STD				
8/51 (15.69%)						

10 - Instruction in courses -						
Response Option	Weight	Frequency	Percent	Percent Responses	Means	
Excellent	(4)	8	100.00%		4.00	
Good	(3)	0	0.00%			
Fair	(2)	0	0.00%			
Poor	(1)	0	0.00%			
				0 25 50 75 100	Question	
Response Rate	Mean	STD				
8/51 (15.69%)	4.00	0.00				

William Carey University
Graduate Follow-Up Survey 2020-Elementary Education

11 - Accessibility of instructors-						
Response Option	Weight	Frequency	Percent	Percent Responses	Means	
Excellent	(4)	7	87.50%		3.75	
Good	(3)	0	0.00%			
Fair	(2)	1	12.50%			
Poor	(1)	0	0.00%			
				0 25 50 75 100	Question	
Response Rate	Mean	STD				
8/51 (15.69%)	3.75	0.71				

12 - Quality of career counseling-						
Response Option	Weight	Frequency	Percent	Percent Responses	Means	
Excellent	(4)	7	87.50%		3.88	
Good	(3)	1	12.50%			
Fair	(2)	0	0.00%			
Poor	(1)	0	0.00%			
				0 25 50 75 100	Question	
Response Rate	Mean	STD				
8/51 (15.69%)	3.88	0.35				

13 - Overall academic degree program -						
Response Option	Weight	Frequency	Percent	Percent Responses	Means	
Excellent	(4)	7	100.00%		4.00	
Good	(3)	0	0.00%			
Fair	(2)	0	0.00%			
Poor	(1)	0	0.00%			
				0 25 50 75 100	Question	
Response Rate	Mean	STD				
7/51 (13.73%)	4.00	0.00				

William Carey University
Graduate Follow-Up Survey 2020-English

1 - I am presently an active member of a church								
Response Option	Weight	Frequency	Percent	Percent Responses		Means		
Yes	(1)	1	20.00%					
No	(2)	4	80.00%					
				0	25	50	75	100
Response Rate								
5/22 (22.73%)								

2 - Type of Employer:								
Response Option	Weight	Frequency	Percent	Percent Responses		Means		
Private	(5)	2	40.00%					
Military	(4)	0	0.00%					
Educational	(3)	3	60.00%					
Federal/State	(2)	0	0.00%					
Church	(1)	0	0.00%					
				0	25	50	75	100
Response Rate								
5/22 (22.73%)								

3 - Job preparation received at William Carey University:								
Response Option	Weight	Frequency	Percent	Percent Responses		Means		
Excellent	(4)	3	60.00%			3.20		
Good	(3)	1	20.00%					
Fair	(2)	0	0.00%					
Inadequate	(1)	1	20.00%					
				0	25	50	75	100
Response Rate	Mean	STD					Question	
5/22 (22.73%)	3.20	1.30						

4 - Are you:								
Response Option	Weight	Frequency	Percent	Percent Responses		Means		
Presently enrolled in a graduate program	(1)	2	40.00%			2.60		
Plan to enroll in the near future	(2)	0	0.00%					
Plan to enroll in the next five years	(3)	1	20.00%					
Do not plan to ever enroll in a graduate program	(4)	2	40.00%					
Plan to pursue a military career	(5)	0	0.00%					
				0	25	50	75	100
Response Rate	Mean	STD					Question	
5/22 (22.73%)	2.60	1.52						

5 - Employment Status:								
Response Option	Weight	Frequency	Percent	Percent Responses		Means		
Full-Time in a related field	(1)	3	75.00%			1.25		
Full-time in unrelated field	(2)	1	25.00%					
Part-time in a related field	(3)	0	0.00%					
Part-time in unrelated field	(4)	0	0.00%					
				0	25	50	75	100
Response Rate	Mean	STD					Question	
4/22 (18.18%)	1.25	0.50						

William Carey University
Graduate Follow-Up Survey 2020-English

6 - Unemployed Status:						
Response Option	Weight	Frequency	Percent	Percent Responses	Means	
Unemployed and not seeking employment	(1)	0	0.00%		3.00	
Unemployed and seeking employment	(2)	0	0.00%			
Retired	(3)	1	20.00%			
Not Applicable	(0)	4	80.00%			
				0 25 50 75 100	Question	
Response Rate	Mean	STD				
5/22 (22.73%)	3.00	0.00				




7 - Do you recommend William Carey University to individuals seeking programs similar to the one you completed?						
Response Option	Weight	Frequency	Percent	Percent Responses	Means	
Yes	(1)	4	80.00%		1.20	
No	(2)	1	20.00%			
				0 25 50 75 100	Question	
Response Rate	Mean	STD				
5/22 (22.73%)	1.20	0.45				





8 - Approximate GPA?						
Response Option	Weight	Frequency	Percent	Percent Responses	Means	
3.5-4.0	(4)	4	80.00%		3.60	
3.0-3.5	(3)	0	0.00%			
2.5-3.0	(2)	1	20.00%			
2.0-2.5	(1)	0	0.00%			
				0 25 50 75 100	Question	
Response Rate	Mean	STD				
5/22 (22.73%)	3.60	0.89				





9 - Were you a Community or Junior college transfer?						
Response Option	Weight	Frequency	Percent	Percent Responses	Means	
Yes	(1)	2	40.00%			
No	(2)	3	60.00%			
				0 25 50 75 100	Question	
Response Rate	Mean	STD				
5/22 (22.73%)						

10 - Instruction in courses -						
Response Option	Weight	Frequency	Percent	Percent Responses	Means	
Excellent	(4)	2	40.00%		3.00	
Good	(3)	2	40.00%			
Fair	(2)	0	0.00%			
Poor	(1)	1	20.00%			
				0 25 50 75 100	Question	
Response Rate	Mean	STD				
5/22 (22.73%)	3.00	1.22				

William Carey University
 Graduate Follow-Up Survey 2020-English

11 - Accessibility of instructors-						
Response Option	Weight	Frequency	Percent	Percent Responses	Means	
Excellent	(4)	3	60.00%			
Good	(3)	2	40.00%			
Fair	(2)	0	0.00%			
Poor	(1)	0	0.00%			
				0 25 50 75 100	Question	
Response Rate	Mean	STD				
5/22 (22.73%)	3.60	0.55				

12 - Quality of career counseling-						
Response Option	Weight	Frequency	Percent	Percent Responses	Means	
Excellent	(4)	3	60.00%			
Good	(3)	1	20.00%			
Fair	(2)	1	20.00%			
Poor	(1)	0	0.00%			
				0 25 50 75 100	Question	
Response Rate	Mean	STD				
5/22 (22.73%)	3.40	0.89				

13 - Overall academic degree program -						
Response Option	Weight	Frequency	Percent	Percent Responses	Means	
Excellent	(4)	1	20.00%			
Good	(3)	3	60.00%			
Fair	(2)	0	0.00%			
Poor	(1)	1	20.00%			
				0 25 50 75 100	Question	
Response Rate	Mean	STD				
5/22 (22.73%)	2.80	1.10				

William Carey University
Graduate Follow-Up Survey 2020-Health Administration and Education

1 - I am presently an active member of a church								
Response Option	Weight	Frequency	Percent	Percent Responses		Means		
Yes	(1)	5	100.00%					
No	(2)	0	0.00%					
				0	25	50	75	100
Response Rate								
5/29 (17.24%)								

2 - Type of Employer:								
Response Option	Weight	Frequency	Percent	Percent Responses		Means		
Private	(5)	2	40.00%					
Military	(4)	0	0.00%					
Educational	(3)	1	20.00%					
Federal/State	(2)	2	40.00%					
Church	(1)	0	0.00%					
				0	25	50	75	100
Response Rate								
5/29 (17.24%)								

3 - Job preparation received at William Carey University:									
Response Option	Weight	Frequency	Percent	Percent Responses		Means			
Excellent	(4)	1	20.00%			2.80 			
Good	(3)	3	60.00%						
Fair	(2)	0	0.00%						
Inadequate	(1)	1	20.00%						
				0	25	50	75	100	Question
Response Rate	Mean	STD							
5/29 (17.24%)	2.80	1.10							

4 - Are you:									
Response Option	Weight	Frequency	Percent	Percent Responses		Means			
Presently enrolled in a graduate program	(1)	3	60.00%			1.60 			
Plan to enroll in the near future	(2)	1	20.00%						
Plan to enroll in the next five years	(3)	1	20.00%						
Do not plan to ever enroll in a graduate program	(4)	0	0.00%						
Plan to pursue a military career	(5)	0	0.00%						
				0	25	50	75	100	Question
Response Rate	Mean	STD							
5/29 (17.24%)	1.60	0.89							

5 - Employment Status:									
Response Option	Weight	Frequency	Percent	Percent Responses		Means			
Full-Time in a related field	(1)	4	80.00%			1.20 			
Full-time in unrelated field	(2)	1	20.00%						
Part-time in a related field	(3)	0	0.00%						
Part-time in unrelated field	(4)	0	0.00%						
				0	25	50	75	100	Question
Response Rate	Mean	STD							
5/29 (17.24%)	1.20	0.45							

William Carey University
Graduate Follow-Up Survey 2020-Health Administration and Education

6 - Unemployed Status:						
Response Option	Weight	Frequency	Percent	Percent Responses	Means	
Unemployed and not seeking employment	(1)	0	0.00%			
Unemployed and seeking employment	(2)	0	0.00%			
Retired	(3)	0	0.00%			
Not Applicable	(0)	5	100.00%			
				0 25 50 75 100		
Response Rate	Mean	STD				
5/29 (17.24%)	0.00	0.00				





7 - Do you recommend William Carey University to individuals seeking programs similar to the one you completed?						
Response Option	Weight	Frequency	Percent	Percent Responses	Means	
Yes	(1)	5	100.00%			
No	(2)	0	0.00%			
				0 25 50 75 100	Question	
Response Rate	Mean	STD				
5/29 (17.24%)	1.00	0.00				




8 - Approximate GPA?						
Response Option	Weight	Frequency	Percent	Percent Responses	Means	
3.5-4.0	(4)	0	0.00%			
3.0-3.5	(3)	3	75.00%			
2.5-3.0	(2)	1	25.00%			
2.0-2.5	(1)	0	0.00%			
				0 25 50 75 100	Question	
Response Rate	Mean	STD				
4/29 (13.79%)	2.75	0.50				





9 - Were you a Community or Junior college transfer?						
Response Option	Weight	Frequency	Percent	Percent Responses	Means	
Yes	(1)	5	100.00%			
No	(2)	0	0.00%			
				0 25 50 75 100		
Response Rate	Mean	STD				
5/29 (17.24%)						

10 - Instruction in courses -						
Response Option	Weight	Frequency	Percent	Percent Responses	Means	
Excellent	(4)	2	40.00%			
Good	(3)	1	20.00%			
Fair	(2)	2	40.00%			
Poor	(1)	0	0.00%			
				0 25 50 75 100	Question	
Response Rate	Mean	STD				
5/29 (17.24%)	3.00	1.00				

William Carey University
Graduate Follow-Up Survey 2020-Health Administration and Education

11 - Accessibility of instructors-						
Response Option	Weight	Frequency	Percent	Percent Responses	Means	
Excellent	(4)	1	20.00%		 2.80	
Good	(3)	2	40.00%			
Fair	(2)	2	40.00%			
Poor	(1)	0	0.00%			
				0 25 50 75 100	Question	
Response Rate	Mean	STD				
5/29 (17.24%)	2.80	0.84				

12 - Quality of career counseling-						
Response Option	Weight	Frequency	Percent	Percent Responses	Means	
Excellent	(4)	1	20.00%		 2.40	
Good	(3)	0	0.00%			
Fair	(2)	4	80.00%			
Poor	(1)	0	0.00%			
				0 25 50 75 100	Question	
Response Rate	Mean	STD				
5/29 (17.24%)	2.40	0.89				

13 - Overall academic degree program -						
Response Option	Weight	Frequency	Percent	Percent Responses	Means	
Excellent	(4)	1	20.00%		 2.60	
Good	(3)	1	20.00%			
Fair	(2)	3	60.00%			
Poor	(1)	0	0.00%			
				0 25 50 75 100	Question	
Response Rate	Mean	STD				
5/29 (17.24%)	2.60	0.89				

William Carey University
Graduate Follow-Up Survey 2020-Health Information Management

1 - I am presently an active member of a church								
Response Option	Weight	Frequency	Percent	Percent Responses		Means		
Yes	(1)	1	100.00%					
No	(2)	0	0.00%					
				0	25	50	75	100
Response Rate								
1/8 (12.5%)								

2 - Type of Employer:								
Response Option	Weight	Frequency	Percent	Percent Responses		Means		
Private	(5)	1	100.00%					
Military	(4)	0	0.00%					
Educational	(3)	0	0.00%					
Federal/State	(2)	0	0.00%					
Church	(1)	0	0.00%					
				0	25	50	75	100
Response Rate								
1/8 (12.5%)								

3 - Job preparation received at William Carey University:								
Response Option	Weight	Frequency	Percent	Percent Responses		Means		
Excellent	(4)	1	100.00%			4.00		
Good	(3)	0	0.00%					
Fair	(2)	0	0.00%					
Inadequate	(1)	0	0.00%					
				0	25	50	75	100
Response Rate	Mean	STD						
1/8 (12.5%)	4.00	0.00	Question					

4 - Are you:								
Response Option	Weight	Frequency	Percent	Percent Responses		Means		
Presently enrolled in a graduate program	(1)	0	0.00%					
Plan to enroll in the near future	(2)	1	100.00%					
Plan to enroll in the next five years	(3)	0	0.00%					
Do not plan to ever enroll in a graduate program	(4)	0	0.00%			2.00		
Plan to pursue a military career	(5)	0	0.00%					
				0	25	50	75	100
Response Rate	Mean	STD						
1/8 (12.5%)	2.00	0.00	Question					

5 - Employment Status:								
Response Option	Weight	Frequency	Percent	Percent Responses		Means		
Full-Time in a related field	(1)	1	100.00%					
Full-time in unrelated field	(2)	0	0.00%					
Part-time in a related field	(3)	0	0.00%					
Part-time in unrelated field	(4)	0	0.00%			1.00		
				0	25	50	75	100
Response Rate	Mean	STD						
1/8 (12.5%)	1.00	0.00	Question					

William Carey University
Graduate Follow-Up Survey 2020-Health Information Management

6 - Unemployed Status:								
Response Option	Weight	Frequency	Percent	Percent Responses		Means		
Unemployed and not seeking employment	(1)	0	0.00%					
Unemployed and seeking employment	(2)	0	0.00%					
Retired	(3)	0	0.00%					
Not Applicable	(0)	1	100.00%					
				0	25	50	75	100
Response Rate	Mean	STD						
1/8 (12.5%)	0.00	0.00						

7 - Do you recommend William Carey University to individuals seeking programs similar to the one you completed?								
Response Option	Weight	Frequency	Percent	Percent Responses		Means		
Yes	(1)	1	100.00%			1.00		
No	(2)	0	0.00%					
				0	25	50	75	100
Response Rate	Mean	STD						
1/8 (12.5%)	1.00	0.00						

8 - Approximate GPA?								
Response Option	Weight	Frequency	Percent	Percent Responses		Means		
3.5-4.0	(4)	0	0.00%			3.00		
3.0-3.5	(3)	1	100.00%					
2.5-3.0	(2)	0	0.00%					
2.0-2.5	(1)	0	0.00%					
				0	25	50	75	100
Response Rate	Mean	STD						
1/8 (12.5%)	3.00	0.00						

9 - Were you a Community or Junior college transfer?								
Response Option	Weight	Frequency	Percent	Percent Responses		Means		
Yes	(1)	0	0.00%					
No	(2)	1	100.00%					
				0	25	50	75	100
Response Rate	Mean	STD						
1/8 (12.5%)								

10 - Instruction in courses -								
Response Option	Weight	Frequency	Percent	Percent Responses		Means		
Excellent	(4)	1	100.00%			4.00		
Good	(3)	0	0.00%					
Fair	(2)	0	0.00%					
Poor	(1)	0	0.00%					
				0	25	50	75	100
Response Rate	Mean	STD						
1/8 (12.5%)	4.00	0.00						

William Carey University
Graduate Follow-Up Survey 2020-Health Information Management

11 - Accessibility of instructors-									
Response Option	Weight	Frequency	Percent	Percent Responses		Means			
Excellent	(4)	1	100.00%			4.00			
Good	(3)	0	0.00%						
Fair	(2)	0	0.00%						
Poor	(1)	0	0.00%						
				0	25	50	75	100	Question
Response Rate	Mean	STD							
1/8 (12.5%)	4.00	0.00							

12 - Quality of career counseling-									
Response Option	Weight	Frequency	Percent	Percent Responses		Means			
Excellent	(4)	1	100.00%			4.00			
Good	(3)	0	0.00%						
Fair	(2)	0	0.00%						
Poor	(1)	0	0.00%						
				0	25	50	75	100	Question
Response Rate	Mean	STD							
1/8 (12.5%)	4.00	0.00							

13 - Overall academic degree program -									
Response Option	Weight	Frequency	Percent	Percent Responses		Means			
Excellent	(4)	1	100.00%			4.00			
Good	(3)	0	0.00%						
Fair	(2)	0	0.00%						
Poor	(1)	0	0.00%						
				0	25	50	75	100	Question
Response Rate	Mean	STD							
1/8 (12.5%)	4.00	0.00							

William Carey University
Graduate Follow-Up Survey 2020-Health, PE and Recreation

1 - I am presently an active member of a church								
Response Option	Weight	Frequency	Percent	Percent Responses		Means		
Yes	(1)	3	100.00%					
No	(2)	0	0.00%					
				0	25	50	75	100
Response Rate								
3/46 (6.52%)								

2 - Type of Employer:								
Response Option	Weight	Frequency	Percent	Percent Responses		Means		
Private	(5)	0	0.00%					
Military	(4)	0	0.00%					
Educational	(3)	2	66.67%					
Federal/State	(2)	1	33.33%					
Church	(1)	0	0.00%					
				0	25	50	75	100
Response Rate								
3/46 (6.52%)								

3 - Job preparation received at William Carey University:								
Response Option	Weight	Frequency	Percent	Percent Responses		Means		
Excellent	(4)	3	100.00%			4.00		
Good	(3)	0	0.00%					
Fair	(2)	0	0.00%					
Inadequate	(1)	0	0.00%					
				0	25	50	75	100
Response Rate	Mean	STD						
3/46 (6.52%)	4.00	0.00						

4 - Are you:								
Response Option	Weight	Frequency	Percent	Percent Responses		Means		
Presently enrolled in a graduate program	(1)	2	66.67%			1.33		
Plan to enroll in the near future	(2)	1	33.33%					
Plan to enroll in the next five years	(3)	0	0.00%					
Do not plan to ever enroll in a graduate program	(4)	0	0.00%					
Plan to pursue a military career	(5)	0	0.00%					
				0	25	50	75	100
Response Rate	Mean	STD						
3/46 (6.52%)	1.33	0.58						

5 - Employment Status:								
Response Option	Weight	Frequency	Percent	Percent Responses		Means		
Full-Time in a related field	(1)	2	66.67%			1.33		
Full-time in unrelated field	(2)	1	33.33%					
Part-time in a related field	(3)	0	0.00%					
Part-time in unrelated field	(4)	0	0.00%					
				0	25	50	75	100
Response Rate	Mean	STD						
3/46 (6.52%)	1.33	0.58						

William Carey University
Graduate Follow-Up Survey 2020-Health, PE and Recreation

6 - Unemployed Status:						
Response Option	Weight	Frequency	Percent	Percent Responses	Means	
Unemployed and not seeking employment	(1)	0	0.00%		2.00	
Unemployed and seeking employment	(2)	1	33.33%			
Retired	(3)	0	0.00%			
Not Applicable	(0)	2	66.67%			
				0 25 50 75 100	Question	
Response Rate	Mean	STD				
3/46 (6.52%)	2.00	0.00				

7 - Do you recommend William Carey University to individuals seeking programs similar to the one you completed?						
Response Option	Weight	Frequency	Percent	Percent Responses	Means	
Yes	(1)	3	100.00%		1.00	
No	(2)	0	0.00%			
				0 25 50 75 100	Question	
Response Rate	Mean	STD				
3/46 (6.52%)	1.00	0.00				

8 - Approximate GPA?						
Response Option	Weight	Frequency	Percent	Percent Responses	Means	
3.5-4.0	(4)	1	33.33%		3.33	
3.0-3.5	(3)	2	66.67%			
2.5-3.0	(2)	0	0.00%			
2.0-2.5	(1)	0	0.00%			
				0 25 50 75 100	Question	
Response Rate	Mean	STD				
3/46 (6.52%)	3.33	0.58				

9 - Were you a Community or Junior college transfer?						
Response Option	Weight	Frequency	Percent	Percent Responses	Means	
Yes	(1)	3	100.00%			
No	(2)	0	0.00%			
				0 25 50 75 100	Question	
Response Rate	Mean	STD				
3/46 (6.52%)						

10 - Instruction in courses -						
Response Option	Weight	Frequency	Percent	Percent Responses	Means	
Excellent	(4)	3	100.00%		4.00	
Good	(3)	0	0.00%			
Fair	(2)	0	0.00%			
Poor	(1)	0	0.00%			
				0 25 50 75 100	Question	
Response Rate	Mean	STD				
3/46 (6.52%)	4.00	0.00				

William Carey University
Graduate Follow-Up Survey 2020-Health, PE and Recreation

11 - Accessibility of instructors-									
Response Option	Weight	Frequency	Percent	Percent Responses		Means			
Excellent	(4)	3	100.00%			4.00			
Good	(3)	0	0.00%						
Fair	(2)	0	0.00%						
Poor	(1)	0	0.00%						
				0	25	50	75	100	Question
Response Rate	Mean	STD							
3/46 (6.52%)	4.00	0.00							

12 - Quality of career counseling-									
Response Option	Weight	Frequency	Percent	Percent Responses		Means			
Excellent	(4)	3	100.00%			4.00			
Good	(3)	0	0.00%						
Fair	(2)	0	0.00%						
Poor	(1)	0	0.00%						
				0	25	50	75	100	Question
Response Rate	Mean	STD							
3/46 (6.52%)	4.00	0.00							

13 - Overall academic degree program -									
Response Option	Weight	Frequency	Percent	Percent Responses		Means			
Excellent	(4)	3	100.00%			4.00			
Good	(3)	0	0.00%						
Fair	(2)	0	0.00%						
Poor	(1)	0	0.00%						
				0	25	50	75	100	Question
Response Rate	Mean	STD							
3/46 (6.52%)	4.00	0.00							

William Carey University
Graduate Follow-Up Survey 2020-History

1 - I am presently an active member of a church								
Response Option	Weight	Frequency	Percent	Percent Responses		Means		
Yes	(1)	1	100.00%					
No	(2)	0	0.00%					
				0	25	50	75	100
Response Rate								
1/5 (20%)								

2 - Type of Employer:								
Response Option	Weight	Frequency	Percent	Percent Responses		Means		
Private	(5)	0	0.00%					
Military	(4)	0	0.00%					
Educational	(3)	1	100.00%					
Federal/State	(2)	0	0.00%					
Church	(1)	0	0.00%					
				0	25	50	75	100
Response Rate								
1/5 (20%)								

3 - Job preparation received at William Carey University:								
Response Option	Weight	Frequency	Percent	Percent Responses		Means		
Excellent	(4)	1	100.00%			4.00		
Good	(3)	0	0.00%					
Fair	(2)	0	0.00%					
Inadequate	(1)	0	0.00%					
				0	25	50	75	100
Response Rate	Mean	STD						
1/5 (20%)	4.00	0.00						

4 - Are you:								
Response Option	Weight	Frequency	Percent	Percent Responses		Means		
Presently enrolled in a graduate program	(1)	0	0.00%			3.00		
Plan to enroll in the near future	(2)	0	0.00%					
Plan to enroll in the next five years	(3)	1	100.00%					
Do not plan to ever enroll in a graduate program	(4)	0	0.00%					
Plan to pursue a military career	(5)	0	0.00%					
				0	25	50	75	100
Response Rate	Mean	STD						
1/5 (20%)	3.00	0.00						

5 - Employment Status:								
Response Option	Weight	Frequency	Percent	Percent Responses		Means		
Full-Time in a related field	(1)	0	0.00%			2.00		
Full-time in unrelated field	(2)	1	100.00%					
Part-time in a related field	(3)	0	0.00%					
Part-time in unrelated field	(4)	0	0.00%					
				0	25	50	75	100
Response Rate	Mean	STD						
1/5 (20%)	2.00	0.00						

William Carey University
Graduate Follow-Up Survey 2020-History

6 - Unemployed Status:					
Response Option	Weight	Frequency	Percent	Percent Responses	Means
Unemployed and not seeking employment	(1)	0	0.00%		
Unemployed and seeking employment	(2)	0	0.00%		
Retired	(3)	0	0.00%		
Not Applicable	(0)	1	100.00%		
				0 25 50 75 100	
Response Rate	Mean	STD			
1/5 (20%)	0.00	0.00			

7 - Do you recommend William Carey University to individuals seeking programs similar to the one you completed?					
Response Option	Weight	Frequency	Percent	Percent Responses	Means
Yes	(1)	1	100.00%		1.00
No	(2)	0	0.00%		
				0 25 50 75 100	Question
Response Rate	Mean	STD			
1/5 (20%)	1.00	0.00			

8 - Approximate GPA?					
Response Option	Weight	Frequency	Percent	Percent Responses	Means
3.5-4.0	(4)	0	0.00%		3.00
3.0-3.5	(3)	1	100.00%		
2.5-3.0	(2)	0	0.00%		
2.0-2.5	(1)	0	0.00%		
				0 25 50 75 100	Question
Response Rate	Mean	STD			
1/5 (20%)	3.00	0.00			

9 - Were you a Community or Junior college transfer?					
Response Option	Weight	Frequency	Percent	Percent Responses	Means
Yes	(1)	1	100.00%		
No	(2)	0	0.00%		
				0 25 50 75 100	
Response Rate	Mean	STD			
1/5 (20%)					

10 - Instruction in courses -					
Response Option	Weight	Frequency	Percent	Percent Responses	Means
Excellent	(4)	1	100.00%		4.00
Good	(3)	0	0.00%		
Fair	(2)	0	0.00%		
Poor	(1)	0	0.00%		
				0 25 50 75 100	Question
Response Rate	Mean	STD			
1/5 (20%)	4.00	0.00			

William Carey University
 Graduate Follow-Up Survey 2020-History

11 - Accessibility of instructors-									
Response Option	Weight	Frequency	Percent	Percent Responses		Means			
Excellent	(4)	1	100.00%			4.00			
Good	(3)	0	0.00%						
Fair	(2)	0	0.00%						
Poor	(1)	0	0.00%						
				0	25	50	75	100	Question
Response Rate	Mean	STD							
1/5 (20%)	4.00	0.00							

12 - Quality of career counseling-									
Response Option	Weight	Frequency	Percent	Percent Responses		Means			
Excellent	(4)	0	0.00%			3.00			
Good	(3)	1	100.00%						
Fair	(2)	0	0.00%						
Poor	(1)	0	0.00%						
				0	25	50	75	100	Question
Response Rate	Mean	STD							
1/5 (20%)	3.00	0.00							

13 - Overall academic degree program -									
Response Option	Weight	Frequency	Percent	Percent Responses		Means			
Excellent	(4)	1	100.00%			4.00			
Good	(3)	0	0.00%						
Fair	(2)	0	0.00%						
Poor	(1)	0	0.00%						
				0	25	50	75	100	Question
Response Rate	Mean	STD							
1/5 (20%)	4.00	0.00							

William Carey University
Graduate Follow-Up Survey 2020-Intercultural Studies

1 - I am presently an active member of a church								
Response Option	Weight	Frequency	Percent	Percent Responses		Means		
Yes	(1)	1	100.00%					
No	(2)	0	0.00%					
				0	25	50	75	100
Response Rate	Mean	STD						
1/5 (20%)								

2 - Type of Employer:								
Response Option	Weight	Frequency	Percent	Percent Responses		Means		
Private	(5)	0	0.00%					
Military	(4)	0	0.00%					
Educational	(3)	0	0.00%					
Federal/State	(2)	0	0.00%					
Church	(1)	0	0.00%					
				0	25	50	75	100
Response Rate	Mean	STD						
0/5 (0%)								

3 - Job preparation received at William Carey University:								
Response Option	Weight	Frequency	Percent	Percent Responses		Means		
Excellent	(4)	0	0.00%			3.00		
Good	(3)	1	100.00%					
Fair	(2)	0	0.00%					
Inadequate	(1)	0	0.00%					
				0	25	50	75	100
Response Rate	Mean	STD						
1/5 (20%)	3.00	0.00						

4 - Are you:								
Response Option	Weight	Frequency	Percent	Percent Responses		Means		
Presently enrolled in a graduate program	(1)	1	100.00%			1.00		
Plan to enroll in the near future	(2)	0	0.00%					
Plan to enroll in the next five years	(3)	0	0.00%					
Do not plan to ever enroll in a graduate program	(4)	0	0.00%					
Plan to pursue a military career	(5)	0	0.00%					
				0	25	50	75	100
Response Rate	Mean	STD						
1/5 (20%)	1.00	0.00						

5 - Employment Status:								
Response Option	Weight	Frequency	Percent	Percent Responses		Means		
Full-Time in a related field	(1)	0	0.00%					
Full-time in unrelated field	(2)	0	0.00%					
Part-time in a related field	(3)	0	0.00%					
Part-time in unrelated field	(4)	0	0.00%					
				0	25	50	75	100
Response Rate	Mean	STD						
0/5 (0%)	0.00	0.00						

William Carey University
Graduate Follow-Up Survey 2020-Intercultural Studies

6 - Unemployed Status:								
Response Option	Weight	Frequency	Percent	Percent Responses		Means		
Unemployed and not seeking employment	(1)	0	0.00%					
Unemployed and seeking employment	(2)	0	0.00%					
Retired	(3)	0	0.00%					
Not Applicable	(0)	1	100.00%					
				0	25	50	75	100
Response Rate	Mean	STD						
1/5 (20%)	0.00	0.00						

7 - Do you recommend William Carey University to individuals seeking programs similar to the one you completed?								
Response Option	Weight	Frequency	Percent	Percent Responses		Means		
Yes	(1)	1	100.00%			1.00		
No	(2)	0	0.00%					
				0	25	50	75	100
Response Rate	Mean	STD						
1/5 (20%)	1.00	0.00						

8 - Approximate GPA?								
Response Option	Weight	Frequency	Percent	Percent Responses		Means		
3.5-4.0	(4)	1	100.00%			4.00		
3.0-3.5	(3)	0	0.00%					
2.5-3.0	(2)	0	0.00%					
2.0-2.5	(1)	0	0.00%					
				0	25	50	75	100
Response Rate	Mean	STD						
1/5 (20%)	4.00	0.00						

9 - Were you a Community or Junior college transfer?								
Response Option	Weight	Frequency	Percent	Percent Responses		Means		
Yes	(1)	0	0.00%					
No	(2)	1	100.00%					
				0	25	50	75	100
Response Rate	Mean	STD						
1/5 (20%)								

10 - Instruction in courses -								
Response Option	Weight	Frequency	Percent	Percent Responses		Means		
Excellent	(4)	1	100.00%			4.00		
Good	(3)	0	0.00%					
Fair	(2)	0	0.00%					
Poor	(1)	0	0.00%					
				0	25	50	75	100
Response Rate	Mean	STD						
1/5 (20%)	4.00	0.00						

William Carey University
Graduate Follow-Up Survey 2020-Intercultural Studies

11 - Accessibility of instructors-									
Response Option	Weight	Frequency	Percent	Percent Responses		Means			
Excellent	(4)	1	100.00%			4.00			
Good	(3)	0	0.00%						
Fair	(2)	0	0.00%						
Poor	(1)	0	0.00%						
				0	25	50	75	100	Question
Response Rate	Mean	STD							
1/5 (20%)	4.00	0.00							

12 - Quality of career counseling-									
Response Option	Weight	Frequency	Percent	Percent Responses		Means			
Excellent	(4)	1	100.00%			4.00			
Good	(3)	0	0.00%						
Fair	(2)	0	0.00%						
Poor	(1)	0	0.00%						
				0	25	50	75	100	Question
Response Rate	Mean	STD							
1/5 (20%)	4.00	0.00							

13 - Overall academic degree program -									
Response Option	Weight	Frequency	Percent	Percent Responses		Means			
Excellent	(4)	1	100.00%			4.00			
Good	(3)	0	0.00%						
Fair	(2)	0	0.00%						
Poor	(1)	0	0.00%						
				0	25	50	75	100	Question
Response Rate	Mean	STD							
1/5 (20%)	4.00	0.00							

William Carey University
Graduate Follow-Up Survey 2020-Mathematics

1 - I am presently an active member of a church								
Response Option	Weight	Frequency	Percent	Percent Responses		Means		
Yes	(1)	2	100.00%					
No	(2)	0	0.00%					
				0	25	50	75	100
Response Rate								
2/5 (40%)								

2 - Type of Employer:								
Response Option	Weight	Frequency	Percent	Percent Responses		Means		
Private	(5)	1	50.00%					
Military	(4)	0	0.00%					
Educational	(3)	1	50.00%					
Federal/State	(2)	0	0.00%					
Church	(1)	0	0.00%					
				0	25	50	75	100
Response Rate								
2/5 (40%)								

3 - Job preparation received at William Carey University:								
Response Option	Weight	Frequency	Percent	Percent Responses		Means		
Excellent	(4)	1	50.00%			3.00		
Good	(3)	0	0.00%					
Fair	(2)	1	50.00%					
Inadequate	(1)	0	0.00%					
				0	25	50	75	100
Response Rate	Mean	STD						
2/5 (40%)	3.00	1.41						

4 - Are you:								
Response Option	Weight	Frequency	Percent	Percent Responses		Means		
Presently enrolled in a graduate program	(1)	1	50.00%			1.50		
Plan to enroll in the near future	(2)	1	50.00%					
Plan to enroll in the next five years	(3)	0	0.00%					
Do not plan to ever enroll in a graduate program	(4)	0	0.00%					
Plan to pursue a military career	(5)	0	0.00%					
				0	25	50	75	100
Response Rate	Mean	STD						
2/5 (40%)	1.50	0.71						

5 - Employment Status:								
Response Option	Weight	Frequency	Percent	Percent Responses		Means		
Full-Time in a related field	(1)	2	100.00%			1.00		
Full-time in unrelated field	(2)	0	0.00%					
Part-time in a related field	(3)	0	0.00%					
Part-time in unrelated field	(4)	0	0.00%					
				0	25	50	75	100
Response Rate	Mean	STD						
2/5 (40%)	1.00	0.00						

William Carey University
Graduate Follow-Up Survey 2020-Mathematics

6 - Unemployed Status:						
Response Option	Weight	Frequency	Percent	Percent Responses	Means	
Unemployed and not seeking employment	(1)	0	0.00%			
Unemployed and seeking employment	(2)	0	0.00%			
Retired	(3)	0	0.00%			
Not Applicable	(0)	2	100.00%			
				0 25 50 75 100		
Response Rate	Mean	STD				
2/5 (40%)	0.00	0.00				

7 - Do you recommend William Carey University to individuals seeking programs similar to the one you completed?						
Response Option	Weight	Frequency	Percent	Percent Responses	Means	
Yes	(1)	1	50.00%		1.50	
No	(2)	1	50.00%			
				0 25 50 75 100	Question	
Response Rate	Mean	STD				
2/5 (40%)	1.50	0.71				

8 - Approximate GPA?						
Response Option	Weight	Frequency	Percent	Percent Responses	Means	
3.5-4.0	(4)	2	100.00%		4.00	
3.0-3.5	(3)	0	0.00%			
2.5-3.0	(2)	0	0.00%			
2.0-2.5	(1)	0	0.00%			
				0 25 50 75 100	Question	
Response Rate	Mean	STD				
2/5 (40%)	4.00	0.00				

9 - Were you a Community or Junior college transfer?						
Response Option	Weight	Frequency	Percent	Percent Responses	Means	
Yes	(1)	0	0.00%			
No	(2)	2	100.00%			
				0 25 50 75 100		
Response Rate	Mean	STD				
2/5 (40%)						

10 - Instruction in courses -						
Response Option	Weight	Frequency	Percent	Percent Responses	Means	
Excellent	(4)	1	50.00%		3.50	
Good	(3)	1	50.00%			
Fair	(2)	0	0.00%			
Poor	(1)	0	0.00%			
				0 25 50 75 100	Question	
Response Rate	Mean	STD				
2/5 (40%)	3.50	0.71				

William Carey University
 Graduate Follow-Up Survey 2020-Mathematics

11 - Accessibility of instructors-						
Response Option	Weight	Frequency	Percent	Percent Responses	Means	
Excellent	(4)	2	100.00%		4.00	
Good	(3)	0	0.00%			
Fair	(2)	0	0.00%			
Poor	(1)	0	0.00%			
				0 25 50 75 100	Question	
Response Rate	Mean	STD				
2/5 (40%)	4.00	0.00				

12 - Quality of career counseling-						
Response Option	Weight	Frequency	Percent	Percent Responses	Means	
Excellent	(4)	1	50.00%		2.50	
Good	(3)	0	0.00%			
Fair	(2)	0	0.00%			
Poor	(1)	1	50.00%			
				0 25 50 75 100	Question	
Response Rate	Mean	STD				
2/5 (40%)	2.50	2.12				

13 - Overall academic degree program -						
Response Option	Weight	Frequency	Percent	Percent Responses	Means	
Excellent	(4)	1	50.00%		3.50	
Good	(3)	1	50.00%			
Fair	(2)	0	0.00%			
Poor	(1)	0	0.00%			
				0 25 50 75 100	Question	
Response Rate	Mean	STD				
2/5 (40%)	3.50	0.71				

William Carey University
Graduate Follow-Up Survey 2020-Music

1 - I am presently an active member of a church								
Response Option	Weight	Frequency	Percent	Percent Responses		Means		
Yes	(1)	3	100.00%					
No	(2)	0	0.00%					
				0	25	50	75	100
Response Rate								
3/7 (42.86%)								

2 - Type of Employer:								
Response Option	Weight	Frequency	Percent	Percent Responses		Means		
Private	(5)	0	0.00%					
Military	(4)	0	0.00%					
Educational	(3)	1	33.33%					
Federal/State	(2)	2	66.67%					
Church	(1)	0	0.00%					
				0	25	50	75	100
Response Rate								
3/7 (42.86%)								

3 - Job preparation received at William Carey University:								
Response Option	Weight	Frequency	Percent	Percent Responses		Means		
Excellent	(4)	1	33.33%			3.00		
Good	(3)	1	33.33%					
Fair	(2)	1	33.33%					
Inadequate	(1)	0	0.00%					
				0	25	50	75	100
Response Rate	Mean	STD						
3/7 (42.86%)	3.00	1.00						

4 - Are you:								
Response Option	Weight	Frequency	Percent	Percent Responses		Means		
Presently enrolled in a graduate program	(1)	0	0.00%			3.00		
Plan to enroll in the near future	(2)	1	33.33%					
Plan to enroll in the next five years	(3)	1	33.33%					
Do not plan to ever enroll in a graduate program	(4)	1	33.33%					
Plan to pursue a military career	(5)	0	0.00%					
				0	25	50	75	100
Response Rate	Mean	STD						
3/7 (42.86%)	3.00	1.00						

5 - Employment Status:								
Response Option	Weight	Frequency	Percent	Percent Responses		Means		
Full-Time in a related field	(1)	1	33.33%			2.33		
Full-time in unrelated field	(2)	1	33.33%					
Part-time in a related field	(3)	0	0.00%					
Part-time in unrelated field	(4)	1	33.33%					
				0	25	50	75	100
Response Rate	Mean	STD						
3/7 (42.86%)	2.33	1.53						

William Carey University
Graduate Follow-Up Survey 2020-Music

6 - Unemployed Status:						
Response Option	Weight	Frequency	Percent	Percent Responses	Means	
Unemployed and not seeking employment	(1)	0	0.00%		<p>2.00</p>	
Unemployed and seeking employment	(2)	1	33.33%			
Retired	(3)	0	0.00%			
Not Applicable	(0)	2	66.67%			
				0 25 50 75 100	Question	
Response Rate	Mean	STD				
3/7 (42.86%)	2.00	0.00				




7 - Do you recommend William Carey University to individuals seeking programs similar to the one you completed?						
Response Option	Weight	Frequency	Percent	Percent Responses	Means	
Yes	(1)	2	66.67%		<p>1.33</p>	
No	(2)	1	33.33%			
				0 25 50 75 100	Question	
Response Rate	Mean	STD				
3/7 (42.86%)	1.33	0.58				





8 - Approximate GPA?						
Response Option	Weight	Frequency	Percent	Percent Responses	Means	
3.5-4.0	(4)	0	0.00%		<p>2.67</p>	
3.0-3.5	(3)	2	66.67%			
2.5-3.0	(2)	1	33.33%			
2.0-2.5	(1)	0	0.00%			
				0 25 50 75 100	Question	
Response Rate	Mean	STD				
3/7 (42.86%)	2.67	0.58				




9 - Were you a Community or Junior college transfer?						
Response Option	Weight	Frequency	Percent	Percent Responses	Means	
Yes	(1)	1	33.33%			
No	(2)	2	66.67%			
				0 25 50 75 100	Question	
Response Rate	Mean	STD				
3/7 (42.86%)						

10 - Instruction in courses -						
Response Option	Weight	Frequency	Percent	Percent Responses	Means	
Excellent	(4)	1	33.33%		<p>3.33</p>	
Good	(3)	2	66.67%			
Fair	(2)	0	0.00%			
Poor	(1)	0	0.00%			
				0 25 50 75 100	Question	
Response Rate	Mean	STD				
3/7 (42.86%)	3.33	0.58				

William Carey University
Graduate Follow-Up Survey 2020-Music

11 - Accessibility of instructors-						
Response Option	Weight	Frequency	Percent	Percent Responses	Means	
Excellent	(4)	2	66.67%			
Good	(3)	1	33.33%			
Fair	(2)	0	0.00%			
Poor	(1)	0	0.00%			
				0 25 50 75 100	Question	
Response Rate	Mean	STD				
3/7 (42.86%)	3.67	0.58				

12 - Quality of career counseling-						
Response Option	Weight	Frequency	Percent	Percent Responses	Means	
Excellent	(4)	1	33.33%			
Good	(3)	1	33.33%			
Fair	(2)	1	33.33%			
Poor	(1)	0	0.00%			
				0 25 50 75 100	Question	
Response Rate	Mean	STD				
3/7 (42.86%)	3.00	1.00				

13 - Overall academic degree program -						
Response Option	Weight	Frequency	Percent	Percent Responses	Means	
Excellent	(4)	1	33.33%			
Good	(3)	2	66.67%			
Fair	(2)	0	0.00%			
Poor	(1)	0	0.00%			
				0 25 50 75 100	Question	
Response Rate	Mean	STD				
3/7 (42.86%)	3.33	0.58				

William Carey University
Graduate Follow-Up Survey 2020- Music Therapy

1 - I am presently an active member of a church								
Response Option	Weight	Frequency	Percent	Percent Responses		Means		
Yes	(1)	1	50.00%					
No	(2)	1	50.00%					
				0	25	50	75	100
Response Rate								
2/9 (22.22%)								

2 - Type of Employer:								
Response Option	Weight	Frequency	Percent	Percent Responses		Means		
Private	(5)	2	100.00%					
Military	(4)	0	0.00%					
Educational	(3)	0	0.00%					
Federal/State	(2)	0	0.00%					
Church	(1)	0	0.00%					
				0	25	50	75	100
Response Rate								
2/9 (22.22%)								

3 - Job preparation received at William Carey University:								
Response Option	Weight	Frequency	Percent	Percent Responses		Means		
Excellent	(4)	1	50.00%			3.50		
Good	(3)	1	50.00%					
Fair	(2)	0	0.00%					
Inadequate	(1)	0	0.00%					
				0	25	50	75	100
Response Rate	Mean	STD						
2/9 (22.22%)	3.50	0.71						

4 - Are you:								
Response Option	Weight	Frequency	Percent	Percent Responses		Means		
Presently enrolled in a graduate program	(1)	0	0.00%			3.50		
Plan to enroll in the near future	(2)	0	0.00%					
Plan to enroll in the next five years	(3)	1	50.00%					
Do not plan to ever enroll in a graduate program	(4)	1	50.00%					
Plan to pursue a military career	(5)	0	0.00%					
				0	25	50	75	100
Response Rate	Mean	STD						
2/9 (22.22%)	3.50	0.71						

5 - Employment Status:								
Response Option	Weight	Frequency	Percent	Percent Responses		Means		
Full-Time in a related field	(1)	1	50.00%			1.50		
Full-time in unrelated field	(2)	1	50.00%					
Part-time in a related field	(3)	0	0.00%					
Part-time in unrelated field	(4)	0	0.00%					
				0	25	50	75	100
Response Rate	Mean	STD						
2/9 (22.22%)	1.50	0.71						

William Carey University
Graduate Follow-Up Survey 2020- Music Therapy

6 - Unemployed Status:								
Response Option	Weight	Frequency	Percent	Percent Responses		Means		
Unemployed and not seeking employment	(1)	0	0.00%					
Unemployed and seeking employment	(2)	0	0.00%					
Retired	(3)	0	0.00%					
Not Applicable	(0)	1	100.00%					
				0	25	50	75	100
Response Rate	Mean	STD						
1/9 (11.11%)	0.00	0.00						

7 - Do you recommend William Carey University to individuals seeking programs similar to the one you completed?								
Response Option	Weight	Frequency	Percent	Percent Responses		Means		
Yes	(1)	2	100.00%			1.00		
No	(2)	0	0.00%					
				0	25	50	75	100
Response Rate	Mean	STD						
2/9 (22.22%)	1.00	0.00						

8 - Approximate GPA?								
Response Option	Weight	Frequency	Percent	Percent Responses		Means		
3.5-4.0	(4)	1	50.00%			3.50		
3.0-3.5	(3)	1	50.00%					
2.5-3.0	(2)	0	0.00%					
2.0-2.5	(1)	0	0.00%					
				0	25	50	75	100
Response Rate	Mean	STD						
2/9 (22.22%)	3.50	0.71						

9 - Were you a Community or Junior college transfer?								
Response Option	Weight	Frequency	Percent	Percent Responses		Means		
Yes	(1)	2	100.00%					
No	(2)	0	0.00%					
				0	25	50	75	100
Response Rate	Mean	STD						
2/9 (22.22%)								

10 - Instruction in courses -								
Response Option	Weight	Frequency	Percent	Percent Responses		Means		
Excellent	(4)	2	100.00%			4.00		
Good	(3)	0	0.00%					
Fair	(2)	0	0.00%					
Poor	(1)	0	0.00%					
				0	25	50	75	100
Response Rate	Mean	STD						
2/9 (22.22%)	4.00	0.00						

William Carey University
Graduate Follow-Up Survey 2020- Music Therapy

11 - Accessibility of instructors-									
Response Option	Weight	Frequency	Percent	Percent Responses		Means			
Excellent	(4)	2	100.00%			4.00			
Good	(3)	0	0.00%						
Fair	(2)	0	0.00%						
Poor	(1)	0	0.00%						
				0	25	50	75	100	Question
Response Rate	Mean	STD							
2/9 (22.22%)	4.00	0.00							

12 - Quality of career counseling-									
Response Option	Weight	Frequency	Percent	Percent Responses		Means			
Excellent	(4)	1	50.00%			3.50			
Good	(3)	1	50.00%						
Fair	(2)	0	0.00%						
Poor	(1)	0	0.00%						
				0	25	50	75	100	Question
Response Rate	Mean	STD							
2/9 (22.22%)	3.50	0.71							

13 - Overall academic degree program -									
Response Option	Weight	Frequency	Percent	Percent Responses		Means			
Excellent	(4)	2	100.00%			4.00			
Good	(3)	0	0.00%						
Fair	(2)	0	0.00%						
Poor	(1)	0	0.00%						
				0	25	50	75	100	Question
Response Rate	Mean	STD							
2/9 (22.22%)	4.00	0.00							

William Carey University
Graduate Follow-Up Survey 2020-Nursing

1 - I am presently an active member of a church								
Response Option	Weight	Frequency	Percent	Percent Responses		Means		
Yes	(1)	7	50.00%					
No	(2)	7	50.00%					
				0	25	50	75	100
Response Rate								
14/97 (14.43%)								

2 - Type of Employer:								
Response Option	Weight	Frequency	Percent	Percent Responses		Means		
Private	(5)	11	100.00%					
Military	(4)	0	0.00%					
Educational	(3)	0	0.00%					
Federal/State	(2)	0	0.00%					
Church	(1)	0	0.00%					
				0	25	50	75	100
Response Rate								
11/97 (11.34%)								

3 - Job preparation received at William Carey University:								
Response Option	Weight	Frequency	Percent	Percent Responses		Means		
Excellent	(4)	4	28.57%			3.07		
Good	(3)	7	50.00%					
Fair	(2)	3	21.43%					
Inadequate	(1)	0	0.00%					
				0	25	50	75	100
Response Rate	Mean	STD						
14/97 (14.43%)	3.07	0.73						

4 - Are you:								
Response Option	Weight	Frequency	Percent	Percent Responses		Means		
Presently enrolled in a graduate program	(1)	2	14.29%			2.64		
Plan to enroll in the near future	(2)	3	21.43%					
Plan to enroll in the next five years	(3)	7	50.00%					
Do not plan to ever enroll in a graduate program	(4)	2	14.29%					
Plan to pursue a military career	(5)	0	0.00%					
				0	25	50	75	100
Response Rate	Mean	STD						
14/97 (14.43%)	2.64	0.93						

5 - Employment Status:								
Response Option	Weight	Frequency	Percent	Percent Responses		Means		
Full-Time in a related field	(1)	13	100.00%			1.00		
Full-time in unrelated field	(2)	0	0.00%					
Part-time in a related field	(3)	0	0.00%					
Part-time in unrelated field	(4)	0	0.00%					
				0	25	50	75	100
Response Rate	Mean	STD						
13/97 (13.4%)	1.00	0.00						

William Carey University
Graduate Follow-Up Survey 2020-Nursing

6 - Unemployed Status:						
Response Option	Weight	Frequency	Percent	Percent Responses	Means	
Unemployed and not seeking employment	(1)	1	7.14%		1.00	
Unemployed and seeking employment	(2)	0	0.00%			
Retired	(3)	0	0.00%			
Not Applicable	(0)	13	92.86%			
				0 25 50 75 100	Question	
Response Rate	Mean	STD				
14/97 (14.43%)	1.00	0.00				





7 - Do you recommend William Carey University to individuals seeking programs similar to the one you completed?						
Response Option	Weight	Frequency	Percent	Percent Responses	Means	
Yes	(1)	11	78.57%		1.21	
No	(2)	3	21.43%			
				0 25 50 75 100	Question	
Response Rate	Mean	STD				
14/97 (14.43%)	1.21	0.43				





8 - Approximate GPA?						
Response Option	Weight	Frequency	Percent	Percent Responses	Means	
3.5-4.0	(4)	7	50.00%		3.43	
3.0-3.5	(3)	6	42.86%			
2.5-3.0	(2)	1	7.14%			
2.0-2.5	(1)	0	0.00%			
				0 25 50 75 100	Question	
Response Rate	Mean	STD				
14/97 (14.43%)	3.43	0.65				





9 - Were you a Community or Junior college transfer?						
Response Option	Weight	Frequency	Percent	Percent Responses	Means	
Yes	(1)	9	64.29%			
No	(2)	5	35.71%			
				0 25 50 75 100	Question	
Response Rate	Mean	STD				
14/97 (14.43%)						

10 - Instruction in courses -						
Response Option	Weight	Frequency	Percent	Percent Responses	Means	
Excellent	(4)	3	21.43%		3.14	
Good	(3)	10	71.43%			
Fair	(2)	1	7.14%			
Poor	(1)	0	0.00%			
				0 25 50 75 100	Question	
Response Rate	Mean	STD				
14/97 (14.43%)	3.14	0.53				

William Carey University
Graduate Follow-Up Survey 2020-Nursing

11 - Accessibility of instructors-						
Response Option	Weight	Frequency	Percent	Percent Responses	Means	
Excellent	(4)	7	50.00%		 3.36	
Good	(3)	5	35.71%			
Fair	(2)	2	14.29%			
Poor	(1)	0	0.00%			
				0 25 50 75 100	Question	
Response Rate	Mean	STD				
14/97 (14.43%)	3.36	0.74				

12 - Quality of career counseling-						
Response Option	Weight	Frequency	Percent	Percent Responses	Means	
Excellent	(4)	4	28.57%		 2.93	
Good	(3)	5	35.71%			
Fair	(2)	5	35.71%			
Poor	(1)	0	0.00%			
				0 25 50 75 100	Question	
Response Rate	Mean	STD				
14/97 (14.43%)	2.93	0.83				

13 - Overall academic degree program -						
Response Option	Weight	Frequency	Percent	Percent Responses	Means	
Excellent	(4)	4	28.57%		 3.07	
Good	(3)	7	50.00%			
Fair	(2)	3	21.43%			
Poor	(1)	0	0.00%			
				0 25 50 75 100	Question	
Response Rate	Mean	STD				
14/97 (14.43%)	3.07	0.73				

William Carey University
Graduate Follow-Up Survey 2020-Physical Education

1 - I am presently an active member of a church								
Response Option	Weight	Frequency	Percent	Percent Responses		Means		
Yes	(1)	2	100.00%					
No	(2)	0	0.00%					
				0	25	50	75	100
Response Rate								
2/9 (22.22%)								

2 - Type of Employer:								
Response Option	Weight	Frequency	Percent	Percent Responses		Means		
Private	(5)	0	0.00%					
Military	(4)	0	0.00%					
Educational	(3)	2	100.00%					
Federal/State	(2)	0	0.00%					
Church	(1)	0	0.00%					
				0	25	50	75	100
Response Rate								
2/9 (22.22%)								

3 - Job preparation received at William Carey University:								
Response Option	Weight	Frequency	Percent	Percent Responses		Means		
Excellent	(4)	2	100.00%			4.00		
Good	(3)	0	0.00%					
Fair	(2)	0	0.00%					
Inadequate	(1)	0	0.00%					
				0	25	50	75	100
Response Rate	Mean	STD						
2/9 (22.22%)	4.00	0.00						

4 - Are you:								
Response Option	Weight	Frequency	Percent	Percent Responses		Means		
Presently enrolled in a graduate program	(1)	1	100.00%			1.00		
Plan to enroll in the near future	(2)	0	0.00%					
Plan to enroll in the next five years	(3)	0	0.00%					
Do not plan to ever enroll in a graduate program	(4)	0	0.00%					
Plan to pursue a military career	(5)	0	0.00%					
				0	25	50	75	100
Response Rate	Mean	STD						
1/9 (11.11%)	1.00	0.00						

5 - Employment Status:								
Response Option	Weight	Frequency	Percent	Percent Responses		Means		
Full-Time in a related field	(1)	1	50.00%			2.00		
Full-time in unrelated field	(2)	0	0.00%					
Part-time in a related field	(3)	1	50.00%					
Part-time in unrelated field	(4)	0	0.00%					
				0	25	50	75	100
Response Rate	Mean	STD						
2/9 (22.22%)	2.00	1.41						

William Carey University
Graduate Follow-Up Survey 2020-Physical Education

6 - Unemployed Status:						
Response Option	Weight	Frequency	Percent	Percent Responses	Means	
Unemployed and not seeking employment	(1)	0	0.00%		2.00	
Unemployed and seeking employment	(2)	1	50.00%			
Retired	(3)	0	0.00%			
Not Applicable	(0)	1	50.00%			
				0 25 50 75 100	Question	
Response Rate	Mean	STD				
2/9 (22.22%)	2.00	0.00				

7 - Do you recommend William Carey University to individuals seeking programs similar to the one you completed?						
Response Option	Weight	Frequency	Percent	Percent Responses	Means	
Yes	(1)	2	100.00%		1.00	
No	(2)	0	0.00%			
				0 25 50 75 100	Question	
Response Rate	Mean	STD				
2/9 (22.22%)	1.00	0.00				

8 - Approximate GPA?						
Response Option	Weight	Frequency	Percent	Percent Responses	Means	
3.5-4.0	(4)	2	100.00%		4.00	
3.0-3.5	(3)	0	0.00%			
2.5-3.0	(2)	0	0.00%			
2.0-2.5	(1)	0	0.00%			
				0 25 50 75 100	Question	
Response Rate	Mean	STD				
2/9 (22.22%)	4.00	0.00				

9 - Were you a Community or Junior college transfer?						
Response Option	Weight	Frequency	Percent	Percent Responses	Means	
Yes	(1)	1	50.00%			
No	(2)	1	50.00%			
				0 25 50 75 100	Question	
Response Rate	Mean	STD				
2/9 (22.22%)						

10 - Instruction in courses -						
Response Option	Weight	Frequency	Percent	Percent Responses	Means	
Excellent	(4)	2	100.00%		4.00	
Good	(3)	0	0.00%			
Fair	(2)	0	0.00%			
Poor	(1)	0	0.00%			
				0 25 50 75 100	Question	
Response Rate	Mean	STD				
2/9 (22.22%)	4.00	0.00				

William Carey University
Graduate Follow-Up Survey 2020-Physical Education

11 - Accessibility of instructors-									
Response Option	Weight	Frequency	Percent	Percent Responses		Means			
Excellent	(4)	2	100.00%			4.00			
Good	(3)	0	0.00%						
Fair	(2)	0	0.00%						
Poor	(1)	0	0.00%						
				0	25	50	75	100	Question
Response Rate	Mean	STD							
2/9 (22.22%)	4.00	0.00							

12 - Quality of career counseling-									
Response Option	Weight	Frequency	Percent	Percent Responses		Means			
Excellent	(4)	2	100.00%			4.00			
Good	(3)	0	0.00%						
Fair	(2)	0	0.00%						
Poor	(1)	0	0.00%						
				0	25	50	75	100	Question
Response Rate	Mean	STD							
2/9 (22.22%)	4.00	0.00							

13 - Overall academic degree program -									
Response Option	Weight	Frequency	Percent	Percent Responses		Means			
Excellent	(4)	2	100.00%			4.00			
Good	(3)	0	0.00%						
Fair	(2)	0	0.00%						
Poor	(1)	0	0.00%						
				0	25	50	75	100	Question
Response Rate	Mean	STD							
2/9 (22.22%)	4.00	0.00							

William Carey University
Graduate Follow-Up Survey 2020-Psychology

1 - I am presently an active member of a church								
Response Option	Weight	Frequency	Percent	Percent Responses		Means		
Yes	(1)	6	60.00%					
No	(2)	4	40.00%					
				0	25	50	75	100
Response Rate								
10/58 (17.24%)								

2 - Type of Employer:								
Response Option	Weight	Frequency	Percent	Percent Responses		Means		
Private	(5)	4	50.00%					
Military	(4)	0	0.00%					
Educational	(3)	2	25.00%					
Federal/State	(2)	2	25.00%					
Church	(1)	0	0.00%					
				0	25	50	75	100
Response Rate								
8/58 (13.79%)								

3 - Job preparation received at William Carey University:								
Response Option	Weight	Frequency	Percent	Percent Responses		Means		
Excellent	(4)	6	66.67%			3.44		
Good	(3)	1	11.11%					
Fair	(2)	2	22.22%					
Inadequate	(1)	0	0.00%					
				0	25	50	75	100
Response Rate	Mean	STD						
9/58 (15.52%)	3.44	0.88						

4 - Are you:								
Response Option	Weight	Frequency	Percent	Percent Responses		Means		
Presently enrolled in a graduate program	(1)	6	60.00%			1.50		
Plan to enroll in the near future	(2)	3	30.00%					
Plan to enroll in the next five years	(3)	1	10.00%					
Do not plan to ever enroll in a graduate program	(4)	0	0.00%					
Plan to pursue a military career	(5)	0	0.00%					
				0	25	50	75	100
Response Rate	Mean	STD						
10/58 (17.24%)	1.50	0.71						

5 - Employment Status:								
Response Option	Weight	Frequency	Percent	Percent Responses		Means		
Full-Time in a related field	(1)	4	40.00%			2.00		
Full-time in unrelated field	(2)	4	40.00%					
Part-time in a related field	(3)	0	0.00%					
Part-time in unrelated field	(4)	2	20.00%					
				0	25	50	75	100
Response Rate	Mean	STD						
10/58 (17.24%)	2.00	1.15						

William Carey University
Graduate Follow-Up Survey 2020-Psychology

6 - Unemployed Status:						
Response Option	Weight	Frequency	Percent	Percent Responses	Means	
Unemployed and not seeking employment	(1)	0	0.00%			
Unemployed and seeking employment	(2)	1	10.00%			
Retired	(3)	0	0.00%			
Not Applicable	(0)	9	90.00%			
				0 25 50 75 100	Question	
Response Rate	Mean	STD				
10/58 (17.24%)	2.00	0.00				




7 - Do you recommend William Carey University to individuals seeking programs similar to the one you completed?						
Response Option	Weight	Frequency	Percent	Percent Responses	Means	
Yes	(1)	9	90.00%			
No	(2)	1	10.00%			
				0 25 50 75 100	Question	
Response Rate	Mean	STD				
10/58 (17.24%)	1.10	0.32				





8 - Approximate GPA?						
Response Option	Weight	Frequency	Percent	Percent Responses	Means	
3.5-4.0	(4)	4	40.00%			
3.0-3.5	(3)	3	30.00%			
2.5-3.0	(2)	1	10.00%			
2.0-2.5	(1)	2	20.00%			
				0 25 50 75 100	Question	
Response Rate	Mean	STD				
10/58 (17.24%)	2.90	1.20				





9 - Were you a Community or Junior college transfer?						
Response Option	Weight	Frequency	Percent	Percent Responses	Means	
Yes	(1)	6	60.00%			
No	(2)	4	40.00%			
				0 25 50 75 100	Question	
Response Rate	Mean	STD				
10/58 (17.24%)						

10 - Instruction in courses -						
Response Option	Weight	Frequency	Percent	Percent Responses	Means	
Excellent	(4)	6	66.67%			
Good	(3)	3	33.33%			
Fair	(2)	0	0.00%			
Poor	(1)	0	0.00%			
				0 25 50 75 100	Question	
Response Rate	Mean	STD				
9/58 (15.52%)	3.67	0.50				

William Carey University
Graduate Follow-Up Survey 2020-Psychology

11 - Accessibility of instructors-						
Response Option	Weight	Frequency	Percent	Percent Responses	Means	
Excellent	(4)	7	70.00%			
Good	(3)	3	30.00%			
Fair	(2)	0	0.00%			
Poor	(1)	0	0.00%			
				0 25 50 75 100	Question	
Response Rate	Mean	STD				
10/58 (17.24%)	3.70	0.48				

12 - Quality of career counseling-						
Response Option	Weight	Frequency	Percent	Percent Responses	Means	
Excellent	(4)	2	20.00%			
Good	(3)	6	60.00%			
Fair	(2)	2	20.00%			
Poor	(1)	0	0.00%			
				0 25 50 75 100	Question	
Response Rate	Mean	STD				
10/58 (17.24%)	3.00	0.67				

13 - Overall academic degree program -						
Response Option	Weight	Frequency	Percent	Percent Responses	Means	
Excellent	(4)	5	50.00%			
Good	(3)	4	40.00%			
Fair	(2)	1	10.00%			
Poor	(1)	0	0.00%			
				0 25 50 75 100	Question	
Response Rate	Mean	STD				
10/58 (17.24%)	3.40	0.70				

William Carey University
Graduate Follow-Up Survey 2020-Religion

1 - I am presently an active member of a church								
Response Option	Weight	Frequency	Percent	Percent Responses		Means		
Yes	(1)	3	100.00%					
No	(2)	0	0.00%					
				0	25	50	75	100
Response Rate								
3/8 (37.5%)								

2 - Type of Employer:								
Response Option	Weight	Frequency	Percent	Percent Responses		Means		
Private	(5)	2	66.67%					
Military	(4)	0	0.00%					
Educational	(3)	0	0.00%					
Federal/State	(2)	0	0.00%					
Church	(1)	1	33.33%					
				0	25	50	75	100
Response Rate								
3/8 (37.5%)								

3 - Job preparation received at William Carey University:								
Response Option	Weight	Frequency	Percent	Percent Responses		Means		
Excellent	(4)	1	33.33%			2.33		
Good	(3)	0	0.00%					
Fair	(2)	1	33.33%					
Inadequate	(1)	1	33.33%					
				0	25	50	75	100
Response Rate	Mean	STD						
3/8 (37.5%)	2.33	1.53						

4 - Are you:								
Response Option	Weight	Frequency	Percent	Percent Responses		Means		
Presently enrolled in a graduate program	(1)	3	100.00%			1.00		
Plan to enroll in the near future	(2)	0	0.00%					
Plan to enroll in the next five years	(3)	0	0.00%					
Do not plan to ever enroll in a graduate program	(4)	0	0.00%					
Plan to pursue a military career	(5)	0	0.00%					
				0	25	50	75	100
Response Rate	Mean	STD						
3/8 (37.5%)	1.00	0.00						

5 - Employment Status:								
Response Option	Weight	Frequency	Percent	Percent Responses		Means		
Full-Time in a related field	(1)	1	33.33%			2.00		
Full-time in unrelated field	(2)	1	33.33%					
Part-time in a related field	(3)	1	33.33%					
Part-time in unrelated field	(4)	0	0.00%					
				0	25	50	75	100
Response Rate	Mean	STD						
3/8 (37.5%)	2.00	1.00						

William Carey University
Graduate Follow-Up Survey 2020-Religion

6 - Unemployed Status:						
Response Option	Weight	Frequency	Percent	Percent Responses	Means	
Unemployed and not seeking employment	(1)	0	0.00%			
Unemployed and seeking employment	(2)	0	0.00%			
Retired	(3)	0	0.00%			
Not Applicable	(0)	3	100.00%			
				0 25 50 75 100		
Response Rate	Mean	STD				
3/8 (37.5%)	0.00	0.00				



7 - Do you recommend William Carey University to individuals seeking programs similar to the one you completed?						
Response Option	Weight	Frequency	Percent	Percent Responses	Means	
Yes	(1)	3	100.00%			
No	(2)	0	0.00%			
				0 25 50 75 100	Question	
Response Rate	Mean	STD				
3/8 (37.5%)	1.00	0.00				




8 - Approximate GPA?						
Response Option	Weight	Frequency	Percent	Percent Responses	Means	
3.5-4.0	(4)	1	33.33%			
3.0-3.5	(3)	0	0.00%			
2.5-3.0	(2)	2	66.67%			
2.0-2.5	(1)	0	0.00%			
				0 25 50 75 100	Question	
Response Rate	Mean	STD				
3/8 (37.5%)	2.67	1.15				




9 - Were you a Community or Junior college transfer?						
Response Option	Weight	Frequency	Percent	Percent Responses	Means	
Yes	(1)	1	33.33%			
No	(2)	2	66.67%			
				0 25 50 75 100		
Response Rate						
3/8 (37.5%)						

10 - Instruction in courses -						
Response Option	Weight	Frequency	Percent	Percent Responses	Means	
Excellent	(4)	3	100.00%			
Good	(3)	0	0.00%			
Fair	(2)	0	0.00%			
Poor	(1)	0	0.00%			
				0 25 50 75 100	Question	
Response Rate	Mean	STD				
3/8 (37.5%)	4.00	0.00				

William Carey University
Graduate Follow-Up Survey 2020-Religion

11 - Accessibility of instructors-						
Response Option	Weight	Frequency	Percent	Percent Responses	Means	
Excellent	(4)	3	100.00%			
Good	(3)	0	0.00%			
Fair	(2)	0	0.00%			
Poor	(1)	0	0.00%			
				0 25 50 75 100	Question	
Response Rate	Mean	STD				
3/8 (37.5%)	4.00	0.00				

12 - Quality of career counseling-						
Response Option	Weight	Frequency	Percent	Percent Responses	Means	
Excellent	(4)	1	33.33%			
Good	(3)	0	0.00%			
Fair	(2)	2	66.67%			
Poor	(1)	0	0.00%			
				0 25 50 75 100	Question	
Response Rate	Mean	STD				
3/8 (37.5%)	2.67	1.15				

13 - Overall academic degree program -						
Response Option	Weight	Frequency	Percent	Percent Responses	Means	
Excellent	(4)	2	66.67%			
Good	(3)	1	33.33%			
Fair	(2)	0	0.00%			
Poor	(1)	0	0.00%			
				0 25 50 75 100	Question	
Response Rate	Mean	STD				
3/8 (37.5%)	3.67	0.58				

William Carey University
Graduate Follow-Up Survey 2020 MS-Biological Sciences

1 - I am presently an active member of a church								
Response Option	Weight	Frequency	Percent	Percent Responses		Means		
Yes	(1)	0	0.00%					
No	(2)	1	100.00%					
				0	25	50	75	100
Response Rate								
1/1 (100%)								

2 - Type of Employer:								
Response Option	Weight	Frequency	Percent	Percent Responses		Means		
Private	(5)	0	0.00%					
Military	(4)	0	0.00%					
Educational	(3)	0	0.00%					
Federal/State	(2)	1	100.00%					
Church	(1)	0	0.00%					
				0	25	50	75	100
Response Rate								
1/1 (100%)								

3 - Job preparation received at William Carey University:								
Response Option	Weight	Frequency	Percent	Percent Responses		Means		
Excellent	(4)	0	0.00%			2.00		
Good	(3)	0	0.00%					
Fair	(2)	1	100.00%					
Inadequate	(1)	0	0.00%					
				0	25	50	75	100
Response Rate	Mean	STD					Question	
1/1 (100%)	2.00	0.00						

4 - Are you:								
Response Option	Weight	Frequency	Percent	Percent Responses		Means		
Presently enrolled in a graduate program	(1)	0	0.00%			3.00		
Plan to enroll in the near future	(2)	0	0.00%					
Plan to enroll in the next five years	(3)	1	100.00%					
Do not plan to ever enroll in a graduate program	(4)	0	0.00%					
Plan to pursue a military career	(5)	0	0.00%					
				0	25	50	75	100
Response Rate	Mean	STD					Question	
1/1 (100%)	3.00	0.00						

5 - Employment Status:								
Response Option	Weight	Frequency	Percent	Percent Responses		Means		
Full-Time in a related field	(1)	0	0.00%			3.00		
Full-time in unrelated field	(2)	0	0.00%					
Part-time in a related field	(3)	1	100.00%					
Part-time in unrelated field	(4)	0	0.00%					
				0	25	50	75	100
Response Rate	Mean	STD					Question	
1/1 (100%)	3.00	0.00						

William Carey University
Graduate Follow-Up Survey 2020 MS-Biological Sciences

6 - Unemployed Status:						
Response Option	Weight	Frequency	Percent	Percent Responses	Means	
Unemployed and not seeking employment	(1)	0	0.00%			
Unemployed and seeking employment	(2)	0	0.00%			
Retired	(3)	0	0.00%			
Not Applicable	(0)	1	100.00%			
				0 25 50 75 100		
Response Rate	Mean	STD				
1/1 (100%)	0.00	0.00				

7 - Do you recommend William Carey University to individuals seeking programs similar to the one you completed?						
Response Option	Weight	Frequency	Percent	Percent Responses	Means	
Yes	(1)	1	100.00%		1.00	
No	(2)	0	0.00%			
				0 25 50 75 100	Question	
Response Rate	Mean	STD				
1/1 (100%)	1.00	0.00				

8 - Approximate GPA?						
Response Option	Weight	Frequency	Percent	Percent Responses	Means	
3.5-4.0	(4)	1	100.00%		4.00	
3.0-3.5	(3)	0	0.00%			
2.5-3.0	(2)	0	0.00%			
2.0-2.5	(1)	0	0.00%			
				0 25 50 75 100	Question	
Response Rate	Mean	STD				
1/1 (100%)	4.00	0.00				

9 - Were you a Community or Junior college transfer?						
Response Option	Weight	Frequency	Percent	Percent Responses	Means	
Yes	(1)	0	0.00%			
No	(2)	1	100.00%			
				0 25 50 75 100		
Response Rate	Mean	STD				
1/1 (100%)						

10 - Instruction in courses -						
Response Option	Weight	Frequency	Percent	Percent Responses	Means	
Excellent	(4)	0	0.00%		3.00	
Good	(3)	1	100.00%			
Fair	(2)	0	0.00%			
Poor	(1)	0	0.00%			
				0 25 50 75 100	Question	
Response Rate	Mean	STD				
1/1 (100%)	3.00	0.00				

William Carey University
Graduate Follow-Up Survey 2020 MS-Biological Sciences

11 - Accessibility of instructors-									
Response Option	Weight	Frequency	Percent	Percent Responses		Means			
Excellent	(4)	1	100.00%			4.00			
Good	(3)	0	0.00%						
Fair	(2)	0	0.00%						
Poor	(1)	0	0.00%						
				0	25	50	75	100	Question
Response Rate	Mean	STD							
1/1 (100%)	4.00	0.00							

12 - Quality of career counseling-									
Response Option	Weight	Frequency	Percent	Percent Responses		Means			
Excellent	(4)	1	100.00%			4.00			
Good	(3)	0	0.00%						
Fair	(2)	0	0.00%						
Poor	(1)	0	0.00%						
				0	25	50	75	100	Question
Response Rate	Mean	STD							
1/1 (100%)	4.00	0.00							

13 - Overall academic degree program -									
Response Option	Weight	Frequency	Percent	Percent Responses		Means			
Excellent	(4)	0	0.00%			3.00			
Good	(3)	1	100.00%						
Fair	(2)	0	0.00%						
Poor	(1)	0	0.00%						
				0	25	50	75	100	Question
Response Rate	Mean	STD							
1/1 (100%)	3.00	0.00							

William Carey University
Graduate Follow-Up Survey 2020-Master of Biomedical Science

1 - I am presently an active member of a church								
Response Option	Weight	Frequency	Percent	Percent Responses		Means		
Yes	(1)	3	75.00%					
No	(2)	1	25.00%					
				0	25	50	75	100
Response Rate								
4/28 (14.29%)								




2 - Type of Employer:								
Response Option	Weight	Frequency	Percent	Percent Responses		Means		
Private	(5)	1	25.00%					
Military	(4)	0	0.00%					
Educational	(3)	3	75.00%					
Federal/State	(2)	0	0.00%					
Church	(1)	0	0.00%					
				0	25	50	75	100
Response Rate								
4/28 (14.29%)								




3 - Job preparation received at William Carey University:								
Response Option	Weight	Frequency	Percent	Percent Responses		Means		
Excellent	(4)	1	25.00%			2.75		
Good	(3)	2	50.00%					
Fair	(2)	0	0.00%					
Inadequate	(1)	1	25.00%					
				0	25	50	75	100
Response Rate	Mean	STD					Question	
4/28 (14.29%)	2.75	1.26						




4 - Are you:								
Response Option	Weight	Frequency	Percent	Percent Responses		Means		
Presently enrolled in a graduate program	(1)	0	0.00%			3.33		
Plan to enroll in the near future	(2)	1	33.33%					
Plan to enroll in the next five years	(3)	0	0.00%					
Do not plan to ever enroll in a graduate program	(4)	2	66.67%					
Plan to pursue a military career	(5)	0	0.00%					
				0	25	50	75	100
Response Rate	Mean	STD					Question	
3/28 (10.71%)	3.33	1.15						


5 - Employment Status:								
Response Option	Weight	Frequency	Percent	Percent Responses		Means		
Full-Time in a related field	(1)	1	33.33%			1.67		
Full-time in unrelated field	(2)	2	66.67%					
Part-time in a related field	(3)	0	0.00%					
Part-time in unrelated field	(4)	0	0.00%					
				0	25	50	75	100
Response Rate	Mean	STD					Question	
3/28 (10.71%)	1.67	0.58						





William Carey University
Graduate Follow-Up Survey 2020-Master of Biomedical Science

6 - Unemployed Status:						
Response Option	Weight	Frequency	Percent	Percent Responses	Means	
Unemployed and not seeking employment	(1)	1	25.00%			
Unemployed and seeking employment	(2)	0	0.00%			
Retired	(3)	0	0.00%			
Not Applicable	(0)	3	75.00%			
				0 25 50 75 100	Question	
Response Rate	Mean	STD				
4/28 (14.29%)	1.00	0.00				




7 - Do you recommend William Carey University to individuals seeking programs similar to the one you completed?						
Response Option	Weight	Frequency	Percent	Percent Responses	Means	
Yes	(1)	2	50.00%			
No	(2)	2	50.00%			
				0 25 50 75 100	Question	
Response Rate	Mean	STD				
4/28 (14.29%)	1.50	0.58				


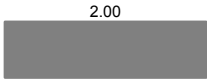


8 - Approximate GPA?						
Response Option	Weight	Frequency	Percent	Percent Responses	Means	
3.5-4.0	(4)	1	25.00%			
3.0-3.5	(3)	3	75.00%			
2.5-3.0	(2)	0	0.00%			
2.0-2.5	(1)	0	0.00%			
				0 25 50 75 100	Question	
Response Rate	Mean	STD				
4/28 (14.29%)	3.25	0.50				





9 - Were you a Community or Junior college transfer?						
Response Option	Weight	Frequency	Percent	Percent Responses	Means	
Yes	(1)	0	0.00%			
No	(2)	4	100.00%			
				0 25 50 75 100	Question	
Response Rate	Mean	STD				
4/28 (14.29%)						

10 - Instruction in courses -						
Response Option	Weight	Frequency	Percent	Percent Responses	Means	
Excellent	(4)	1	25.00%			
Good	(3)	2	50.00%			
Fair	(2)	1	25.00%			
Poor	(1)	0	0.00%			
				0 25 50 75 100	Question	
Response Rate	Mean	STD				
4/28 (14.29%)	3.00	0.82				

William Carey University
 Graduate Follow-Up Survey 2020-Master of Biomedical Science

11 - Accessibility of instructors-						
Response Option	Weight	Frequency	Percent	Percent Responses	Means	
Excellent	(4)	1	25.00%			
Good	(3)	3	75.00%			
Fair	(2)	0	0.00%			
Poor	(1)	0	0.00%			
				0 25 50 75 100	Question	
Response Rate	Mean	STD				
4/28 (14.29%)	3.25	0.50				

12 - Quality of career counseling-						
Response Option	Weight	Frequency	Percent	Percent Responses	Means	
Excellent	(4)	1	25.00%			
Good	(3)	0	0.00%			
Fair	(2)	1	25.00%			
Poor	(1)	2	50.00%			
				0 25 50 75 100	Question	
Response Rate	Mean	STD				
4/28 (14.29%)	2.00	1.41				

13 - Overall academic degree program -						
Response Option	Weight	Frequency	Percent	Percent Responses	Means	
Excellent	(4)	1	25.00%			
Good	(3)	1	25.00%			
Fair	(2)	2	50.00%			
Poor	(1)	0	0.00%			
				0 25 50 75 100	Question	
Response Rate	Mean	STD				
4/28 (14.29%)	2.75	0.96				

William Carey University
Graduate Follow-Up Survey 2020-Master of Business Administration

1 - I am presently an active member of a church								
Response Option	Weight	Frequency	Percent	Percent Responses		Means		
Yes	(1)	6	85.71%					
No	(2)	1	14.29%					
				0	25	50	75	100
Response Rate								
7/23 (30.43%)								

2 - Type of Employer:								
Response Option	Weight	Frequency	Percent	Percent Responses		Means		
Private	(5)	4	66.67%					
Military	(4)	0	0.00%					
Educational	(3)	1	16.67%					
Federal/State	(2)	1	16.67%					
Church	(1)	0	0.00%					
				0	25	50	75	100
Response Rate								
6/23 (26.09%)								

3 - Job preparation received at William Carey University:								
Response Option	Weight	Frequency	Percent	Percent Responses		Means		
Excellent	(4)	5	71.43%			3.71		
Good	(3)	2	28.57%					
Fair	(2)	0	0.00%					
Inadequate	(1)	0	0.00%					
				0	25	50	75	100
Response Rate	Mean	STD					Question	
7/23 (30.43%)	3.71	0.49						

4 - Are you:								
Response Option	Weight	Frequency	Percent	Percent Responses		Means		
Presently enrolled in a graduate program	(1)	1	14.29%			3.29		
Plan to enroll in the near future	(2)	0	0.00%					
Plan to enroll in the next five years	(3)	2	28.57%					
Do not plan to ever enroll in a graduate program	(4)	4	57.14%					
Plan to pursue a military career	(5)	0	0.00%					
				0	25	50	75	100
Response Rate	Mean	STD					Question	
7/23 (30.43%)	3.29	1.11						

5 - Employment Status:								
Response Option	Weight	Frequency	Percent	Percent Responses		Means		
Full-Time in a related field	(1)	5	83.33%			1.17		
Full-time in unrelated field	(2)	1	16.67%					
Part-time in a related field	(3)	0	0.00%					
Part-time in unrelated field	(4)	0	0.00%					
				0	25	50	75	100
Response Rate	Mean	STD					Question	
6/23 (26.09%)	1.17	0.41						

William Carey University
Graduate Follow-Up Survey 2020-Master of Business Administration

6 - Unemployed Status:						
Response Option	Weight	Frequency	Percent	Percent Responses	Means	
Unemployed and not seeking employment	(1)	0	0.00%		2.00	
Unemployed and seeking employment	(2)	1	16.67%			
Retired	(3)	0	0.00%			
Not Applicable	(0)	5	83.33%			
				0 25 50 75 100	Question	
Response Rate	Mean	STD				
6/23 (26.09%)	2.00	0.00				

7 - Do you recommend William Carey University to individuals seeking programs similar to the one you completed?						
Response Option	Weight	Frequency	Percent	Percent Responses	Means	
Yes	(1)	7	100.00%		1.00	
No	(2)	0	0.00%			
				0 25 50 75 100	Question	
Response Rate	Mean	STD				
7/23 (30.43%)	1.00	0.00				

8 - Approximate GPA?						
Response Option	Weight	Frequency	Percent	Percent Responses	Means	
3.5-4.0	(4)	5	71.43%		3.71	
3.0-3.5	(3)	2	28.57%			
2.5-3.0	(2)	0	0.00%			
2.0-2.5	(1)	0	0.00%			
				0 25 50 75 100	Question	
Response Rate	Mean	STD				
7/23 (30.43%)	3.71	0.49				

9 - Were you a Community or Junior college transfer?						
Response Option	Weight	Frequency	Percent	Percent Responses	Means	
Yes	(1)	4	57.14%			
No	(2)	3	42.86%			
				0 25 50 75 100	Question	
Response Rate	Mean	STD				
7/23 (30.43%)						

10 - Instruction in courses -						
Response Option	Weight	Frequency	Percent	Percent Responses	Means	
Excellent	(4)	5	71.43%		3.71	
Good	(3)	2	28.57%			
Fair	(2)	0	0.00%			
Poor	(1)	0	0.00%			
				0 25 50 75 100	Question	
Response Rate	Mean	STD				
7/23 (30.43%)	3.71	0.49				

William Carey University
Graduate Follow-Up Survey 2020-Master of Business Administration

11 - Accessibility of instructors-									
Response Option	Weight	Frequency	Percent	Percent Responses		Means			
Excellent	(4)	7	100.00%			4.00			
Good	(3)	0	0.00%						
Fair	(2)	0	0.00%						
Poor	(1)	0	0.00%						
				0	25	50	75	100	Question
Response Rate	Mean	STD							
7/23 (30.43%)	4.00	0.00							

12 - Quality of career counseling-									
Response Option	Weight	Frequency	Percent	Percent Responses		Means			
Excellent	(4)	4	57.14%			3.57			
Good	(3)	3	42.86%						
Fair	(2)	0	0.00%						
Poor	(1)	0	0.00%						
				0	25	50	75	100	Question
Response Rate	Mean	STD							
7/23 (30.43%)	3.57	0.53							

13 - Overall academic degree program -									
Response Option	Weight	Frequency	Percent	Percent Responses		Means			
Excellent	(4)	6	85.71%			3.86			
Good	(3)	1	14.29%						
Fair	(2)	0	0.00%						
Poor	(1)	0	0.00%						
				0	25	50	75	100	Question
Response Rate	Mean	STD							
7/23 (30.43%)	3.86	0.38							

William Carey University
Graduate Follow-Up Survey 2020 MED

1 - I am presently an active member of a church								
Response Option	Weight	Frequency	Percent	Percent Responses		Means		
Yes	(1)	38	84.44%					
No	(2)	7	15.56%					
				0	25	50	75	100
Response Rate								
45/238 (18.91%)								

2 - Type of Employer:								
Response Option	Weight	Frequency	Percent	Percent Responses		Means		
Private	(5)	0	0.00%					
Military	(4)	0	0.00%					
Educational	(3)	37	82.22%					
Federal/State	(2)	8	17.78%					
Church	(1)	0	0.00%					
				0	25	50	75	100
Response Rate								
45/238 (18.91%)								

3 - Job preparation received at William Carey University:								
Response Option	Weight	Frequency	Percent	Percent Responses		Means		
Excellent	(4)	37	82.22%			3.82		
Good	(3)	8	17.78%					
Fair	(2)	0	0.00%					
Inadequate	(1)	0	0.00%					
				0	25	50	75	100
Response Rate	Mean	STD						
45/238 (18.91%)	3.82	0.39						

4 - Are you:								
Response Option	Weight	Frequency	Percent	Percent Responses		Means		
Presently enrolled in a graduate program	(1)	11	33.33%			2.45		
Plan to enroll in the near future	(2)	6	18.18%					
Plan to enroll in the next five years	(3)	6	18.18%					
Do not plan to ever enroll in a graduate program	(4)	10	30.30%					
Plan to pursue a military career	(5)	0	0.00%					
				0	25	50	75	100
Response Rate	Mean	STD						
33/238 (13.87%)	2.45	1.25						

5 - Employment Status:								
Response Option	Weight	Frequency	Percent	Percent Responses		Means		
Full-Time in a related field	(1)	42	95.45%			1.07		
Full-time in unrelated field	(2)	1	2.27%					
Part-time in a related field	(3)	1	2.27%					
Part-time in unrelated field	(4)	0	0.00%					
				0	25	50	75	100
Response Rate	Mean	STD						
44/238 (18.49%)	1.07	0.33						

William Carey University
Graduate Follow-Up Survey 2020 MED

6 - Unemployed Status:						
Response Option	Weight	Frequency	Percent	Percent Responses	Means	
Unemployed and not seeking employment	(1)	0	0.00%			
Unemployed and seeking employment	(2)	1	2.78%			
Retired	(3)	0	0.00%			
Not Applicable	(0)	35	97.22%			
				0 25 50 75 100	Question	
Response Rate	Mean	STD				
36/238 (15.13%)	2.00	0.00				





7 - Do you recommend William Carey University to individuals seeking programs similar to the one you completed?						
Response Option	Weight	Frequency	Percent	Percent Responses	Means	
Yes	(1)	45	100.00%			
No	(2)	0	0.00%			
				0 25 50 75 100	Question	
Response Rate	Mean	STD				
45/238 (18.91%)	1.00	0.00				





8 - Approximate GPA?						
Response Option	Weight	Frequency	Percent	Percent Responses	Means	
3.5-4.0	(4)	44	97.78%			
3.0-3.5	(3)	1	2.22%			
2.5-3.0	(2)	0	0.00%			
2.0-2.5	(1)	0	0.00%			
				0 25 50 75 100	Question	
Response Rate	Mean	STD				
45/238 (18.91%)	3.98	0.15				




9 - Were you a Community or Junior college transfer?						
Response Option	Weight	Frequency	Percent	Percent Responses	Means	
Yes	(1)	5	11.36%			
No	(2)	39	88.64%			
				0 25 50 75 100	Question	
Response Rate						
44/238 (18.49%)						

10 - Instruction in courses -						
Response Option	Weight	Frequency	Percent	Percent Responses	Means	
Excellent	(4)	40	88.89%			
Good	(3)	5	11.11%			
Fair	(2)	0	0.00%			
Poor	(1)	0	0.00%			
				0 25 50 75 100	Question	
Response Rate	Mean	STD				
45/238 (18.91%)	3.89	0.32				

William Carey University
Graduate Follow-Up Survey 2020 MED

11 - Accessibility of instructors-						
Response Option	Weight	Frequency	Percent	Percent Responses	Means	
Excellent	(4)	32	71.11%		 3.69	
Good	(3)	12	26.67%			
Fair	(2)	1	2.22%			
Poor	(1)	0	0.00%			
				0 25 50 75 100	Question	
Response Rate	Mean	STD				
45/238 (18.91%)	3.69	0.51				

12 - Quality of career counseling-						
Response Option	Weight	Frequency	Percent	Percent Responses	Means	
Excellent	(4)	29	67.44%		 3.63	
Good	(3)	12	27.91%			
Fair	(2)	2	4.65%			
Poor	(1)	0	0.00%			
				0 25 50 75 100	Question	
Response Rate	Mean	STD				
43/238 (18.07%)	3.63	0.58				

13 - Overall academic degree program -						
Response Option	Weight	Frequency	Percent	Percent Responses	Means	
Excellent	(4)	41	91.11%		 3.91	
Good	(3)	4	8.89%			
Fair	(2)	0	0.00%			
Poor	(1)	0	0.00%			
				0 25 50 75 100	Question	
Response Rate	Mean	STD				
45/238 (18.91%)	3.91	0.29				

William Carey University
Graduate Follow-Up Survey 2020-MM-Church Music

1 - I am presently an active member of a church								
Response Option	Weight	Frequency	Percent	Percent Responses		Means		
Yes	(1)	1	100.00%					
No	(2)	0	0.00%					
				0	25	50	75	100
Response Rate								
1/3 (33.33%)								

2 - Type of Employer:								
Response Option	Weight	Frequency	Percent	Percent Responses		Means		
Private	(5)	0	0.00%					
Military	(4)	0	0.00%					
Educational	(3)	1	100.00%					
Federal/State	(2)	0	0.00%					
Church	(1)	0	0.00%					
				0	25	50	75	100
Response Rate								
1/3 (33.33%)								

3 - Job preparation received at William Carey University:								
Response Option	Weight	Frequency	Percent	Percent Responses		Means		
Excellent	(4)	0	0.00%			3.00		
Good	(3)	1	100.00%					
Fair	(2)	0	0.00%					
Inadequate	(1)	0	0.00%					
				0	25	50	75	100
Response Rate	Mean	STD						
1/3 (33.33%)	3.00	0.00	Question					

4 - Are you:								
Response Option	Weight	Frequency	Percent	Percent Responses		Means		
Presently enrolled in a graduate program	(1)	0	0.00%					
Plan to enroll in the near future	(2)	0	0.00%					
Plan to enroll in the next five years	(3)	0	0.00%					
Do not plan to ever enroll in a graduate program	(4)	0	0.00%					
Plan to pursue a military career	(5)	0	0.00%					
				0	25	50	75	100
Response Rate	Mean	STD						
0/3 (0%)	0.00	0.00						

5 - Employment Status:								
Response Option	Weight	Frequency	Percent	Percent Responses		Means		
Full-Time in a related field	(1)	0	0.00%			3.00		
Full-time in unrelated field	(2)	0	0.00%					
Part-time in a related field	(3)	1	100.00%					
Part-time in unrelated field	(4)	0	0.00%					
				0	25	50	75	100
Response Rate	Mean	STD						
1/3 (33.33%)	3.00	0.00	Question					

William Carey University
Graduate Follow-Up Survey 2020-MM-Church Music

6 - Unemployed Status:								
Response Option	Weight	Frequency	Percent	Percent Responses		Means		
Unemployed and not seeking employment	(1)	0	0.00%					
Unemployed and seeking employment	(2)	0	0.00%					
Retired	(3)	0	0.00%					
Not Applicable	(0)	0	0.00%					
				0	25	50	75	100
Response Rate	Mean	STD						
0/3 (0%)	0.00	0.00						

7 - Do you recommend William Carey University to individuals seeking programs similar to the one you completed?								
Response Option	Weight	Frequency	Percent	Percent Responses		Means		
Yes	(1)	1	100.00%			1.00		
No	(2)	0	0.00%					
				0	25	50	75	100
Response Rate	Mean	STD						
1/3 (33.33%)	1.00	0.00						

8 - Approximate GPA?								
Response Option	Weight	Frequency	Percent	Percent Responses		Means		
3.5-4.0	(4)	1	100.00%			4.00		
3.0-3.5	(3)	0	0.00%					
2.5-3.0	(2)	0	0.00%					
2.0-2.5	(1)	0	0.00%					
				0	25	50	75	100
Response Rate	Mean	STD						
1/3 (33.33%)	4.00	0.00						

9 - Were you a Community or Junior college transfer?								
Response Option	Weight	Frequency	Percent	Percent Responses		Means		
Yes	(1)	0	0.00%					
No	(2)	1	100.00%					
				0	25	50	75	100
Response Rate	Mean	STD						
1/3 (33.33%)								

10 - Instruction in courses -								
Response Option	Weight	Frequency	Percent	Percent Responses		Means		
Excellent	(4)	0	0.00%			3.00		
Good	(3)	1	100.00%					
Fair	(2)	0	0.00%					
Poor	(1)	0	0.00%					
				0	25	50	75	100
Response Rate	Mean	STD						
1/3 (33.33%)	3.00	0.00						

William Carey University
 Graduate Follow-Up Survey 2020-MM-Church Music

11 - Accessibility of instructors-									
Response Option	Weight	Frequency	Percent	Percent Responses		Means			
Excellent	(4)	1	100.00%			4.00			
Good	(3)	0	0.00%						
Fair	(2)	0	0.00%						
Poor	(1)	0	0.00%						
				0	25	50	75	100	Question
Response Rate	Mean	STD							
1/3 (33.33%)	4.00	0.00							

12 - Quality of career counseling-									
Response Option	Weight	Frequency	Percent	Percent Responses		Means			
Excellent	(4)	0	0.00%			3.00			
Good	(3)	1	100.00%						
Fair	(2)	0	0.00%						
Poor	(1)	0	0.00%						
				0	25	50	75	100	Question
Response Rate	Mean	STD							
1/3 (33.33%)	3.00	0.00							

13 - Overall academic degree program -									
Response Option	Weight	Frequency	Percent	Percent Responses		Means			
Excellent	(4)	1	100.00%			4.00			
Good	(3)	0	0.00%						
Fair	(2)	0	0.00%						
Poor	(1)	0	0.00%						
				0	25	50	75	100	Question
Response Rate	Mean	STD							
1/3 (33.33%)	4.00	0.00							

William Carey University
Graduate Follow-Up Survey 2020-Master in Music Education

1 - I am presently an active member of a church								
Response Option	Weight	Frequency	Percent	Percent Responses		Means		
Yes	(1)	1	100.00%					
No	(2)	0	0.00%					
				0	25	50	75	100
Response Rate								
1/7 (14.29%)								

2 - Type of Employer:								
Response Option	Weight	Frequency	Percent	Percent Responses		Means		
Private	(5)	0	0.00%					
Military	(4)	0	0.00%					
Educational	(3)	1	100.00%					
Federal/State	(2)	0	0.00%					
Church	(1)	0	0.00%					
				0	25	50	75	100
Response Rate								
1/7 (14.29%)								

3 - Job preparation received at William Carey University:								
Response Option	Weight	Frequency	Percent	Percent Responses		Means		
Excellent	(4)	0	0.00%			3.00		
Good	(3)	1	100.00%					
Fair	(2)	0	0.00%					
Inadequate	(1)	0	0.00%					
				0	25	50	75	100
Response Rate	Mean	STD						
1/7 (14.29%)	3.00	0.00	Question					

4 - Are you:								
Response Option	Weight	Frequency	Percent	Percent Responses		Means		
Presently enrolled in a graduate program	(1)	1	100.00%			1.00		
Plan to enroll in the near future	(2)	0	0.00%					
Plan to enroll in the next five years	(3)	0	0.00%					
Do not plan to ever enroll in a graduate program	(4)	0	0.00%					
Plan to pursue a military career	(5)	0	0.00%					
				0	25	50	75	100
Response Rate	Mean	STD						
1/7 (14.29%)	1.00	0.00	Question					

5 - Employment Status:								
Response Option	Weight	Frequency	Percent	Percent Responses		Means		
Full-Time in a related field	(1)	1	100.00%			1.00		
Full-time in unrelated field	(2)	0	0.00%					
Part-time in a related field	(3)	0	0.00%					
Part-time in unrelated field	(4)	0	0.00%					
				0	25	50	75	100
Response Rate	Mean	STD						
1/7 (14.29%)	1.00	0.00	Question					

William Carey University
Graduate Follow-Up Survey 2020-Master in Music Education

6 - Unemployed Status:								
Response Option	Weight	Frequency	Percent	Percent Responses		Means		
Unemployed and not seeking employment	(1)	0	0.00%					
Unemployed and seeking employment	(2)	0	0.00%					
Retired	(3)	0	0.00%					
Not Applicable	(0)	1	100.00%					
				0	25	50	75	100
Response Rate	Mean	STD						
1/7 (14.29%)	0.00	0.00						

7 - Do you recommend William Carey University to individuals seeking programs similar to the one you completed?								
Response Option	Weight	Frequency	Percent	Percent Responses		Means		
Yes	(1)	0	0.00%					
No	(2)	0	0.00%					
				0	25	50	75	100
Response Rate	Mean	STD						
0/7 (0%)	0.00	0.00						

8 - Approximate GPA?								
Response Option	Weight	Frequency	Percent	Percent Responses		Means		
3.5-4.0	(4)	0	0.00%			3.00		
3.0-3.5	(3)	1	100.00%					
2.5-3.0	(2)	0	0.00%					
2.0-2.5	(1)	0	0.00%					
				0	25	50	75	100
Response Rate	Mean	STD						
1/7 (14.29%)	3.00	0.00						

9 - Were you a Community or Junior college transfer?								
Response Option	Weight	Frequency	Percent	Percent Responses		Means		
Yes	(1)	0	0.00%					
No	(2)	1	100.00%					
				0	25	50	75	100
Response Rate	Mean	STD						
1/7 (14.29%)								

10 - Instruction in courses -								
Response Option	Weight	Frequency	Percent	Percent Responses		Means		
Excellent	(4)	1	100.00%			4.00		
Good	(3)	0	0.00%					
Fair	(2)	0	0.00%					
Poor	(1)	0	0.00%					
				0	25	50	75	100
Response Rate	Mean	STD						
1/7 (14.29%)	4.00	0.00						

William Carey University
 Graduate Follow-Up Survey 2020-Master in Music Education

11 - Accessibility of instructors-									
Response Option	Weight	Frequency	Percent	Percent Responses		Means			
Excellent	(4)	1	100.00%			4.00			
Good	(3)	0	0.00%						
Fair	(2)	0	0.00%						
Poor	(1)	0	0.00%						
				0	25	50	75	100	Question
Response Rate	Mean	STD							
1/7 (14.29%)	4.00	0.00							

12 - Quality of career counseling-									
Response Option	Weight	Frequency	Percent	Percent Responses		Means			
Excellent	(4)	0	0.00%			3.00			
Good	(3)	1	100.00%						
Fair	(2)	0	0.00%						
Poor	(1)	0	0.00%						
				0	25	50	75	100	Question
Response Rate	Mean	STD							
1/7 (14.29%)	3.00	0.00							

13 - Overall academic degree program -									
Response Option	Weight	Frequency	Percent	Percent Responses		Means			
Excellent	(4)	0	0.00%						
Good	(3)	0	0.00%						
Fair	(2)	0	0.00%						
Poor	(1)	0	0.00%						
				0	25	50	75	100	
Response Rate	Mean	STD							
0/7 (0%)	0.00	0.00							

William Carey University
Graduate Follow-Up Survey 2020-MS-Child/Adolescent Therapy

1 - I am presently an active member of a church								
Response Option	Weight	Frequency	Percent	Percent Responses		Means		
Yes	(1)	0	0.00%					
No	(2)	1	100.00%					
				0	25	50	75	100
Response Rate								
1/13 (7.69%)								

2 - Type of Employer:								
Response Option	Weight	Frequency	Percent	Percent Responses		Means		
Private	(5)	0	0.00%					
Military	(4)	0	0.00%					
Educational	(3)	0	0.00%					
Federal/State	(2)	0	0.00%					
Church	(1)	0	0.00%					
				0	25	50	75	100
Response Rate								
0/13 (0%)								

3 - Job preparation received at William Carey University:								
Response Option	Weight	Frequency	Percent	Percent Responses		Means		
Excellent	(4)	0	0.00%					
Good	(3)	0	0.00%					
Fair	(2)	0	0.00%					
Inadequate	(1)	1	100.00%			1.00		
				0	25	50	75	100
Response Rate	Mean	STD						
1/13 (7.69%)	1.00	0.00	Question					

4 - Are you:								
Response Option	Weight	Frequency	Percent	Percent Responses		Means		
Presently enrolled in a graduate program	(1)	0	0.00%					
Plan to enroll in the near future	(2)	0	0.00%					
Plan to enroll in the next five years	(3)	0	0.00%					
Do not plan to ever enroll in a graduate program	(4)	1	100.00%			4.00		
Plan to pursue a military career	(5)	0	0.00%					
				0	25	50	75	100
Response Rate	Mean	STD						
1/13 (7.69%)	4.00	0.00	Question					

5 - Employment Status:								
Response Option	Weight	Frequency	Percent	Percent Responses		Means		
Full-Time in a related field	(1)	0	0.00%					
Full-time in unrelated field	(2)	0	0.00%					
Part-time in a related field	(3)	0	0.00%					
Part-time in unrelated field	(4)	0	0.00%					
				0	25	50	75	100
Response Rate	Mean	STD						
0/13 (0%)	0.00	0.00						

William Carey University
Graduate Follow-Up Survey 2020-MS-Child/Adolescent Therapy

6 - Unemployed Status:						
Response Option	Weight	Frequency	Percent	Percent Responses	Means	
Unemployed and not seeking employment	(1)	0	0.00%		2.00	
Unemployed and seeking employment	(2)	1	100.00%			
Retired	(3)	0	0.00%			
Not Applicable	(0)	0	0.00%			
				0 25 50 75 100	Question	
Response Rate	Mean	STD				
1/13 (7.69%)	2.00	0.00				

7 - Do you recommend William Carey University to individuals seeking programs similar to the one you completed?						
Response Option	Weight	Frequency	Percent	Percent Responses	Means	
Yes	(1)	1	100.00%		1.00	
No	(2)	0	0.00%			
				0 25 50 75 100	Question	
Response Rate	Mean	STD				
1/13 (7.69%)	1.00	0.00				

8 - Approximate GPA?						
Response Option	Weight	Frequency	Percent	Percent Responses	Means	
3.5-4.0	(4)	1	100.00%		4.00	
3.0-3.5	(3)	0	0.00%			
2.5-3.0	(2)	0	0.00%			
2.0-2.5	(1)	0	0.00%			
				0 25 50 75 100	Question	
Response Rate	Mean	STD				
1/13 (7.69%)	4.00	0.00				

9 - Were you a Community or Junior college transfer?						
Response Option	Weight	Frequency	Percent	Percent Responses	Means	
Yes	(1)	0	0.00%			
No	(2)	1	100.00%			
				0 25 50 75 100	Question	
Response Rate	Mean	STD				
1/13 (7.69%)						

10 - Instruction in courses -						
Response Option	Weight	Frequency	Percent	Percent Responses	Means	
Excellent	(4)	1	100.00%		4.00	
Good	(3)	0	0.00%			
Fair	(2)	0	0.00%			
Poor	(1)	0	0.00%			
				0 25 50 75 100	Question	
Response Rate	Mean	STD				
1/13 (7.69%)	4.00	0.00				

William Carey University
Graduate Follow-Up Survey 2020-MS-Child/Adolescent Therapy

11 - Accessibility of instructors-									
Response Option	Weight	Frequency	Percent	Percent Responses		Means			
Excellent	(4)	0	0.00%			3.00			
Good	(3)	1	100.00%						
Fair	(2)	0	0.00%						
Poor	(1)	0	0.00%						
				0	25	50	75	100	Question
Response Rate	Mean	STD							
1/13 (7.69%)	3.00	0.00							

12 - Quality of career counseling-									
Response Option	Weight	Frequency	Percent	Percent Responses		Means			
Excellent	(4)	0	0.00%			2.00			
Good	(3)	0	0.00%						
Fair	(2)	1	100.00%						
Poor	(1)	0	0.00%						
				0	25	50	75	100	Question
Response Rate	Mean	STD							
1/13 (7.69%)	2.00	0.00							

13 - Overall academic degree program -									
Response Option	Weight	Frequency	Percent	Percent Responses		Means			
Excellent	(4)	1	100.00%			4.00			
Good	(3)	0	0.00%						
Fair	(2)	0	0.00%						
Poor	(1)	0	0.00%						
				0	25	50	75	100	Question
Response Rate	Mean	STD							
1/13 (7.69%)	4.00	0.00							

William Carey University
Graduate Follow-Up Survey 2020-MS in Counseling Psychology

1 - I am presently an active member of a church								
Response Option	Weight	Frequency	Percent	Percent Responses		Means		
Yes	(1)	1	50.00%					
No	(2)	1	50.00%					
				0	25	50	75	100
Response Rate								
2/3 (66.67%)								

2 - Type of Employer:								
Response Option	Weight	Frequency	Percent	Percent Responses		Means		
Private	(5)	1	50.00%					
Military	(4)	0	0.00%					
Educational	(3)	0	0.00%					
Federal/State	(2)	1	50.00%					
Church	(1)	0	0.00%					
				0	25	50	75	100
Response Rate								
2/3 (66.67%)								

3 - Job preparation received at William Carey University:								
Response Option	Weight	Frequency	Percent	Percent Responses		Means		
Excellent	(4)	1	50.00%			2.50		
Good	(3)	0	0.00%					
Fair	(2)	0	0.00%					
Inadequate	(1)	1	50.00%					
				0	25	50	75	100
Response Rate	Mean	STD						
2/3 (66.67%)	2.50	2.12						

4 - Are you:								
Response Option	Weight	Frequency	Percent	Percent Responses		Means		
Presently enrolled in a graduate program	(1)	2	100.00%			1.00		
Plan to enroll in the near future	(2)	0	0.00%					
Plan to enroll in the next five years	(3)	0	0.00%					
Do not plan to ever enroll in a graduate program	(4)	0	0.00%					
Plan to pursue a military career	(5)	0	0.00%					
				0	25	50	75	100
Response Rate	Mean	STD						
2/3 (66.67%)	1.00	0.00						

5 - Employment Status:								
Response Option	Weight	Frequency	Percent	Percent Responses		Means		
Full-Time in a related field	(1)	2	100.00%			1.00		
Full-time in unrelated field	(2)	0	0.00%					
Part-time in a related field	(3)	0	0.00%					
Part-time in unrelated field	(4)	0	0.00%					
				0	25	50	75	100
Response Rate	Mean	STD						
2/3 (66.67%)	1.00	0.00						

William Carey University
Graduate Follow-Up Survey 2020-MS in Counseling Psychology

6 - Unemployed Status:						
Response Option	Weight	Frequency	Percent	Percent Responses	Means	
Unemployed and not seeking employment	(1)	0	0.00%			
Unemployed and seeking employment	(2)	0	0.00%			
Retired	(3)	0	0.00%			
Not Applicable	(0)	2	100.00%			
Response Rate	Mean	STD				
2/3 (66.67%)	0.00	0.00				

7 - Do you recommend William Carey University to individuals seeking programs similar to the one you completed?						
Response Option	Weight	Frequency	Percent	Percent Responses	Means	
Yes	(1)	1	50.00%		1.50	
No	(2)	1	50.00%			
Response Rate	Mean	STD				
2/3 (66.67%)	1.50	0.71				

8 - Approximate GPA?						
Response Option	Weight	Frequency	Percent	Percent Responses	Means	
3.5-4.0	(4)	1	50.00%		3.50	
3.0-3.5	(3)	1	50.00%			
2.5-3.0	(2)	0	0.00%			
2.0-2.5	(1)	0	0.00%			
Response Rate	Mean	STD				
2/3 (66.67%)	3.50	0.71				

9 - Were you a Community or Junior college transfer?						
Response Option	Weight	Frequency	Percent	Percent Responses	Means	
Yes	(1)	0	0.00%			
No	(2)	2	100.00%			
Response Rate	Mean	STD				
2/3 (66.67%)						

10 - Instruction in courses -						
Response Option	Weight	Frequency	Percent	Percent Responses	Means	
Excellent	(4)	1	50.00%		2.50	
Good	(3)	0	0.00%			
Fair	(2)	0	0.00%			
Poor	(1)	1	50.00%			
Response Rate	Mean	STD				
2/3 (66.67%)	2.50	2.12				

William Carey University
Graduate Follow-Up Survey 2020-MS in Counseling Psychology

11 - Accessibility of instructors-						
Response Option	Weight	Frequency	Percent	Percent Responses	Means	
Excellent	(4)	1	50.00%		2.50	
Good	(3)	0	0.00%			
Fair	(2)	0	0.00%			
Poor	(1)	1	50.00%			
				0 25 50 75 100	Question	
Response Rate	Mean	STD				
2/3 (66.67%)	2.50	2.12				

12 - Quality of career counseling-						
Response Option	Weight	Frequency	Percent	Percent Responses	Means	
Excellent	(4)	1	50.00%		2.50	
Good	(3)	0	0.00%			
Fair	(2)	0	0.00%			
Poor	(1)	1	50.00%			
				0 25 50 75 100	Question	
Response Rate	Mean	STD				
2/3 (66.67%)	2.50	2.12				

13 - Overall academic degree program -						
Response Option	Weight	Frequency	Percent	Percent Responses	Means	
Excellent	(4)	1	50.00%		2.50	
Good	(3)	0	0.00%			
Fair	(2)	0	0.00%			
Poor	(1)	1	50.00%			
				0 25 50 75 100	Question	
Response Rate	Mean	STD				
2/3 (66.67%)	2.50	2.12				

William Carey University
Graduate Follow-Up Survey 2020-MS-School Counseling

1 - I am presently an active member of a church								
Response Option	Weight	Frequency	Percent	Percent Responses		Means		
Yes	(1)	1	100.00%					
No	(2)	0	0.00%					
				0	25	50	75	100
Response Rate								
1/7 (14.29%)								

2 - Type of Employer:								
Response Option	Weight	Frequency	Percent	Percent Responses		Means		
Private	(5)	0	0.00%					
Military	(4)	0	0.00%					
Educational	(3)	1	100.00%					
Federal/State	(2)	0	0.00%					
Church	(1)	0	0.00%					
				0	25	50	75	100
Response Rate								
1/7 (14.29%)								

3 - Job preparation received at William Carey University:								
Response Option	Weight	Frequency	Percent	Percent Responses		Means		
Excellent	(4)	1	100.00%			4.00		
Good	(3)	0	0.00%					
Fair	(2)	0	0.00%					
Inadequate	(1)	0	0.00%					
				0	25	50	75	100
Response Rate	Mean	STD						
1/7 (14.29%)	4.00	0.00	Question					

4 - Are you:								
Response Option	Weight	Frequency	Percent	Percent Responses		Means		
Presently enrolled in a graduate program	(1)	0	0.00%					
Plan to enroll in the near future	(2)	0	0.00%					
Plan to enroll in the next five years	(3)	0	0.00%					
Do not plan to ever enroll in a graduate program	(4)	0	0.00%					
Plan to pursue a military career	(5)	0	0.00%					
				0	25	50	75	100
Response Rate	Mean	STD						
0/7 (0%)	0.00	0.00						

5 - Employment Status:								
Response Option	Weight	Frequency	Percent	Percent Responses		Means		
Full-Time in a related field	(1)	1	100.00%			1.00		
Full-time in unrelated field	(2)	0	0.00%					
Part-time in a related field	(3)	0	0.00%					
Part-time in unrelated field	(4)	0	0.00%					
				0	25	50	75	100
Response Rate	Mean	STD						
1/7 (14.29%)	1.00	0.00	Question					

William Carey University
Graduate Follow-Up Survey 2020-MS-School Counseling

6 - Unemployed Status:								
Response Option	Weight	Frequency	Percent	Percent Responses		Means		
Unemployed and not seeking employment	(1)	0	0.00%					
Unemployed and seeking employment	(2)	0	0.00%					
Retired	(3)	0	0.00%					
Not Applicable	(0)	1	100.00%					
				0	25	50	75	100
Response Rate	Mean	STD						
1/7 (14.29%)	0.00	0.00						

7 - Do you recommend William Carey University to individuals seeking programs similar to the one you completed?								
Response Option	Weight	Frequency	Percent	Percent Responses		Means		
Yes	(1)	1	100.00%			1.00		
No	(2)	0	0.00%					
				0	25	50	75	100
Response Rate	Mean	STD						
1/7 (14.29%)	1.00	0.00						

8 - Approximate GPA?								
Response Option	Weight	Frequency	Percent	Percent Responses		Means		
3.5-4.0	(4)	1	100.00%			4.00		
3.0-3.5	(3)	0	0.00%					
2.5-3.0	(2)	0	0.00%					
2.0-2.5	(1)	0	0.00%					
				0	25	50	75	100
Response Rate	Mean	STD						
1/7 (14.29%)	4.00	0.00						

9 - Were you a Community or Junior college transfer?								
Response Option	Weight	Frequency	Percent	Percent Responses		Means		
Yes	(1)	0	0.00%					
No	(2)	1	100.00%					
				0	25	50	75	100
Response Rate	Mean	STD						
1/7 (14.29%)								

10 - Instruction in courses -								
Response Option	Weight	Frequency	Percent	Percent Responses		Means		
Excellent	(4)	1	100.00%			4.00		
Good	(3)	0	0.00%					
Fair	(2)	0	0.00%					
Poor	(1)	0	0.00%					
				0	25	50	75	100
Response Rate	Mean	STD						
1/7 (14.29%)	4.00	0.00						

William Carey University
Graduate Follow-Up Survey 2020-MS-School Counseling

11 - Accessibility of instructors-									
Response Option	Weight	Frequency	Percent	Percent Responses		Means			
Excellent	(4)	1	100.00%			4.00			
Good	(3)	0	0.00%						
Fair	(2)	0	0.00%						
Poor	(1)	0	0.00%						
				0	25	50	75	100	Question
Response Rate	Mean	STD							
1/7 (14.29%)	4.00	0.00							

12 - Quality of career counseling-									
Response Option	Weight	Frequency	Percent	Percent Responses		Means			
Excellent	(4)	1	100.00%			4.00			
Good	(3)	0	0.00%						
Fair	(2)	0	0.00%						
Poor	(1)	0	0.00%						
				0	25	50	75	100	Question
Response Rate	Mean	STD							
1/7 (14.29%)	4.00	0.00							

13 - Overall academic degree program -									
Response Option	Weight	Frequency	Percent	Percent Responses		Means			
Excellent	(4)	1	100.00%			4.00			
Good	(3)	0	0.00%						
Fair	(2)	0	0.00%						
Poor	(1)	0	0.00%						
				0	25	50	75	100	Question
Response Rate	Mean	STD							
1/7 (14.29%)	4.00	0.00							

William Carey University

Graduate Follow-Up Survey 2020-MS in Counselor Education-Clinical Mental Health Counseling

1 - I am presently an active member of a church								
Response Option	Weight	Frequency	Percent	Percent Responses		Means		
Yes	(1)	1	100.00%					
No	(2)	0	0.00%					
				0	25	50	75	100
Response Rate								
1/7 (14.29%)								

2 - Type of Employer:								
Response Option	Weight	Frequency	Percent	Percent Responses		Means		
Private	(5)	1	100.00%					
Military	(4)	0	0.00%					
Educational	(3)	0	0.00%					
Federal/State	(2)	0	0.00%					
Church	(1)	0	0.00%					
				0	25	50	75	100
Response Rate								
1/7 (14.29%)								

3 - Job preparation received at William Carey University:								
Response Option	Weight	Frequency	Percent	Percent Responses		Means		
Excellent	(4)	0	0.00%			3.00		
Good	(3)	1	100.00%					
Fair	(2)	0	0.00%					
Inadequate	(1)	0	0.00%					
				0	25	50	75	100
Response Rate	Mean	STD						
1/7 (14.29%)	3.00	0.00						

4 - Are you:								
Response Option	Weight	Frequency	Percent	Percent Responses		Means		
Presently enrolled in a graduate program	(1)	0	0.00%			4.00		
Plan to enroll in the near future	(2)	0	0.00%					
Plan to enroll in the next five years	(3)	0	0.00%					
Do not plan to ever enroll in a graduate program	(4)	1	100.00%					
Plan to pursue a military career	(5)	0	0.00%					
				0	25	50	75	100
Response Rate	Mean	STD						
1/7 (14.29%)	4.00	0.00						

5 - Employment Status:								
Response Option	Weight	Frequency	Percent	Percent Responses		Means		
Full-Time in a related field	(1)	1	100.00%			1.00		
Full-time in unrelated field	(2)	0	0.00%					
Part-time in a related field	(3)	0	0.00%					
Part-time in unrelated field	(4)	0	0.00%					
				0	25	50	75	100
Response Rate	Mean	STD						
1/7 (14.29%)	1.00	0.00						

6 - Unemployed Status:								
Response Option	Weight	Frequency	Percent	Percent Responses		Means		
Unemployed and not seeking employment	(1)	0	0.00%					
Unemployed and seeking employment	(2)	0	0.00%					
Retired	(3)	0	0.00%					
Not Applicable	(0)	1	100.00%					
				0	25	50	75	100
Response Rate	Mean	STD						
1/7 (14.29%)	0.00	0.00						

7 - Do you recommend William Carey University to individuals seeking programs similar to the one you completed?								
Response Option	Weight	Frequency	Percent	Percent Responses		Means		
Yes	(1)	1	100.00%			1.00		
No	(2)	0	0.00%					
				0	25	50	75	100
Response Rate	Mean	STD						
1/7 (14.29%)	1.00	0.00						

8 - Approximate GPA?								
Response Option	Weight	Frequency	Percent	Percent Responses		Means		
3.5-4.0	(4)	1	100.00%			4.00		
3.0-3.5	(3)	0	0.00%					
2.5-3.0	(2)	0	0.00%					
2.0-2.5	(1)	0	0.00%					
				0	25	50	75	100
Response Rate	Mean	STD						
1/7 (14.29%)	4.00	0.00						

9 - Were you a Community or Junior college transfer?								
Response Option	Weight	Frequency	Percent	Percent Responses		Means		
Yes	(1)	0	0.00%					
No	(2)	0	0.00%					
				0	25	50	75	100
Response Rate	Mean	STD						
0/7 (0%)								

10 - Instruction in courses -								
Response Option	Weight	Frequency	Percent	Percent Responses		Means		
Excellent	(4)	0	0.00%			3.00		
Good	(3)	1	100.00%					
Fair	(2)	0	0.00%					
Poor	(1)	0	0.00%					
				0	25	50	75	100
Response Rate	Mean	STD						
1/7 (14.29%)	3.00	0.00						

11 - Accessibility of instructors-									
Response Option	Weight	Frequency	Percent	Percent Responses		Means			
Excellent	(4)	1	100.00%			4.00			
Good	(3)	0	0.00%						
Fair	(2)	0	0.00%						
Poor	(1)	0	0.00%						
				0	25	50	75	100	Question
Response Rate	Mean	STD							
1/7 (14.29%)	4.00	0.00							

12 - Quality of career counseling-									
Response Option	Weight	Frequency	Percent	Percent Responses		Means			
Excellent	(4)	1	100.00%			4.00			
Good	(3)	0	0.00%						
Fair	(2)	0	0.00%						
Poor	(1)	0	0.00%						
				0	25	50	75	100	Question
Response Rate	Mean	STD							
1/7 (14.29%)	4.00	0.00							

13 - Overall academic degree program -									
Response Option	Weight	Frequency	Percent	Percent Responses		Means			
Excellent	(4)	1	100.00%			4.00			
Good	(3)	0	0.00%						
Fair	(2)	0	0.00%						
Poor	(1)	0	0.00%						
				0	25	50	75	100	Question
Response Rate	Mean	STD							
1/7 (14.29%)	4.00	0.00							

William Carey University
Graduate Follow-Up Survey 2020-Master of Science in Criminal Justice

1 - I am presently an active member of a church								
Response Option	Weight	Frequency	Percent	Percent Responses		Means		
Yes	(1)	1	100.00%					
No	(2)	0	0.00%					
				0	25	50	75	100
Response Rate								
1/2 (50%)								

2 - Type of Employer:								
Response Option	Weight	Frequency	Percent	Percent Responses		Means		
Private	(5)	0	0.00%					
Military	(4)	0	0.00%					
Educational	(3)	0	0.00%					
Federal/State	(2)	1	100.00%					
Church	(1)	0	0.00%					
				0	25	50	75	100
Response Rate								
1/2 (50%)								

3 - Job preparation received at William Carey University:								
Response Option	Weight	Frequency	Percent	Percent Responses		Means		
Excellent	(4)	0	0.00%					
Good	(3)	0	0.00%					
Fair	(2)	0	0.00%					
Inadequate	(1)	0	0.00%					
				0	25	50	75	100
Response Rate	Mean	STD						
0/2 (0%)	0.00	0.00						

4 - Are you:								
Response Option	Weight	Frequency	Percent	Percent Responses		Means		
Presently enrolled in a graduate program	(1)	0	0.00%					
Plan to enroll in the near future	(2)	0	0.00%					
Plan to enroll in the next five years	(3)	0	0.00%					
Do not plan to ever enroll in a graduate program	(4)	0	0.00%					
Plan to pursue a military career	(5)	0	0.00%					
				0	25	50	75	100
Response Rate	Mean	STD						
0/2 (0%)	0.00	0.00						

5 - Employment Status:								
Response Option	Weight	Frequency	Percent	Percent Responses		Means		
Full-Time in a related field	(1)	1	100.00%			1.00 		
Full-time in unrelated field	(2)	0	0.00%					
Part-time in a related field	(3)	0	0.00%					
Part-time in unrelated field	(4)	0	0.00%					
				0	25	50	75	100
Response Rate	Mean	STD		Question				
1/2 (50%)	1.00	0.00						

William Carey University
Graduate Follow-Up Survey 2020-Master of Science in Criminal Justice

6 - Unemployed Status:								
Response Option	Weight	Frequency	Percent	Percent Responses		Means		
Unemployed and not seeking employment	(1)	0	0.00%					
Unemployed and seeking employment	(2)	0	0.00%					
Retired	(3)	0	0.00%					
Not Applicable	(0)	0	0.00%					
				0	25	50	75	100
Response Rate	Mean	STD						
0/2 (0%)	0.00	0.00						

7 - Do you recommend William Carey University to individuals seeking programs similar to the one you completed?								
Response Option	Weight	Frequency	Percent	Percent Responses		Means		
Yes	(1)	1	100.00%			1.00		
No	(2)	0	0.00%					
				0	25	50	75	100
Response Rate	Mean	STD						
1/2 (50%)	1.00	0.00						

8 - Approximate GPA?								
Response Option	Weight	Frequency	Percent	Percent Responses		Means		
3.5-4.0	(4)	1	100.00%			4.00		
3.0-3.5	(3)	0	0.00%					
2.5-3.0	(2)	0	0.00%					
2.0-2.5	(1)	0	0.00%					
				0	25	50	75	100
Response Rate	Mean	STD						
1/2 (50%)	4.00	0.00						

9 - Were you a Community or Junior college transfer?								
Response Option	Weight	Frequency	Percent	Percent Responses		Means		
Yes	(1)	0	0.00%					
No	(2)	1	100.00%					
				0	25	50	75	100
Response Rate	Mean	STD						
1/2 (50%)								

10 - Instruction in courses -								
Response Option	Weight	Frequency	Percent	Percent Responses		Means		
Excellent	(4)	1	100.00%			4.00		
Good	(3)	0	0.00%					
Fair	(2)	0	0.00%					
Poor	(1)	0	0.00%					
				0	25	50	75	100
Response Rate	Mean	STD						
1/2 (50%)	4.00	0.00						

William Carey University
Graduate Follow-Up Survey 2020-Master of Science in Criminal Justice

11 - Accessibility of instructors-									
Response Option	Weight	Frequency	Percent	Percent Responses		Means			
Excellent	(4)	1	100.00%			4.00			
Good	(3)	0	0.00%						
Fair	(2)	0	0.00%						
Poor	(1)	0	0.00%						
				0	25	50	75	100	Question
Response Rate	Mean	STD							
1/2 (50%)	4.00	0.00							

12 - Quality of career counseling-									
Response Option	Weight	Frequency	Percent	Percent Responses		Means			
Excellent	(4)	0	0.00%			2.00			
Good	(3)	0	0.00%						
Fair	(2)	1	100.00%						
Poor	(1)	0	0.00%						
				0	25	50	75	100	Question
Response Rate	Mean	STD							
1/2 (50%)	2.00	0.00							

13 - Overall academic degree program -									
Response Option	Weight	Frequency	Percent	Percent Responses		Means			
Excellent	(4)	1	100.00%			4.00			
Good	(3)	0	0.00%						
Fair	(2)	0	0.00%						
Poor	(1)	0	0.00%						
				0	25	50	75	100	Question
Response Rate	Mean	STD							
1/2 (50%)	4.00	0.00							

William Carey University
Graduate Follow-Up Survey 2020-MS in Health Administration and Education

1 - I am presently an active member of a church								
Response Option	Weight	Frequency	Percent	Percent Responses		Means		
Yes	(1)	4	100.00%					
No	(2)	0	0.00%					
				0	25	50	75	100
Response Rate								
4/8 (50%)								

2 - Type of Employer:								
Response Option	Weight	Frequency	Percent	Percent Responses		Means		
Private	(5)	3	75.00%					
Military	(4)	0	0.00%					
Educational	(3)	0	0.00%					
Federal/State	(2)	1	25.00%					
Church	(1)	0	0.00%					
				0	25	50	75	100
Response Rate								
4/8 (50%)								

3 - Job preparation received at William Carey University:									
Response Option	Weight	Frequency	Percent	Percent Responses		Means			
Excellent	(4)	2	50.00%			3.00			
Good	(3)	1	25.00%						
Fair	(2)	0	0.00%						
Inadequate	(1)	1	25.00%						
				0	25	50	75	100	Question
Response Rate	Mean	STD							
4/8 (50%)	3.00	1.41							

4 - Are you:									
Response Option	Weight	Frequency	Percent	Percent Responses		Means			
Presently enrolled in a graduate program	(1)	3	75.00%			1.25			
Plan to enroll in the near future	(2)	1	25.00%						
Plan to enroll in the next five years	(3)	0	0.00%						
Do not plan to ever enroll in a graduate program	(4)	0	0.00%						
Plan to pursue a military career	(5)	0	0.00%						
				0	25	50	75	100	Question
Response Rate	Mean	STD							
4/8 (50%)	1.25	0.50							

5 - Employment Status:									
Response Option	Weight	Frequency	Percent	Percent Responses		Means			
Full-Time in a related field	(1)	3	75.00%			1.25			
Full-time in unrelated field	(2)	1	25.00%						
Part-time in a related field	(3)	0	0.00%						
Part-time in unrelated field	(4)	0	0.00%						
				0	25	50	75	100	Question
Response Rate	Mean	STD							
4/8 (50%)	1.25	0.50							

William Carey University
Graduate Follow-Up Survey 2020-MS in Health Administration and Education

6 - Unemployed Status:						
Response Option	Weight	Frequency	Percent	Percent Responses	Means	
Unemployed and not seeking employment	(1)	0	0.00%			
Unemployed and seeking employment	(2)	1	33.33%			
Retired	(3)	0	0.00%			
Not Applicable	(0)	2	66.67%			
				0 25 50 75 100	Question	
Response Rate	Mean	STD				
3/8 (37.5%)	2.00	0.00				




7 - Do you recommend William Carey University to individuals seeking programs similar to the one you completed?						
Response Option	Weight	Frequency	Percent	Percent Responses	Means	
Yes	(1)	4	100.00%			
No	(2)	0	0.00%			
				0 25 50 75 100	Question	
Response Rate	Mean	STD				
4/8 (50%)	1.00	0.00				





8 - Approximate GPA?						
Response Option	Weight	Frequency	Percent	Percent Responses	Means	
3.5-4.0	(4)	2	50.00%			
3.0-3.5	(3)	2	50.00%			
2.5-3.0	(2)	0	0.00%			
2.0-2.5	(1)	0	0.00%			
				0 25 50 75 100	Question	
Response Rate	Mean	STD				
4/8 (50%)	3.50	0.58				




9 - Were you a Community or Junior college transfer?						
Response Option	Weight	Frequency	Percent	Percent Responses	Means	
Yes	(1)	3	75.00%			
No	(2)	1	25.00%			
				0 25 50 75 100	Question	
Response Rate	Mean	STD				
4/8 (50%)						

10 - Instruction in courses -						
Response Option	Weight	Frequency	Percent	Percent Responses	Means	
Excellent	(4)	3	75.00%			
Good	(3)	1	25.00%			
Fair	(2)	0	0.00%			
Poor	(1)	0	0.00%			
				0 25 50 75 100	Question	
Response Rate	Mean	STD				
4/8 (50%)	3.75	0.50				

William Carey University
Graduate Follow-Up Survey 2020-MS in Health Administration and Education

11 - Accessibility of instructors-						
Response Option	Weight	Frequency	Percent	Percent Responses	Means	
Excellent	(4)	3	75.00%			
Good	(3)	1	25.00%			
Fair	(2)	0	0.00%			
Poor	(1)	0	0.00%			
				0 25 50 75 100	Question	
Response Rate	Mean	STD				
4/8 (50%)	3.75	0.50				

12 - Quality of career counseling-						
Response Option	Weight	Frequency	Percent	Percent Responses	Means	
Excellent	(4)	2	50.00%			
Good	(3)	1	25.00%			
Fair	(2)	0	0.00%			
Poor	(1)	1	25.00%			
				0 25 50 75 100	Question	
Response Rate	Mean	STD				
4/8 (50%)	3.00	1.41				

13 - Overall academic degree program -						
Response Option	Weight	Frequency	Percent	Percent Responses	Means	
Excellent	(4)	3	75.00%			
Good	(3)	1	25.00%			
Fair	(2)	0	0.00%			
Poor	(1)	0	0.00%			
				0 25 50 75 100	Question	
Response Rate	Mean	STD				
4/8 (50%)	3.75	0.50				

William Carey University
Graduate Follow-Up Survey 2020-Master of Science in Nursing

1 - I am presently an active member of a church								
Response Option	Weight	Frequency	Percent	Percent Responses		Means		
Yes	(1)	2	66.67%					
No	(2)	1	33.33%					
				0	25	50	75	100
Response Rate								
3/11 (27.27%)								

2 - Type of Employer:								
Response Option	Weight	Frequency	Percent	Percent Responses		Means		
Private	(5)	1	33.33%					
Military	(4)	0	0.00%					
Educational	(3)	2	66.67%					
Federal/State	(2)	0	0.00%					
Church	(1)	0	0.00%					
				0	25	50	75	100
Response Rate								
3/11 (27.27%)								

3 - Job preparation received at William Carey University:								
Response Option	Weight	Frequency	Percent	Percent Responses		Means		
Excellent	(4)	2	66.67%			3.67		
Good	(3)	1	33.33%					
Fair	(2)	0	0.00%					
Inadequate	(1)	0	0.00%					
				0	25	50	75	100
Response Rate	Mean	STD						
3/11 (27.27%)	3.67	0.58						

4 - Are you:								
Response Option	Weight	Frequency	Percent	Percent Responses		Means		
Presently enrolled in a graduate program	(1)	1	33.33%			2.00		
Plan to enroll in the near future	(2)	1	33.33%					
Plan to enroll in the next five years	(3)	1	33.33%					
Do not plan to ever enroll in a graduate program	(4)	0	0.00%					
Plan to pursue a military career	(5)	0	0.00%					
				0	25	50	75	100
Response Rate	Mean	STD						
3/11 (27.27%)	2.00	1.00						

5 - Employment Status:								
Response Option	Weight	Frequency	Percent	Percent Responses		Means		
Full-Time in a related field	(1)	3	100.00%			1.00		
Full-time in unrelated field	(2)	0	0.00%					
Part-time in a related field	(3)	0	0.00%					
Part-time in unrelated field	(4)	0	0.00%					
				0	25	50	75	100
Response Rate	Mean	STD						
3/11 (27.27%)	1.00	0.00						

William Carey University
Graduate Follow-Up Survey 2020-Master of Science in Nursing

6 - Unemployed Status:								
Response Option	Weight	Frequency	Percent	Percent Responses		Means		
Unemployed and not seeking employment	(1)	0	0.00%					
Unemployed and seeking employment	(2)	0	0.00%					
Retired	(3)	0	0.00%					
Not Applicable	(0)	2	100.00%					
				0	25	50	75	100
Response Rate	Mean	STD						
2/11 (18.18%)	0.00	0.00						

7 - Do you recommend William Carey University to individuals seeking programs similar to the one you completed?								
Response Option	Weight	Frequency	Percent	Percent Responses		Means		
Yes	(1)	3	100.00%			1.00		
No	(2)	0	0.00%					
				0	25	50	75	100
Response Rate	Mean	STD						
3/11 (27.27%)	1.00	0.00						

8 - Approximate GPA?								
Response Option	Weight	Frequency	Percent	Percent Responses		Means		
3.5-4.0	(4)	3	100.00%			4.00		
3.0-3.5	(3)	0	0.00%					
2.5-3.0	(2)	0	0.00%					
2.0-2.5	(1)	0	0.00%					
				0	25	50	75	100
Response Rate	Mean	STD						
3/11 (27.27%)	4.00	0.00						

9 - Were you a Community or Junior college transfer?								
Response Option	Weight	Frequency	Percent	Percent Responses		Means		
Yes	(1)	2	66.67%					
No	(2)	1	33.33%					
				0	25	50	75	100
Response Rate	Mean	STD						
3/11 (27.27%)								

10 - Instruction in courses -								
Response Option	Weight	Frequency	Percent	Percent Responses		Means		
Excellent	(4)	3	100.00%			4.00		
Good	(3)	0	0.00%					
Fair	(2)	0	0.00%					
Poor	(1)	0	0.00%					
				0	25	50	75	100
Response Rate	Mean	STD						
3/11 (27.27%)	4.00	0.00						

William Carey University
Graduate Follow-Up Survey 2020-Master of Science in Nursing

11 - Accessibility of instructors-									
Response Option	Weight	Frequency	Percent	Percent Responses		Means			
Excellent	(4)	3	100.00%			4.00			
Good	(3)	0	0.00%						
Fair	(2)	0	0.00%						
Poor	(1)	0	0.00%						
				0	25	50	75	100	Question
Response Rate	Mean	STD							
3/11 (27.27%)	4.00	0.00							

12 - Quality of career counseling-									
Response Option	Weight	Frequency	Percent	Percent Responses		Means			
Excellent	(4)	2	66.67%			3.67			
Good	(3)	1	33.33%						
Fair	(2)	0	0.00%						
Poor	(1)	0	0.00%						
				0	25	50	75	100	Question
Response Rate	Mean	STD							
3/11 (27.27%)	3.67	0.58							

13 - Overall academic degree program -									
Response Option	Weight	Frequency	Percent	Percent Responses		Means			
Excellent	(4)	2	66.67%			3.67			
Good	(3)	1	33.33%						
Fair	(2)	0	0.00%						
Poor	(1)	0	0.00%						
				0	25	50	75	100	Question
Response Rate	Mean	STD							
3/11 (27.27%)	3.67	0.58							

William Carey University
Graduate Follow-Up Survey 2020-MSN-MBA

1 - I am presently an active member of a church								
Response Option	Weight	Frequency	Percent	Percent Responses		Means		
Yes	(1)	3	100.00%					
No	(2)	0	0.00%					
				0	25	50	75	100
Response Rate								
3/5 (60%)								

2 - Type of Employer:								
Response Option	Weight	Frequency	Percent	Percent Responses		Means		
Private	(5)	3	100.00%					
Military	(4)	0	0.00%					
Educational	(3)	0	0.00%					
Federal/State	(2)	0	0.00%					
Church	(1)	0	0.00%					
				0	25	50	75	100
Response Rate								
3/5 (60%)								

3 - Job preparation received at William Carey University:								
Response Option	Weight	Frequency	Percent	Percent Responses		Means		
Excellent	(4)	2	66.67%			3.33		
Good	(3)	0	0.00%					
Fair	(2)	1	33.33%					
Inadequate	(1)	0	0.00%					
				0	25	50	75	100
Response Rate	Mean	STD						
3/5 (60%)	3.33	1.15						

4 - Are you:								
Response Option	Weight	Frequency	Percent	Percent Responses		Means		
Presently enrolled in a graduate program	(1)	1	50.00%			2.50		
Plan to enroll in the near future	(2)	0	0.00%					
Plan to enroll in the next five years	(3)	0	0.00%					
Do not plan to ever enroll in a graduate program	(4)	1	50.00%					
Plan to pursue a military career	(5)	0	0.00%					
				0	25	50	75	100
Response Rate	Mean	STD						
2/5 (40%)	2.50	2.12						

5 - Employment Status:								
Response Option	Weight	Frequency	Percent	Percent Responses		Means		
Full-Time in a related field	(1)	2	66.67%			1.33		
Full-time in unrelated field	(2)	1	33.33%					
Part-time in a related field	(3)	0	0.00%					
Part-time in unrelated field	(4)	0	0.00%					
				0	25	50	75	100
Response Rate	Mean	STD						
3/5 (60%)	1.33	0.58						

William Carey University
Graduate Follow-Up Survey 2020-MSN-MBA

6 - Unemployed Status:						
Response Option	Weight	Frequency	Percent	Percent Responses	Means	
Unemployed and not seeking employment	(1)	0	0.00%			
Unemployed and seeking employment	(2)	0	0.00%			
Retired	(3)	0	0.00%			
Not Applicable	(0)	1	100.00%			
				0 25 50 75 100		
Response Rate	Mean	STD				
1/5 (20%)	0.00	0.00				


7 - Do you recommend William Carey University to individuals seeking programs similar to the one you completed?						
Response Option	Weight	Frequency	Percent	Percent Responses	Means	
Yes	(1)	3	100.00%			
No	(2)	0	0.00%			
				0 25 50 75 100	Question	
Response Rate	Mean	STD				
3/5 (60%)	1.00	0.00				



8 - Approximate GPA?						
Response Option	Weight	Frequency	Percent	Percent Responses	Means	
3.5-4.0	(4)	3	100.00%			
3.0-3.5	(3)	0	0.00%			
2.5-3.0	(2)	0	0.00%			
2.0-2.5	(1)	0	0.00%			
				0 25 50 75 100	Question	
Response Rate	Mean	STD				
3/5 (60%)	4.00	0.00				



9 - Were you a Community or Junior college transfer?						
Response Option	Weight	Frequency	Percent	Percent Responses	Means	
Yes	(1)	1	33.33%			
No	(2)	2	66.67%			
				0 25 50 75 100		
Response Rate	Mean	STD				
3/5 (60%)						

10 - Instruction in courses -						
Response Option	Weight	Frequency	Percent	Percent Responses	Means	
Excellent	(4)	2	66.67%			
Good	(3)	1	33.33%			
Fair	(2)	0	0.00%			
Poor	(1)	0	0.00%			
				0 25 50 75 100	Question	
Response Rate	Mean	STD				
3/5 (60%)	3.67	0.58				

William Carey University
Graduate Follow-Up Survey 2020-MSN-MBA

11 - Accessibility of instructors-									
Response Option	Weight	Frequency	Percent	Percent Responses		Means			
Excellent	(4)	3	100.00%			4.00			
Good	(3)	0	0.00%						
Fair	(2)	0	0.00%						
Poor	(1)	0	0.00%						
				0	25	50	75	100	Question
Response Rate	Mean	STD							
3/5 (60%)	4.00	0.00							

12 - Quality of career counseling-									
Response Option	Weight	Frequency	Percent	Percent Responses		Means			
Excellent	(4)	1	33.33%			3.33			
Good	(3)	2	66.67%						
Fair	(2)	0	0.00%						
Poor	(1)	0	0.00%						
				0	25	50	75	100	Question
Response Rate	Mean	STD							
3/5 (60%)	3.33	0.58							

13 - Overall academic degree program -									
Response Option	Weight	Frequency	Percent	Percent Responses		Means			
Excellent	(4)	2	66.67%			3.67			
Good	(3)	1	33.33%						
Fair	(2)	0	0.00%						
Poor	(1)	0	0.00%						
				0	25	50	75	100	Question
Response Rate	Mean	STD							
3/5 (60%)	3.67	0.58							

William Carey University
Graduate Follow-Up Survey 2020 EDS-Educational Leadership

1 - I am presently an active member of a church								
Response Option	Weight	Frequency	Percent	Percent Responses		Means		
Yes	(1)	11	78.57%					
No	(2)	3	21.43%					
				0	25	50	75	100
Response Rate								
14/68 (20.59%)								

2 - Type of Employer:								
Response Option	Weight	Frequency	Percent	Percent Responses		Means		
Private	(5)	0	0.00%					
Military	(4)	0	0.00%					
Educational	(3)	10	71.43%					
Federal/State	(2)	4	28.57%					
Church	(1)	0	0.00%					
				0	25	50	75	100
Response Rate								
14/68 (20.59%)								

3 - Job preparation received at William Carey University:								
Response Option	Weight	Frequency	Percent	Percent Responses		Means		
Excellent	(4)	12	85.71%			3.86		
Good	(3)	2	14.29%					
Fair	(2)	0	0.00%					
Inadequate	(1)	0	0.00%					
				0	25	50	75	100
Response Rate	Mean	STD						
14/68 (20.59%)	3.86	0.36						

4 - Are you:								
Response Option	Weight	Frequency	Percent	Percent Responses		Means		
Presently enrolled in a graduate program	(1)	3	25.00%			2.42		
Plan to enroll in the near future	(2)	4	33.33%					
Plan to enroll in the next five years	(3)	2	16.67%					
Do not plan to ever enroll in a graduate program	(4)	3	25.00%					
Plan to pursue a military career	(5)	0	0.00%					
				0	25	50	75	100
Response Rate	Mean	STD						
12/68 (17.65%)	2.42	1.16						

5 - Employment Status:								
Response Option	Weight	Frequency	Percent	Percent Responses		Means		
Full-Time in a related field	(1)	13	92.86%			1.07		
Full-time in unrelated field	(2)	1	7.14%					
Part-time in a related field	(3)	0	0.00%					
Part-time in unrelated field	(4)	0	0.00%					
				0	25	50	75	100
Response Rate	Mean	STD						
14/68 (20.59%)	1.07	0.27						

William Carey University
Graduate Follow-Up Survey 2020 EDS-Educational Leadership

6 - Unemployed Status:						
Response Option	Weight	Frequency	Percent	Percent Responses	Means	
Unemployed and not seeking employment	(1)	0	0.00%			
Unemployed and seeking employment	(2)	0	0.00%			
Retired	(3)	0	0.00%			
Not Applicable	(0)	11	100.00%			
				0 25 50 75 100		
Response Rate	Mean	STD				
11/68 (16.18%)	0.00	0.00				




7 - Do you recommend William Carey University to individuals seeking programs similar to the one you completed?						
Response Option	Weight	Frequency	Percent	Percent Responses	Means	
Yes	(1)	14	100.00%		1.00	
No	(2)	0	0.00%			
				0 25 50 75 100	Question	
Response Rate	Mean	STD				
14/68 (20.59%)	1.00	0.00				




8 - Approximate GPA?						
Response Option	Weight	Frequency	Percent	Percent Responses	Means	
3.5-4.0	(4)	14	100.00%		4.00	
3.0-3.5	(3)	0	0.00%			
2.5-3.0	(2)	0	0.00%			
2.0-2.5	(1)	0	0.00%			
				0 25 50 75 100	Question	
Response Rate	Mean	STD				
14/68 (20.59%)	4.00	0.00				




9 - Were you a Community or Junior college transfer?						
Response Option	Weight	Frequency	Percent	Percent Responses	Means	
Yes	(1)	1	7.14%			
No	(2)	13	92.86%			
				0 25 50 75 100		
Response Rate	Mean	STD				
14/68 (20.59%)						

10 - Instruction in courses -						
Response Option	Weight	Frequency	Percent	Percent Responses	Means	
Excellent	(4)	12	85.71%		3.86	
Good	(3)	2	14.29%			
Fair	(2)	0	0.00%			
Poor	(1)	0	0.00%			
				0 25 50 75 100	Question	
Response Rate	Mean	STD				
14/68 (20.59%)	3.86	0.36				

William Carey University
Graduate Follow-Up Survey 2020 EDS-Educational Leadership

11 - Accessibility of instructors-						
Response Option	Weight	Frequency	Percent	Percent Responses	Means	
Excellent	(4)	12	85.71%			
Good	(3)	2	14.29%			
Fair	(2)	0	0.00%			
Poor	(1)	0	0.00%			
				0 25 50 75 100	Question	
Response Rate	Mean	STD				
14/68 (20.59%)	3.86	0.36				

12 - Quality of career counseling-						
Response Option	Weight	Frequency	Percent	Percent Responses	Means	
Excellent	(4)	11	78.57%			
Good	(3)	3	21.43%			
Fair	(2)	0	0.00%			
Poor	(1)	0	0.00%			
				0 25 50 75 100	Question	
Response Rate	Mean	STD				
14/68 (20.59%)	3.79	0.43				

13 - Overall academic degree program -						
Response Option	Weight	Frequency	Percent	Percent Responses	Means	
Excellent	(4)	12	85.71%			
Good	(3)	2	14.29%			
Fair	(2)	0	0.00%			
Poor	(1)	0	0.00%			
				0 25 50 75 100	Question	
Response Rate	Mean	STD				
14/68 (20.59%)	3.86	0.36				

1 - I am presently an active member of a church								
Response Option	Weight	Frequency	Percent	Percent Responses		Means		
Yes	(1)	3	75.00%					
No	(2)	1	25.00%					
				0	25	50	75	100
Response Rate								
4/12 (33.33%)								

2 - Type of Employer:								
Response Option	Weight	Frequency	Percent	Percent Responses		Means		
Private	(5)	0	0.00%					
Military	(4)	0	0.00%					
Educational	(3)	4	100.00%					
Federal/State	(2)	0	0.00%					
Church	(1)	0	0.00%					
				0	25	50	75	100
Response Rate								
4/12 (33.33%)								

3 - Job preparation received at William Carey University:								
Response Option	Weight	Frequency	Percent	Percent Responses		Means		
Excellent	(4)	3	75.00%			3.75		
Good	(3)	1	25.00%					
Fair	(2)	0	0.00%					
Inadequate	(1)	0	0.00%					
				0	25	50	75	100
Response Rate	Mean	STD						
4/12 (33.33%)	3.75	0.50						

4 - Are you:								
Response Option	Weight	Frequency	Percent	Percent Responses		Means		
Presently enrolled in a graduate program	(1)	1	25.00%			3.00		
Plan to enroll in the near future	(2)	0	0.00%					
Plan to enroll in the next five years	(3)	1	25.00%					
Do not plan to ever enroll in a graduate program	(4)	2	50.00%					
Plan to pursue a military career	(5)	0	0.00%					
				0	25	50	75	100
Response Rate	Mean	STD						
4/12 (33.33%)	3.00	1.41						

5 - Employment Status:								
Response Option	Weight	Frequency	Percent	Percent Responses		Means		
Full-Time in a related field	(1)	4	100.00%			1.00		
Full-time in unrelated field	(2)	0	0.00%					
Part-time in a related field	(3)	0	0.00%					
Part-time in unrelated field	(4)	0	0.00%					
				0	25	50	75	100
Response Rate	Mean	STD						
4/12 (33.33%)	1.00	0.00						






6 - Unemployed Status:								
Response Option	Weight	Frequency	Percent	Percent Responses		Means		
Unemployed and not seeking employment	(1)	0	0.00%					
Unemployed and seeking employment	(2)	0	0.00%					
Retired	(3)	0	0.00%					
Not Applicable	(0)	4	100.00%					
				0	25	50	75	100
Response Rate	Mean	STD						
4/12 (33.33%)	0.00	0.00						






7 - Do you recommend William Carey University to individuals seeking programs similar to the one you completed?								
Response Option	Weight	Frequency	Percent	Percent Responses		Means		
Yes	(1)	4	100.00%			1.00		
No	(2)	0	0.00%					
				0	25	50	75	100
Response Rate	Mean	STD						
4/12 (33.33%)	1.00	0.00						






8 - Approximate GPA?								
Response Option	Weight	Frequency	Percent	Percent Responses		Means		
3.5-4.0	(4)	4	100.00%			4.00		
3.0-3.5	(3)	0	0.00%					
2.5-3.0	(2)	0	0.00%					
2.0-2.5	(1)	0	0.00%					
				0	25	50	75	100
Response Rate	Mean	STD						
4/12 (33.33%)	4.00	0.00						

9 - Were you a Community or Junior college transfer?								
Response Option	Weight	Frequency	Percent	Percent Responses		Means		
Yes	(1)	1	25.00%					
No	(2)	3	75.00%					
				0	25	50	75	100
Response Rate	Mean	STD						
4/12 (33.33%)								

10 - Instruction in courses -								
Response Option	Weight	Frequency	Percent	Percent Responses		Means		
Excellent	(4)	2	50.00%			3.50		
Good	(3)	2	50.00%					
Fair	(2)	0	0.00%					
Poor	(1)	0	0.00%					
				0	25	50	75	100
Response Rate	Mean	STD						
4/12 (33.33%)	3.50	0.58						

11 - Accessibility of instructors-						
Response Option	Weight	Frequency	Percent	Percent Responses	Means	
Excellent	(4)	1	25.00%			
Good	(3)	2	50.00%			
Fair	(2)	0	0.00%			
Poor	(1)	1	25.00%			
				0 25 50 75 100	Question	
Response Rate	Mean	STD				
4/12 (33.33%)	2.75	1.26				

12 - Quality of career counseling-						
Response Option	Weight	Frequency	Percent	Percent Responses	Means	
Excellent	(4)	0	0.00%			
Good	(3)	1	25.00%			
Fair	(2)	2	50.00%			
Poor	(1)	1	25.00%			
				0 25 50 75 100	Question	
Response Rate	Mean	STD				
4/12 (33.33%)	2.00	0.82				

13 - Overall academic degree program -						
Response Option	Weight	Frequency	Percent	Percent Responses	Means	
Excellent	(4)	3	75.00%			
Good	(3)	1	25.00%			
Fair	(2)	0	0.00%			
Poor	(1)	0	0.00%			
				0 25 50 75 100	Question	
Response Rate	Mean	STD				
4/12 (33.33%)	3.75	0.50				

William Carey University
Graduate Follow-Up Survey 2020 EDS-Higher Ed Administration

1 - I am presently an active member of a church								
Response Option	Weight	Frequency	Percent	Percent Responses		Means		
Yes	(1)	1	33.33%					
No	(2)	2	66.67%					
				0	25	50	75	100
Response Rate								
3/12 (25%)								

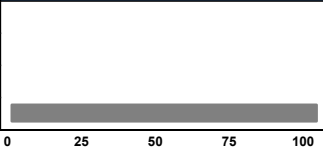
2 - Type of Employer:								
Response Option	Weight	Frequency	Percent	Percent Responses		Means		
Private	(5)	0	0.00%					
Military	(4)	0	0.00%					
Educational	(3)	3	75.00%					
Federal/State	(2)	1	25.00%					
Church	(1)	0	0.00%					
				0	25	50	75	100
Response Rate								
4/12 (33.33%)								


3 - Job preparation received at William Carey University:								
Response Option	Weight	Frequency	Percent	Percent Responses		Means		
Excellent	(4)	2	50.00%			3.50		
Good	(3)	2	50.00%					
Fair	(2)	0	0.00%					
Inadequate	(1)	0	0.00%					
				0	25	50	75	100
Response Rate	Mean	STD						
4/12 (33.33%)	3.50	0.58						


4 - Are you:								
Response Option	Weight	Frequency	Percent	Percent Responses		Means		
Presently enrolled in a graduate program	(1)	3	75.00%			1.25		
Plan to enroll in the near future	(2)	1	25.00%					
Plan to enroll in the next five years	(3)	0	0.00%					
Do not plan to ever enroll in a graduate program	(4)	0	0.00%					
Plan to pursue a military career	(5)	0	0.00%					
				0	25	50	75	100
Response Rate	Mean	STD						
4/12 (33.33%)	1.25	0.50						


5 - Employment Status:								
Response Option	Weight	Frequency	Percent	Percent Responses		Means		
Full-Time in a related field	(1)	2	50.00%			1.75		
Full-time in unrelated field	(2)	1	25.00%					
Part-time in a related field	(3)	1	25.00%					
Part-time in unrelated field	(4)	0	0.00%					
				0	25	50	75	100
Response Rate	Mean	STD						
4/12 (33.33%)	1.75	0.96						

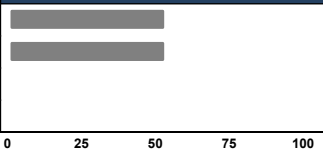
William Carey University
Graduate Follow-Up Survey 2020 EDS-Higher Ed Administration

6 - Unemployed Status:						
Response Option	Weight	Frequency	Percent	Percent Responses	Means	
Unemployed and not seeking employment	(1)	0	0.00%			
Unemployed and seeking employment	(2)	0	0.00%			
Retired	(3)	0	0.00%			
Not Applicable	(0)	1	100.00%			
				0 25 50 75 100		
Response Rate	Mean	STD				
1/12 (8.33%)	0.00	0.00				




7 - Do you recommend William Carey University to individuals seeking programs similar to the one you completed?						
Response Option	Weight	Frequency	Percent	Percent Responses	Means	
Yes	(1)	4	100.00%		1.00	
No	(2)	0	0.00%			
				0 25 50 75 100	Question	
Response Rate	Mean	STD				
4/12 (33.33%)	1.00	0.00				





8 - Approximate GPA?						
Response Option	Weight	Frequency	Percent	Percent Responses	Means	
3.5-4.0	(4)	4	100.00%		4.00	
3.0-3.5	(3)	0	0.00%			
2.5-3.0	(2)	0	0.00%			
2.0-2.5	(1)	0	0.00%			
				0 25 50 75 100	Question	
Response Rate	Mean	STD				
4/12 (33.33%)	4.00	0.00				




9 - Were you a Community or Junior college transfer?						
Response Option	Weight	Frequency	Percent	Percent Responses	Means	
Yes	(1)	1	25.00%			
No	(2)	3	75.00%			
				0 25 50 75 100		
Response Rate	Mean	STD				
4/12 (33.33%)						

10 - Instruction in courses -						
Response Option	Weight	Frequency	Percent	Percent Responses	Means	
Excellent	(4)	2	50.00%		3.50	
Good	(3)	2	50.00%			
Fair	(2)	0	0.00%			
Poor	(1)	0	0.00%			
				0 25 50 75 100	Question	
Response Rate	Mean	STD				
4/12 (33.33%)	3.50	0.58				

William Carey University
Graduate Follow-Up Survey 2020 EDS-Higher Ed Administration

11 - Accessibility of instructors-						
Response Option	Weight	Frequency	Percent	Percent Responses	Means	
Excellent	(4)	3	75.00%			
Good	(3)	1	25.00%			
Fair	(2)	0	0.00%			
Poor	(1)	0	0.00%			
				0 25 50 75 100	Question	
Response Rate	Mean	STD				
4/12 (33.33%)	3.75	0.50				

12 - Quality of career counseling-						
Response Option	Weight	Frequency	Percent	Percent Responses	Means	
Excellent	(4)	1	25.00%			
Good	(3)	1	25.00%			
Fair	(2)	2	50.00%			
Poor	(1)	0	0.00%			
				0 25 50 75 100	Question	
Response Rate	Mean	STD				
4/12 (33.33%)	2.75	0.96				

13 - Overall academic degree program -						
Response Option	Weight	Frequency	Percent	Percent Responses	Means	
Excellent	(4)	2	50.00%			
Good	(3)	2	50.00%			
Fair	(2)	0	0.00%			
Poor	(1)	0	0.00%			
				0 25 50 75 100	Question	
Response Rate	Mean	STD				
4/12 (33.33%)	3.50	0.58				

William Carey University
Graduate Follow-Up Survey 2020 EDS-Instructional Leadership

1 - I am presently an active member of a church								
Response Option	Weight	Frequency	Percent	Percent Responses		Means		
Yes	(1)	8	72.73%					
No	(2)	3	27.27%					
				0	25	50	75	100
Response Rate								
11/60 (18.33%)								

2 - Type of Employer:								
Response Option	Weight	Frequency	Percent	Percent Responses		Means		
Private	(5)	1	8.33%					
Military	(4)	0	0.00%					
Educational	(3)	11	91.67%					
Federal/State	(2)	0	0.00%					
Church	(1)	0	0.00%					
				0	25	50	75	100
Response Rate								
12/60 (20%)								

3 - Job preparation received at William Carey University:								
Response Option	Weight	Frequency	Percent	Percent Responses		Means		
Excellent	(4)	6	54.55%			3.45		
Good	(3)	4	36.36%					
Fair	(2)	1	9.09%					
Inadequate	(1)	0	0.00%					
				0	25	50	75	100
Response Rate	Mean	STD						
11/60 (18.33%)	3.45	0.69						

4 - Are you:								
Response Option	Weight	Frequency	Percent	Percent Responses		Means		
Presently enrolled in a graduate program	(1)	4	36.36%			2.18		
Plan to enroll in the near future	(2)	3	27.27%					
Plan to enroll in the next five years	(3)	2	18.18%					
Do not plan to ever enroll in a graduate program	(4)	2	18.18%					
Plan to pursue a military career	(5)	0	0.00%					
				0	25	50	75	100
Response Rate	Mean	STD						
11/60 (18.33%)	2.18	1.17						

5 - Employment Status:								
Response Option	Weight	Frequency	Percent	Percent Responses		Means		
Full-Time in a related field	(1)	11	100.00%			1.00		
Full-time in unrelated field	(2)	0	0.00%					
Part-time in a related field	(3)	0	0.00%					
Part-time in unrelated field	(4)	0	0.00%					
				0	25	50	75	100
Response Rate	Mean	STD						
11/60 (18.33%)	1.00	0.00						

William Carey University
Graduate Follow-Up Survey 2020 EDS-Instructional Leadership

6 - Unemployed Status:						
Response Option	Weight	Frequency	Percent	Percent Responses	Means	
Unemployed and not seeking employment	(1)	0	0.00%			
Unemployed and seeking employment	(2)	0	0.00%			
Retired	(3)	0	0.00%			
Not Applicable	(0)	9	100.00%			
				0 25 50 75 100		
Response Rate	Mean	STD				
9/60 (15%)	0.00	0.00				





7 - Do you recommend William Carey University to individuals seeking programs similar to the one you completed?						
Response Option	Weight	Frequency	Percent	Percent Responses	Means	
Yes	(1)	11	100.00%			
No	(2)	0	0.00%			
				0 25 50 75 100	Question	
Response Rate	Mean	STD				
11/60 (18.33%)	1.00	0.00				






8 - Approximate GPA?						
Response Option	Weight	Frequency	Percent	Percent Responses	Means	
3.5-4.0	(4)	12	100.00%			
3.0-3.5	(3)	0	0.00%			
2.5-3.0	(2)	0	0.00%			
2.0-2.5	(1)	0	0.00%			
				0 25 50 75 100	Question	
Response Rate	Mean	STD				
12/60 (20%)	4.00	0.00				




9 - Were you a Community or Junior college transfer?						
Response Option	Weight	Frequency	Percent	Percent Responses	Means	
Yes	(1)	2	16.67%			
No	(2)	10	83.33%			
				0 25 50 75 100		
Response Rate	Mean	STD				
12/60 (20%)						

10 - Instruction in courses -						
Response Option	Weight	Frequency	Percent	Percent Responses	Means	
Excellent	(4)	7	58.33%			
Good	(3)	4	33.33%			
Fair	(2)	1	8.33%			
Poor	(1)	0	0.00%			
				0 25 50 75 100	Question	
Response Rate	Mean	STD				
12/60 (20%)	3.50	0.67				

William Carey University
 Graduate Follow-Up Survey 2020 EDS-Instructional Leadership

11 - Accessibility of instructors-						
Response Option	Weight	Frequency	Percent	Percent Responses	Means	
Excellent	(4)	7	58.33%			
Good	(3)	3	25.00%			
Fair	(2)	2	16.67%			
Poor	(1)	0	0.00%			
				0 25 50 75 100	Question	
Response Rate	Mean	STD				
12/60 (20%)	3.42	0.79				

12 - Quality of career counseling-						
Response Option	Weight	Frequency	Percent	Percent Responses	Means	
Excellent	(4)	5	41.67%			
Good	(3)	4	33.33%			
Fair	(2)	2	16.67%			
Poor	(1)	1	8.33%			
				0 25 50 75 100	Question	
Response Rate	Mean	STD				
12/60 (20%)	3.08	1.00				

13 - Overall academic degree program -						
Response Option	Weight	Frequency	Percent	Percent Responses	Means	
Excellent	(4)	7	58.33%			
Good	(3)	5	41.67%			
Fair	(2)	0	0.00%			
Poor	(1)	0	0.00%			
				0 25 50 75 100	Question	
Response Rate	Mean	STD				
12/60 (20%)	3.58	0.51				

William Carey University
Graduate Follow-Up Survey 2020 EDD-Educational Leadership

1 - I am presently an active member of a church								
Response Option	Weight	Frequency	Percent	Percent Responses		Means		
Yes	(1)	10	90.91%					
No	(2)	1	9.09%					
				0	25	50	75	100
Response Rate								
11/40 (27.5%)								

2 - Type of Employer:								
Response Option	Weight	Frequency	Percent	Percent Responses		Means		
Private	(5)	1	9.09%					
Military	(4)	0	0.00%					
Educational	(3)	10	90.91%					
Federal/State	(2)	0	0.00%					
Church	(1)	0	0.00%					
				0	25	50	75	100
Response Rate								
11/40 (27.5%)								

3 - Job preparation received at William Carey University:								
Response Option	Weight	Frequency	Percent	Percent Responses		Means		
Excellent	(4)	10	90.91%			3.91		
Good	(3)	1	9.09%					
Fair	(2)	0	0.00%					
Inadequate	(1)	0	0.00%					
				0	25	50	75	100
Response Rate	Mean	STD					Question	
11/40 (27.5%)	3.91	0.30						

4 - Are you:								
Response Option	Weight	Frequency	Percent	Percent Responses		Means		
Presently enrolled in a graduate program	(1)	0	0.00%			3.56		
Plan to enroll in the near future	(2)	1	11.11%					
Plan to enroll in the next five years	(3)	2	22.22%					
Do not plan to ever enroll in a graduate program	(4)	6	66.67%					
Plan to pursue a military career	(5)	0	0.00%					
				0	25	50	75	100
Response Rate	Mean	STD					Question	
9/40 (22.5%)	3.56	0.73						

5 - Employment Status:								
Response Option	Weight	Frequency	Percent	Percent Responses		Means		
Full-Time in a related field	(1)	11	100.00%			1.00		
Full-time in unrelated field	(2)	0	0.00%					
Part-time in a related field	(3)	0	0.00%					
Part-time in unrelated field	(4)	0	0.00%					
				0	25	50	75	100
Response Rate	Mean	STD					Question	
11/40 (27.5%)	1.00	0.00						

William Carey University
Graduate Follow-Up Survey 2020 EDD-Educational Leadership

6 - Unemployed Status:								
Response Option	Weight	Frequency	Percent	Percent Responses		Means		
Unemployed and not seeking employment	(1)	0	0.00%					
Unemployed and seeking employment	(2)	0	0.00%					
Retired	(3)	0	0.00%					
Not Applicable	(0)	9	100.00%					
				0	25	50	75	100
Response Rate	Mean	STD						
9/40 (22.5%)	0.00	0.00						





7 - Do you recommend William Carey University to individuals seeking programs similar to the one you completed?								
Response Option	Weight	Frequency	Percent	Percent Responses		Means		
Yes	(1)	11	100.00%			1.00		
No	(2)	0	0.00%					
				0	25	50	75	100
Response Rate	Mean	STD						
11/40 (27.5%)	1.00	0.00						





8 - Approximate GPA?								
Response Option	Weight	Frequency	Percent	Percent Responses		Means		
3.5-4.0	(4)	10	90.91%			3.91		
3.0-3.5	(3)	1	9.09%					
2.5-3.0	(2)	0	0.00%					
2.0-2.5	(1)	0	0.00%					
				0	25	50	75	100
Response Rate	Mean	STD						
11/40 (27.5%)	3.91	0.30						




9 - Were you a Community or Junior college transfer?								
Response Option	Weight	Frequency	Percent	Percent Responses		Means		
Yes	(1)	4	36.36%					
No	(2)	7	63.64%					
				0	25	50	75	100
Response Rate	Mean	STD						
11/40 (27.5%)								

10 - Instruction in courses -								
Response Option	Weight	Frequency	Percent	Percent Responses		Means		
Excellent	(4)	8	72.73%			3.73		
Good	(3)	3	27.27%					
Fair	(2)	0	0.00%					
Poor	(1)	0	0.00%					
				0	25	50	75	100
Response Rate	Mean	STD						
11/40 (27.5%)	3.73	0.47						

William Carey University
Graduate Follow-Up Survey 2020 EDD-Educational Leadership

11 - Accessibility of instructors-						
Response Option	Weight	Frequency	Percent	Percent Responses	Means	
Excellent	(4)	8	72.73%			
Good	(3)	2	18.18%			
Fair	(2)	1	9.09%			
Poor	(1)	0	0.00%			
				0 25 50 75 100	Question	
Response Rate	Mean	STD				
11/40 (27.5%)	3.64	0.67				

12 - Quality of career counseling-						
Response Option	Weight	Frequency	Percent	Percent Responses	Means	
Excellent	(4)	7	70.00%			
Good	(3)	2	20.00%			
Fair	(2)	0	0.00%			
Poor	(1)	1	10.00%			
				0 25 50 75 100	Question	
Response Rate	Mean	STD				
10/40 (25%)	3.50	0.97				

13 - Overall academic degree program -						
Response Option	Weight	Frequency	Percent	Percent Responses	Means	
Excellent	(4)	9	81.82%			
Good	(3)	2	18.18%			
Fair	(2)	0	0.00%			
Poor	(1)	0	0.00%			
				0 25 50 75 100	Question	
Response Rate	Mean	STD				
11/40 (27.5%)	3.82	0.40				

William Carey University
Graduate Follow-Up Survey 2020-PhD in Higher Ed Administration

1 - I am presently an active member of a church								
Response Option	Weight	Frequency	Percent	Percent Responses		Means		
Yes	(1)	3	75.00%					
No	(2)	1	25.00%					
				0	25	50	75	100
Response Rate								
4/12 (33.33%)								

2 - Type of Employer:								
Response Option	Weight	Frequency	Percent	Percent Responses		Means		
Private	(5)	1	33.33%					
Military	(4)	0	0.00%					
Educational	(3)	2	66.67%					
Federal/State	(2)	0	0.00%					
Church	(1)	0	0.00%					
				0	25	50	75	100
Response Rate								
3/12 (25%)								

3 - Job preparation received at William Carey University:								
Response Option	Weight	Frequency	Percent	Percent Responses		Means		
Excellent	(4)	4	100.00%			4.00		
Good	(3)	0	0.00%					
Fair	(2)	0	0.00%					
Inadequate	(1)	0	0.00%					
				0	25	50	75	100
Response Rate	Mean	STD					Question	
4/12 (33.33%)	4.00	0.00						

4 - Are you:								
Response Option	Weight	Frequency	Percent	Percent Responses		Means		
Presently enrolled in a graduate program	(1)	0	0.00%			4.00		
Plan to enroll in the near future	(2)	0	0.00%					
Plan to enroll in the next five years	(3)	0	0.00%					
Do not plan to ever enroll in a graduate program	(4)	2	100.00%					
Plan to pursue a military career	(5)	0	0.00%					
				0	25	50	75	100
Response Rate	Mean	STD					Question	
2/12 (16.67%)	4.00	0.00						

5 - Employment Status:								
Response Option	Weight	Frequency	Percent	Percent Responses		Means		
Full-Time in a related field	(1)	2	50.00%			1.75		
Full-time in unrelated field	(2)	1	25.00%					
Part-time in a related field	(3)	1	25.00%					
Part-time in unrelated field	(4)	0	0.00%					
				0	25	50	75	100
Response Rate	Mean	STD					Question	
4/12 (33.33%)	1.75	0.96						

William Carey University
Graduate Follow-Up Survey 2020-PhD in Higher Ed Administration

6 - Unemployed Status:						
Response Option	Weight	Frequency	Percent	Percent Responses	Means	
Unemployed and not seeking employment	(1)	0	0.00%			
Unemployed and seeking employment	(2)	1	33.33%			
Retired	(3)	0	0.00%			
Not Applicable	(0)	2	66.67%			
				0 25 50 75 100	Question	
Response Rate	Mean	STD				
3/12 (25%)	2.00	0.00				

7 - Do you recommend William Carey University to individuals seeking programs similar to the one you completed?						
Response Option	Weight	Frequency	Percent	Percent Responses	Means	
Yes	(1)	4	100.00%			
No	(2)	0	0.00%			
				0 25 50 75 100	Question	
Response Rate	Mean	STD				
4/12 (33.33%)	1.00	0.00				

8 - Approximate GPA?						
Response Option	Weight	Frequency	Percent	Percent Responses	Means	
3.5-4.0	(4)	4	100.00%			
3.0-3.5	(3)	0	0.00%			
2.5-3.0	(2)	0	0.00%			
2.0-2.5	(1)	0	0.00%			
				0 25 50 75 100	Question	
Response Rate	Mean	STD				
4/12 (33.33%)	4.00	0.00				

9 - Were you a Community or Junior college transfer?						
Response Option	Weight	Frequency	Percent	Percent Responses	Means	
Yes	(1)	0	0.00%			
No	(2)	4	100.00%			
				0 25 50 75 100	Question	
Response Rate	Mean	STD				
4/12 (33.33%)						

10 - Instruction in courses -						
Response Option	Weight	Frequency	Percent	Percent Responses	Means	
Excellent	(4)	4	100.00%			
Good	(3)	0	0.00%			
Fair	(2)	0	0.00%			
Poor	(1)	0	0.00%			
				0 25 50 75 100	Question	
Response Rate	Mean	STD				
4/12 (33.33%)	4.00	0.00				

William Carey University
Graduate Follow-Up Survey 2020-PhD in Higher Ed Administration

11 - Accessibility of instructors-									
Response Option	Weight	Frequency	Percent	Percent Responses		Means			
Excellent	(4)	4	100.00%			4.00			
Good	(3)	0	0.00%						
Fair	(2)	0	0.00%						
Poor	(1)	0	0.00%						
				0	25	50	75	100	Question
Response Rate	Mean	STD							
4/12 (33.33%)	4.00	0.00							

12 - Quality of career counseling-									
Response Option	Weight	Frequency	Percent	Percent Responses		Means			
Excellent	(4)	1	25.00%			3.25			
Good	(3)	3	75.00%						
Fair	(2)	0	0.00%						
Poor	(1)	0	0.00%						
				0	25	50	75	100	Question
Response Rate	Mean	STD							
4/12 (33.33%)	3.25	0.50							

13 - Overall academic degree program -									
Response Option	Weight	Frequency	Percent	Percent Responses		Means			
Excellent	(4)	3	75.00%			3.75			
Good	(3)	1	25.00%						
Fair	(2)	0	0.00%						
Poor	(1)	0	0.00%						
				0	25	50	75	100	Question
Response Rate	Mean	STD							
4/12 (33.33%)	3.75	0.50							

William Carey University
Graduate Follow-Up Survey 2020-PhD in Nursing Education and Administration

1 - I am presently an active member of a church								
Response Option	Weight	Frequency	Percent	Percent Responses		Means		
Yes	(1)	7	77.78%					
No	(2)	2	22.22%					
				0	25	50	75	100
Response Rate								
9/23 (39.13%)								

2 - Type of Employer:								
Response Option	Weight	Frequency	Percent	Percent Responses		Means		
Private	(5)	2	22.22%					
Military	(4)	0	0.00%					
Educational	(3)	6	66.67%					
Federal/State	(2)	1	11.11%					
Church	(1)	0	0.00%					
				0	25	50	75	100
Response Rate								
9/23 (39.13%)								

3 - Job preparation received at William Carey University:								
Response Option	Weight	Frequency	Percent	Percent Responses		Means		
Excellent	(4)	6	66.67%			3.67		
Good	(3)	3	33.33%					
Fair	(2)	0	0.00%					
Inadequate	(1)	0	0.00%					
				0	25	50	75	100
Response Rate	Mean	STD						
9/23 (39.13%)	3.67	0.50						

4 - Are you:								
Response Option	Weight	Frequency	Percent	Percent Responses		Means		
Presently enrolled in a graduate program	(1)	0	0.00%			4.00		
Plan to enroll in the near future	(2)	0	0.00%					
Plan to enroll in the next five years	(3)	0	0.00%					
Do not plan to ever enroll in a graduate program	(4)	6	100.00%					
Plan to pursue a military career	(5)	0	0.00%					
				0	25	50	75	100
Response Rate	Mean	STD						
6/23 (26.09%)	4.00	0.00						

5 - Employment Status:								
Response Option	Weight	Frequency	Percent	Percent Responses		Means		
Full-Time in a related field	(1)	9	100.00%			1.00		
Full-time in unrelated field	(2)	0	0.00%					
Part-time in a related field	(3)	0	0.00%					
Part-time in unrelated field	(4)	0	0.00%					
				0	25	50	75	100
Response Rate	Mean	STD						
9/23 (39.13%)	1.00	0.00						

William Carey University
Graduate Follow-Up Survey 2020-PhD in Nursing Education and Administration

6 - Unemployed Status:						
Response Option	Weight	Frequency	Percent	Percent Responses	Means	
Unemployed and not seeking employment	(1)	0	0.00%			
Unemployed and seeking employment	(2)	0	0.00%			
Retired	(3)	0	0.00%			
Not Applicable	(0)	7	100.00%			
Response Rate	Mean	STD				
7/23 (30.43%)	0.00	0.00				






7 - Do you recommend William Carey University to individuals seeking programs similar to the one you completed?						
Response Option	Weight	Frequency	Percent	Percent Responses	Means	
Yes	(1)	7	87.50%		1.13	
No	(2)	1	12.50%			
Response Rate	Mean	STD				
8/23 (34.78%)	1.13	0.35				





8 - Approximate GPA?						
Response Option	Weight	Frequency	Percent	Percent Responses	Means	
3.5-4.0	(4)	9	100.00%		4.00	
3.0-3.5	(3)	0	0.00%			
2.5-3.0	(2)	0	0.00%			
2.0-2.5	(1)	0	0.00%			
Response Rate	Mean	STD				
9/23 (39.13%)	4.00	0.00				




9 - Were you a Community or Junior college transfer?						
Response Option	Weight	Frequency	Percent	Percent Responses	Means	
Yes	(1)	0	0.00%			
No	(2)	9	100.00%			
Response Rate	Mean	STD				
9/23 (39.13%)						

10 - Instruction in courses -						
Response Option	Weight	Frequency	Percent	Percent Responses	Means	
Excellent	(4)	5	55.56%		3.44	
Good	(3)	3	33.33%			
Fair	(2)	1	11.11%			
Poor	(1)	0	0.00%			
Response Rate	Mean	STD				
9/23 (39.13%)	3.44	0.73				

William Carey University
Graduate Follow-Up Survey 2020-PhD in Nursing Education and Administration

11 - Accessibility of instructors-						
Response Option	Weight	Frequency	Percent	Percent Responses	Means	
Excellent	(4)	5	55.56%			
Good	(3)	2	22.22%			
Fair	(2)	1	11.11%			
Poor	(1)	1	11.11%			
				0 25 50 75 100	Question	
Response Rate	Mean	STD				
9/23 (39.13%)	3.22	1.09				

12 - Quality of career counseling-						
Response Option	Weight	Frequency	Percent	Percent Responses	Means	
Excellent	(4)	4	44.44%			
Good	(3)	3	33.33%			
Fair	(2)	2	22.22%			
Poor	(1)	0	0.00%			
				0 25 50 75 100	Question	
Response Rate	Mean	STD				
9/23 (39.13%)	3.22	0.83				

13 - Overall academic degree program -						
Response Option	Weight	Frequency	Percent	Percent Responses	Means	
Excellent	(4)	5	55.56%			
Good	(3)	4	44.44%			
Fair	(2)	0	0.00%			
Poor	(1)	0	0.00%			
				0 25 50 75 100	Question	
Response Rate	Mean	STD				
9/23 (39.13%)	3.56	0.53				

William Carey University
Graduate Follow-Up Survey 2020-Doctor of Physical Therapy

1 - I am presently an active member of a church								
Response Option	Weight	Frequency	Percent	Percent Responses		Means		
Yes	(1)	3	60.00%					
No	(2)	2	40.00%					
				0	25	50	75	100
Response Rate								
5/24 (20.83%)								

2 - Type of Employer:								
Response Option	Weight	Frequency	Percent	Percent Responses		Means		
Private	(5)	5	100.00%					
Military	(4)	0	0.00%					
Educational	(3)	0	0.00%					
Federal/State	(2)	0	0.00%					
Church	(1)	0	0.00%					
				0	25	50	75	100
Response Rate								
5/24 (20.83%)								

3 - Job preparation received at William Carey University:								
Response Option	Weight	Frequency	Percent	Percent Responses		Means		
Excellent	(4)	1	20.00%			2.80		
Good	(3)	3	60.00%					
Fair	(2)	0	0.00%					
Inadequate	(1)	1	20.00%					
				0	25	50	75	100
Response Rate	Mean	STD					Question	
5/24 (20.83%)	2.80	1.10						

4 - Are you:								
Response Option	Weight	Frequency	Percent	Percent Responses		Means		
Presently enrolled in a graduate program	(1)	0	0.00%			4.00		
Plan to enroll in the near future	(2)	0	0.00%					
Plan to enroll in the next five years	(3)	0	0.00%					
Do not plan to ever enroll in a graduate program	(4)	4	100.00%					
Plan to pursue a military career	(5)	0	0.00%					
				0	25	50	75	100
Response Rate	Mean	STD					Question	
4/24 (16.67%)	4.00	0.00						

5 - Employment Status:								
Response Option	Weight	Frequency	Percent	Percent Responses		Means		
Full-Time in a related field	(1)	4	100.00%			1.00		
Full-time in unrelated field	(2)	0	0.00%					
Part-time in a related field	(3)	0	0.00%					
Part-time in unrelated field	(4)	0	0.00%					
				0	25	50	75	100
Response Rate	Mean	STD					Question	
4/24 (16.67%)	1.00	0.00						

William Carey University
Graduate Follow-Up Survey 2020-Doctor of Physical Therapy

6 - Unemployed Status:						
Response Option	Weight	Frequency	Percent	Percent Responses	Means	
Unemployed and not seeking employment	(1)	0	0.00%			
Unemployed and seeking employment	(2)	1	25.00%			
Retired	(3)	0	0.00%			
Not Applicable	(0)	3	75.00%			
				0 25 50 75 100	Question	
Response Rate	Mean	STD				
4/24 (16.67%)	2.00	0.00				

7 - Do you recommend William Carey University to individuals seeking programs similar to the one you completed?						
Response Option	Weight	Frequency	Percent	Percent Responses	Means	
Yes	(1)	3	75.00%			
No	(2)	1	25.00%			
				0 25 50 75 100	Question	
Response Rate	Mean	STD				
4/24 (16.67%)	1.25	0.50				

8 - Approximate GPA?						
Response Option	Weight	Frequency	Percent	Percent Responses	Means	
3.5-4.0	(4)	2	40.00%			
3.0-3.5	(3)	3	60.00%			
2.5-3.0	(2)	0	0.00%			
2.0-2.5	(1)	0	0.00%			
				0 25 50 75 100	Question	
Response Rate	Mean	STD				
5/24 (20.83%)	3.40	0.55				

9 - Were you a Community or Junior college transfer?						
Response Option	Weight	Frequency	Percent	Percent Responses	Means	
Yes	(1)	1	20.00%			
No	(2)	4	80.00%			
				0 25 50 75 100	Question	
Response Rate	Mean	STD				
5/24 (20.83%)						

10 - Instruction in courses -						
Response Option	Weight	Frequency	Percent	Percent Responses	Means	
Excellent	(4)	0	0.00%			
Good	(3)	4	80.00%			
Fair	(2)	0	0.00%			
Poor	(1)	1	20.00%			
				0 25 50 75 100	Question	
Response Rate	Mean	STD				
5/24 (20.83%)	2.60	0.89				

William Carey University
Graduate Follow-Up Survey 2020-Doctor of Physical Therapy

11 - Accessibility of instructors-									
Response Option	Weight	Frequency	Percent	Percent Responses		Means			
Excellent	(4)	1	20.00%			3.00			
Good	(3)	3	60.00%						
Fair	(2)	1	20.00%						
Poor	(1)	0	0.00%						
				0	25	50	75	100	Question
Response Rate	Mean	STD							
5/24 (20.83%)	3.00	0.71							

12 - Quality of career counseling-									
Response Option	Weight	Frequency	Percent	Percent Responses		Means			
Excellent	(4)	0	0.00%			2.40			
Good	(3)	3	60.00%						
Fair	(2)	1	20.00%						
Poor	(1)	1	20.00%						
				0	25	50	75	100	Question
Response Rate	Mean	STD							
5/24 (20.83%)	2.40	0.89							

13 - Overall academic degree program -									
Response Option	Weight	Frequency	Percent	Percent Responses		Means			
Excellent	(4)	0	0.00%			2.60			
Good	(3)	4	80.00%						
Fair	(2)	0	0.00%						
Poor	(1)	1	20.00%						
				0	25	50	75	100	Question
Response Rate	Mean	STD							
5/24 (20.83%)	2.60	0.89							