

# GRADUATE FOLLOW-UP REPORT



**WILLIAM CAREY**  

---

**U N I V E R S I T Y**

**Report on the 2023 WCU Graduates**

# CONTENTS

## UNDERGRADUATE PROGRAMS

Biology .....	4
Business Administration .....	7
Christian Ministry .....	10
Criminal Justice .....	13
Cross Cultural Business Management .....	16
Elementary Education .....	19
English .....	22
Health Administration and Education .....	25
Health Information Management .....	28
Health, P.E. & Recreation .....	31
Music Education .....	34
Music Therapy .....	37
Nursing .....	40
Physical Education .....	43
Psychology .....	46
RN-BSN .....	49
Social Science .....	52
Spanish .....	55

## **GRADUATE PROGRAMS**

Master of Biomedical Science . . . . .	58
Master of Business Administration. . . . .	60
Master of Education . . . . .	64
Master of Music in Music Education . . . . .	67
Master of Science in Counseling Psychology. . . . .	70
Master of Science in Counselor Education . . . . .	73
Master of Science in Criminal Justice . . . . .	76
Master of Science in Health Administration and Education. . . . .	79
Specialist in Education . . . . .	82

## **DOCTORAL PROGRAMS**

Doctor of Education in Educational Leadership. . . . .	85
Doctor of Philosophy in Health Administration and Education . . . . .	88
Doctor of Philosophy in Higher Education Administration . . . . .	91
Doctor of Philosophy in Nursing Education and Administration. . . . .	94
Doctor of Physical Therapy. . . . .	97

**William Carey University**  
**Graduate Follow-Up Survey 2024-Biology**

1 - I am an active member of a church					
Response Option	Weight	Frequency	Percent	Percent Responses	Means
Yes	(1)	5	100.00%		
No	(2)	0	0.00%		
				0 25 50 75 100	
<b>Response Rate</b>					
5/43 (11.63%)					

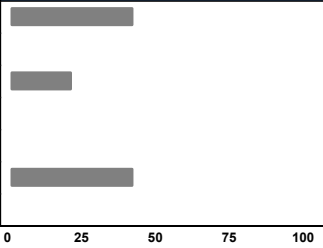
2 - Type of Employer:					
Response Option	Weight	Frequency	Percent	Percent Responses	Means
Private	(7)	0	0.00%		
Military	(6)	0	0.00%		
Educational	(5)	0	0.00%		
Federal/State	(4)	1	20.00%		
Church	(3)	0	0.00%		
Other	(2)	2	40.00%		
NA	(1)	2	40.00%		
				0 25 50 75 100	
<b>Response Rate</b>					
5/43 (11.63%)					

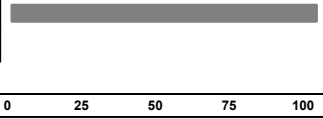
3 - Where are you employed?					
Response Option	Weight	Frequency	Percent	Percent Responses	Means
In Mississippi	(1)	4	100.00%		
In Another State	(2)	0	0.00%		
Internationally	(3)	0	0.00%		
				0 25 50 75 100	
<b>Response Rate</b>					
4/43 (9.3%)					

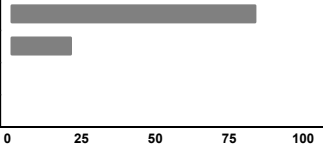
4 - Job preparation received at William Carey University:					
Response Option	Weight	Frequency	Percent	Percent Responses	Means
Excellent	(1)	1	20.00%		
Good	(2)	2	40.00%		
Fair	(3)	2	40.00%		
Inadequate	(4)	0	0.00%		
				0 25 50 75 100	
<b>Response Rate</b>					
5/43 (11.63%)					


5 - Future Plans:					
Response Option	Weight	Frequency	Percent	Percent Responses	Means
Presently enrolled in an advanced degree	(1)	1	20.00%		
Plan to enroll for an advanced degree in the future	(2)	2	40.00%		
Do not plan to seek additional college education	(3)	2	40.00%		
Plan to pursue a military career	(4)	0	0.00%		
				0 25 50 75 100	
<b>Response Rate</b>	<b>Mean</b>	<b>STD</b>			
5/43 (11.63%)	2.20	0.84			Question

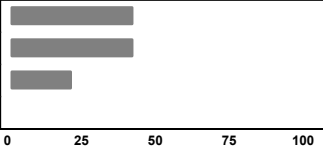
**William Carey University**  
**Graduate Follow-Up Survey 2024-Biology**

6 - Employment Status:						
Response Option	Weight	Frequency	Percent	Percent Responses	Means	
Full-Time/In a related field	(1)	2	40.00%		3.40	
Full-time/Not in a related field	(2)	0	0.00%			
Part-time/In a related field	(3)	1	20.00%			
Part-time/Not in a related field	(4)	0	0.00%			
Unemployed/Seeking Employment	(5)	0	0.00%			
Unemployed/Not Seeking Employment	(6)	2	40.00%			
Retired	(7)	0	0.00%			
				0 25 50 75 100	Question	
Response Rate	Mean	STD				
5/43 (11.63%)	3.40	2.51				




7 - Do you recommend William Carey University to individuals seeking programs similar to the one you completed?						
Response Option	Weight	Frequency	Percent	Percent Responses	Means	
Yes	(1)	5	100.00%		1.00	
No	(2)	0	0.00%			
				0 25 50 75 100	Question	
Response Rate	Mean	STD				
5/43 (11.63%)	1.00	0.00				






8 - Approximate GPA while attending William Carey University?						
Response Option	Weight	Frequency	Percent	Percent Responses	Means	
3.5-4.0	(4)	4	80.00%		3.80	
3.0-3.5	(3)	1	20.00%			
2.5-3.0	(2)	0	0.00%			
2.0-2.5	(1)	0	0.00%			
				0 25 50 75 100	Question	
Response Rate	Mean	STD				
5/43 (11.63%)	3.80	0.45				





9 - Were you a Community or Junior college transfer?						
Response Option	Weight	Frequency	Percent	Percent Responses	Means	
Yes	(1)	4	80.00%			
No	(2)	1	20.00%			
				0 25 50 75 100	Question	
Response Rate	Mean	STD				
5/43 (11.63%)						

10 - Instruction in courses -						
Response Option	Weight	Frequency	Percent	Percent Responses	Means	
Excellent	(4)	2	40.00%		3.20	
Good	(3)	2	40.00%			
Fair	(2)	1	20.00%			
Poor	(1)	0	0.00%			
				0 25 50 75 100	Question	
Response Rate	Mean	STD				
5/43 (11.63%)	3.20	0.84				

**William Carey University**  
**Graduate Follow-Up Survey 2024-Biology**

11 - Accessibility of instructors-						
Response Option	Weight	Frequency	Percent	Percent Responses	Means	
Excellent	(4)	1	20.00%			
Good	(3)	4	80.00%			
Fair	(2)	0	0.00%			
Poor	(1)	0	0.00%			
				0 25 50 75 100	Question	
Response Rate	Mean	STD				
5/43 (11.63%)	3.20	0.45				

12 - Quality of career preparation-						
Response Option	Weight	Frequency	Percent	Percent Responses	Means	
Excellent	(4)	1	20.00%			
Good	(3)	2	40.00%			
Fair	(2)	1	20.00%			
Poor	(1)	1	20.00%			
				0 25 50 75 100	Question	
Response Rate	Mean	STD				
5/43 (11.63%)	2.60	1.14				

13 - Overall quality of the academic degree program -						
Response Option	Weight	Frequency	Percent	Percent Responses	Means	
Excellent	(4)	2	40.00%			
Good	(3)	2	40.00%			
Fair	(2)	1	20.00%			
Poor	(1)	0	0.00%			
				0 25 50 75 100	Question	
Response Rate	Mean	STD				
5/43 (11.63%)	3.20	0.84				

**William Carey University**  
**Graduate Follow-Up Survey 2024-Business Administration**

1 - I am an active member of a church					
Response Option	Weight	Frequency	Percent	Percent Responses	Means
Yes	(1)	2	50.00%		
No	(2)	2	50.00%		
				0 25 50 75 100	
<b>Response Rate</b>					
4/24 (16.67%)					

2 - Type of Employer:					
Response Option	Weight	Frequency	Percent	Percent Responses	Means
Private	(7)	3	75.00%		
Military	(6)	0	0.00%		
Educational	(5)	0	0.00%		
Federal/State	(4)	0	0.00%		
Church	(3)	0	0.00%		
Other	(2)	1	25.00%		
NA	(1)	0	0.00%		
				0 25 50 75 100	
<b>Response Rate</b>					
4/24 (16.67%)					

3 - Where are you employed?					
Response Option	Weight	Frequency	Percent	Percent Responses	Means
In Mississippi	(1)	2	50.00%		
In Another State	(2)	2	50.00%		
Internationally	(3)	0	0.00%		
				0 25 50 75 100	
<b>Response Rate</b>					
4/24 (16.67%)					

4 - Job preparation received at William Carey University:					
Response Option	Weight	Frequency	Percent	Percent Responses	Means
Excellent	(1)	2	50.00%		
Good	(2)	2	50.00%		
Fair	(3)	0	0.00%		
Inadequate	(4)	0	0.00%		
				0 25 50 75 100	
<b>Response Rate</b>					
4/24 (16.67%)					

5 - Future Plans:					
Response Option	Weight	Frequency	Percent	Percent Responses	Means
Presently enrolled in an advanced degree	(1)	2	50.00%		1.75
Plan to enroll for an advanced degree in the future	(2)	1	25.00%		
Do not plan to seek additional college education	(3)	1	25.00%		
Plan to pursue a military career	(4)	0	0.00%		
				0 25 50 75 100	Question
<b>Response Rate</b>	<b>Mean</b>	<b>STD</b>			
4/24 (16.67%)	1.75	0.96			

**William Carey University**  
**Graduate Follow-Up Survey 2024-Business Administration**

6 - Employment Status:						
Response Option	Weight	Frequency	Percent	Percent Responses	Means	
Full-Time/In a related field	(1)	3	75.00%		1.25 	
Full-time/Not in a related field	(2)	1	25.00%			
Part-time/In a related field	(3)	0	0.00%			
Part-time/Not in a related field	(4)	0	0.00%			
Unemployed/Seeking Employment	(5)	0	0.00%			
Unemployed/Not Seeking Employment	(6)	0	0.00%			
Retired	(7)	0	0.00%			
				0 25 50 75 100	Question	
Response Rate	Mean	STD				
4/24 (16.67%)	1.25	0.50				

7 - Do you recommend William Carey University to individuals seeking programs similar to the one you completed?						
Response Option	Weight	Frequency	Percent	Percent Responses	Means	
Yes	(1)	3	75.00%		1.25 	
No	(2)	1	25.00%			
				0 25 50 75 100	Question	
Response Rate	Mean	STD				
4/24 (16.67%)	1.25	0.50				




8 - Approximate GPA while attending William Carey University?						
Response Option	Weight	Frequency	Percent	Percent Responses	Means	
3.5-4.0	(4)	4	100.00%		4.00 	
3.0-3.5	(3)	0	0.00%			
2.5-3.0	(2)	0	0.00%			
2.0-2.5	(1)	0	0.00%			
				0 25 50 75 100	Question	
Response Rate	Mean	STD				
4/24 (16.67%)	4.00	0.00				




9 - Were you a Community or Junior college transfer?						
Response Option	Weight	Frequency	Percent	Percent Responses	Means	
Yes	(1)	1	25.00%			
No	(2)	3	75.00%			
				0 25 50 75 100	Question	
Response Rate	Mean	STD				
4/24 (16.67%)						




10 - Instruction in courses -						
Response Option	Weight	Frequency	Percent	Percent Responses	Means	
Excellent	(4)	2	50.00%		3.50 	
Good	(3)	2	50.00%			
Fair	(2)	0	0.00%			
Poor	(1)	0	0.00%			
				0 25 50 75 100	Question	
Response Rate	Mean	STD				
4/24 (16.67%)	3.50	0.58				



**William Carey University**  
**Graduate Follow-Up Survey 2024-Business Administration**

11 - Accessibility of instructors-						
Response Option	Weight	Frequency	Percent	Percent Responses	Means	
Excellent	(4)	3	75.00%			
Good	(3)	1	25.00%			
Fair	(2)	0	0.00%			
Poor	(1)	0	0.00%			
				0 25 50 75 100	Question	
Response Rate	Mean	STD				
4/24 (16.67%)	3.75	0.50				

12 - Quality of career preparation-						
Response Option	Weight	Frequency	Percent	Percent Responses	Means	
Excellent	(4)	3	75.00%			
Good	(3)	0	0.00%			
Fair	(2)	1	25.00%			
Poor	(1)	0	0.00%			
				0 25 50 75 100	Question	
Response Rate	Mean	STD				
4/24 (16.67%)	3.50	1.00				

13 - Overall quality of the academic degree program -						
Response Option	Weight	Frequency	Percent	Percent Responses	Means	
Excellent	(4)	3	75.00%			
Good	(3)	1	25.00%			
Fair	(2)	0	0.00%			
Poor	(1)	0	0.00%			
				0 25 50 75 100	Question	
Response Rate	Mean	STD				
4/24 (16.67%)	3.75	0.50				

**William Carey University**  
**Graduate Follow-Up Survey 2024-Christian Ministry**

1 - I am an active member of a church					
Response Option	Weight	Frequency	Percent	Percent Responses	Means
Yes	(1)	2	100.00%		
No	(2)	0	0.00%		
				0 25 50 75 100	
<b>Response Rate</b>					
2/7 (28.57%)					

2 - Type of Employer:					
Response Option	Weight	Frequency	Percent	Percent Responses	Means
Private	(7)	0	0.00%		
Military	(6)	0	0.00%		
Educational	(5)	2	100.00%		
Federal/State	(4)	0	0.00%		
Church	(3)	0	0.00%		
Other	(2)	0	0.00%		
NA	(1)	0	0.00%		
				0 25 50 75 100	
<b>Response Rate</b>					
2/7 (28.57%)					

3 - Where are you employed?					
Response Option	Weight	Frequency	Percent	Percent Responses	Means
In Mississippi	(1)	2	100.00%		
In Another State	(2)	0	0.00%		
Internationally	(3)	0	0.00%		
				0 25 50 75 100	
<b>Response Rate</b>					
2/7 (28.57%)					

4 - Job preparation received at William Carey University:					
Response Option	Weight	Frequency	Percent	Percent Responses	Means
Excellent	(1)	2	100.00%		
Good	(2)	0	0.00%		
Fair	(3)	0	0.00%		
Inadequate	(4)	0	0.00%		
				0 25 50 75 100	
<b>Response Rate</b>					
2/7 (28.57%)					

5 - Future Plans:					
Response Option	Weight	Frequency	Percent	Percent Responses	Means
Presently enrolled in an advanced degree	(1)	1	50.00%		1.50
Plan to enroll for an advanced degree in the future	(2)	1	50.00%		
Do not plan to seek additional college education	(3)	0	0.00%		
Plan to pursue a military career	(4)	0	0.00%		
				0 25 50 75 100	Question
<b>Response Rate</b>	<b>Mean</b>	<b>STD</b>			
2/7 (28.57%)	1.50	0.71			

**William Carey University**  
**Graduate Follow-Up Survey 2024-Christian Ministry**

6 - Employment Status:									
Response Option	Weight	Frequency	Percent	Percent Responses		Means			
Full-Time/In a related field	(1)	1	50.00%			1.50 			
Full-time/Not in a related field	(2)	1	50.00%						
Part-time/In a related field	(3)	0	0.00%						
Part-time/Not in a related field	(4)	0	0.00%						
Unemployed/Seeking Employment	(5)	0	0.00%						
Unemployed/Not Seeking Employment	(6)	0	0.00%						
Retired	(7)	0	0.00%						
				0	25	50	75	100	Question
Response Rate	Mean	STD							
2/7 (28.57%)	1.50	0.71							

7 - Do you recommend William Carey University to individuals seeking programs similar to the one you completed?									
Response Option	Weight	Frequency	Percent	Percent Responses		Means			
Yes	(1)	2	100.00%			1.00 			
No	(2)	0	0.00%						
				0	25	50	75	100	Question
Response Rate	Mean	STD							
2/7 (28.57%)	1.00	0.00							

8 - Approximate GPA while attending William Carey University?									
Response Option	Weight	Frequency	Percent	Percent Responses		Means			
3.5-4.0	(4)	1	50.00%			3.50 			
3.0-3.5	(3)	1	50.00%						
2.5-3.0	(2)	0	0.00%						
2.0-2.5	(1)	0	0.00%						
				0	25	50	75	100	Question
Response Rate	Mean	STD							
2/7 (28.57%)	3.50	0.71							

9 - Were you a Community or Junior college transfer?									
Response Option	Weight	Frequency	Percent	Percent Responses		Means			
Yes	(1)	0	0.00%						
No	(2)	2	100.00%						
				0	25	50	75	100	Question
Response Rate	Mean	STD							
2/7 (28.57%)									

10 - Instruction in courses -									
Response Option	Weight	Frequency	Percent	Percent Responses		Means			
Excellent	(4)	2	100.00%			4.00 			
Good	(3)	0	0.00%						
Fair	(2)	0	0.00%						
Poor	(1)	0	0.00%						
				0	25	50	75	100	Question
Response Rate	Mean	STD							
2/7 (28.57%)	4.00	0.00							

**William Carey University**  
**Graduate Follow-Up Survey 2024-Christian Ministry**

11 - Accessibility of instructors-									
Response Option	Weight	Frequency	Percent	Percent Responses		Means			
Excellent	(4)	1	50.00%			3.00			
Good	(3)	0	0.00%						
Fair	(2)	1	50.00%						
Poor	(1)	0	0.00%						
				0	25	50	75	100	Question
Response Rate	Mean	STD							
2/7 (28.57%)	3.00	1.41							

12 - Quality of career preparation-									
Response Option	Weight	Frequency	Percent	Percent Responses		Means			
Excellent	(4)	1	50.00%			3.50			
Good	(3)	1	50.00%						
Fair	(2)	0	0.00%						
Poor	(1)	0	0.00%						
				0	25	50	75	100	Question
Response Rate	Mean	STD							
2/7 (28.57%)	3.50	0.71							

13 - Overall quality of the academic degree program -									
Response Option	Weight	Frequency	Percent	Percent Responses		Means			
Excellent	(4)	2	100.00%			4.00			
Good	(3)	0	0.00%						
Fair	(2)	0	0.00%						
Poor	(1)	0	0.00%						
				0	25	50	75	100	Question
Response Rate	Mean	STD							
2/7 (28.57%)	4.00	0.00							

**William Carey University**  
**Graduate Follow-Up Survey 2024-Criminal Justice**

1 - I am an active member of a church					
Response Option	Weight	Frequency	Percent	Percent Responses	Means
Yes	(1)	0	0.00%		
No	(2)	1	100.00%		
				0 25 50 75 100	
<b>Response Rate</b>					
1/10 (10%)					

2 - Type of Employer:					
Response Option	Weight	Frequency	Percent	Percent Responses	Means
Private	(7)	0	0.00%		
Military	(6)	0	0.00%		
Educational	(5)	0	0.00%		
Federal/State	(4)	0	0.00%		
Church	(3)	0	0.00%		
Other	(2)	1	100.00%		
NA	(1)	0	0.00%		
				0 25 50 75 100	
<b>Response Rate</b>					
1/10 (10%)					

3 - Where are you employed?					
Response Option	Weight	Frequency	Percent	Percent Responses	Means
In Mississippi	(1)	1	100.00%		
In Another State	(2)	0	0.00%		
Internationally	(3)	0	0.00%		
				0 25 50 75 100	
<b>Response Rate</b>	1/10 (10%)				

4 - Job preparation received at William Carey University:					
Response Option	Weight	Frequency	Percent	Percent Responses	Means
Excellent	(1)	1	100.00%		
Good	(2)	0	0.00%		
Fair	(3)	0	0.00%		
Inadequate	(4)	0	0.00%		
				0 25 50 75 100	
<b>Response Rate</b>	1/10 (10%)				

5 - Future Plans:					
Response Option	Weight	Frequency	Percent	Percent Responses	Means
Presently enrolled in an advanced degree	(1)	1	100.00%		1.00
Plan to enroll for an advanced degree in the future	(2)	0	0.00%		
Do not plan to seek additional college education	(3)	0	0.00%		
Plan to pursue a military career	(4)	0	0.00%		
				0 25 50 75 100	Question
<b>Response Rate</b>	<b>Mean</b>	<b>STD</b>			
1/10 (10%)	1.00	0.00			

**William Carey University**  
**Graduate Follow-Up Survey 2024-Criminal Justice**

6 - Employment Status:									
Response Option	Weight	Frequency	Percent	Percent Responses		Means			
Full-Time/In a related field	(1)	1	100.00%			1.00			
Full-time/Not in a related field	(2)	0	0.00%						
Part-time/In a related field	(3)	0	0.00%						
Part-time/Not in a related field	(4)	0	0.00%						
Unemployed/Seeking Employment	(5)	0	0.00%						
Unemployed/Not Seeking Employment	(6)	0	0.00%						
Retired	(7)	0	0.00%						
				0	25	50	75	100	Question
Response Rate	Mean	STD							
1/10 (10%)	1.00	0.00							

7 - Do you recommend William Carey University to individuals seeking programs similar to the one you completed?									
Response Option	Weight	Frequency	Percent	Percent Responses		Means			
Yes	(1)	1	100.00%			1.00			
No	(2)	0	0.00%						
				0	25	50	75	100	Question
Response Rate	Mean	STD							
1/10 (10%)	1.00	0.00							

8 - Approximate GPA while attending William Carey University?									
Response Option	Weight	Frequency	Percent	Percent Responses		Means			
3.5-4.0	(4)	0	0.00%			3.00			
3.0-3.5	(3)	1	100.00%						
2.5-3.0	(2)	0	0.00%						
2.0-2.5	(1)	0	0.00%						
				0	25	50	75	100	Question
Response Rate	Mean	STD							
1/10 (10%)	3.00	0.00							

9 - Were you a Community or Junior college transfer?									
Response Option	Weight	Frequency	Percent	Percent Responses		Means			
Yes	(1)	1	100.00%						
No	(2)	0	0.00%						
				0	25	50	75	100	Question
Response Rate	Mean	STD							
1/10 (10%)									

10 - Instruction in courses -									
Response Option	Weight	Frequency	Percent	Percent Responses		Means			
Excellent	(4)	1	100.00%			4.00			
Good	(3)	0	0.00%						
Fair	(2)	0	0.00%						
Poor	(1)	0	0.00%						
				0	25	50	75	100	Question
Response Rate	Mean	STD							
1/10 (10%)	4.00	0.00							

**William Carey University**  
**Graduate Follow-Up Survey 2024-Criminal Justice**

11 - Accessibility of instructors-									
Response Option	Weight	Frequency	Percent	Percent Responses		Means			
Excellent	(4)	1	100.00%			4.00			
Good	(3)	0	0.00%						
Fair	(2)	0	0.00%						
Poor	(1)	0	0.00%						
				0	25	50	75	100	Question
Response Rate	Mean	STD							
1/10 (10%)	4.00	0.00							

12 - Quality of career preparation-									
Response Option	Weight	Frequency	Percent	Percent Responses		Means			
Excellent	(4)	1	100.00%			4.00			
Good	(3)	0	0.00%						
Fair	(2)	0	0.00%						
Poor	(1)	0	0.00%						
				0	25	50	75	100	Question
Response Rate	Mean	STD							
1/10 (10%)	4.00	0.00							

13 - Overall quality of the academic degree program -									
Response Option	Weight	Frequency	Percent	Percent Responses		Means			
Excellent	(4)	1	100.00%			4.00			
Good	(3)	0	0.00%						
Fair	(2)	0	0.00%						
Poor	(1)	0	0.00%						
				0	25	50	75	100	Question
Response Rate	Mean	STD							
1/10 (10%)	4.00	0.00							

**William Carey University**  
**Graduate Follow-Up Survey 2024-Cross Cultural Business Management**

1 - I am an active member of a church					
Response Option	Weight	Frequency	Percent	Percent Responses	Means
Yes	(1)	1	100.00%		
No	(2)	0	0.00%		
				0 25 50 75 100	
<b>Response Rate</b>					
1/5 (20%)					

2 - Type of Employer:					
Response Option	Weight	Frequency	Percent	Percent Responses	Means
Private	(7)	0	0.00%		
Military	(6)	0	0.00%		
Educational	(5)	0	0.00%		
Federal/State	(4)	0	0.00%		
Church	(3)	0	0.00%		
Other	(2)	1	100.00%		
NA	(1)	0	0.00%		
				0 25 50 75 100	
<b>Response Rate</b>					
1/5 (20%)					

3 - Where are you employed?					
Response Option	Weight	Frequency	Percent	Percent Responses	Means
In Mississippi	(1)	0	0.00%		
In Another State	(2)	1	100.00%		
Internationally	(3)	0	0.00%		
				0 25 50 75 100	
<b>Response Rate</b>	1/5 (20%)				

4 - Job preparation received at William Carey University:					
Response Option	Weight	Frequency	Percent	Percent Responses	Means
Excellent	(1)	0	0.00%		
Good	(2)	0	0.00%		
Fair	(3)	0	0.00%		
Inadequate	(4)	1	100.00%		
				0 25 50 75 100	
<b>Response Rate</b>	1/5 (20%)				

5 - Future Plans:					
Response Option	Weight	Frequency	Percent	Percent Responses	Means
Presently enrolled in an advanced degree	(1)	0	0.00%		3.00
Plan to enroll for an advanced degree in the future	(2)	0	0.00%		
Do not plan to seek additional college education	(3)	1	100.00%		
Plan to pursue a military career	(4)	0	0.00%		
				0 25 50 75 100	Question
<b>Response Rate</b>	<b>Mean</b>	<b>STD</b>			
1/5 (20%)	3.00	0.00			



**William Carey University**  
**Graduate Follow-Up Survey 2024-Cross Cultural Business Management**

6 - Employment Status:						
Response Option	Weight	Frequency	Percent	Percent Responses	Means	
Full-Time/In a related field	(1)	0	0.00%		2.00	
Full-time/Not in a related field	(2)	1	100.00%			
Part-time/In a related field	(3)	0	0.00%			
Part-time/Not in a related field	(4)	0	0.00%			
Unemployed/Seeking Employment	(5)	0	0.00%			
Unemployed/Not Seeking Employment	(6)	0	0.00%			
Retired	(7)	0	0.00%			
				0 25 50 75 100	Question	
Response Rate	Mean	STD				
1/5 (20%)	2.00	0.00				

7 - Do you recommend William Carey University to individuals seeking programs similar to the one you completed?						
Response Option	Weight	Frequency	Percent	Percent Responses	Means	
Yes	(1)	1	100.00%		1.00	
No	(2)	0	0.00%			
				0 25 50 75 100	Question	
Response Rate	Mean	STD				
1/5 (20%)	1.00	0.00				

8 - Approximate GPA while attending William Carey University?						
Response Option	Weight	Frequency	Percent	Percent Responses	Means	
3.5-4.0	(4)	0	0.00%		2.00	
3.0-3.5	(3)	0	0.00%			
2.5-3.0	(2)	1	100.00%			
2.0-2.5	(1)	0	0.00%			
				0 25 50 75 100	Question	
Response Rate	Mean	STD				
1/5 (20%)	2.00	0.00				

9 - Were you a Community or Junior college transfer?						
Response Option	Weight	Frequency	Percent	Percent Responses	Means	
Yes	(1)	0	0.00%			
No	(2)	1	100.00%			
				0 25 50 75 100	Question	
Response Rate	Mean	STD				
1/5 (20%)						

10 - Instruction in courses -						
Response Option	Weight	Frequency	Percent	Percent Responses	Means	
Excellent	(4)	0	0.00%		1.00	
Good	(3)	0	0.00%			
Fair	(2)	0	0.00%			
Poor	(1)	1	100.00%			
				0 25 50 75 100	Question	
Response Rate	Mean	STD				
1/5 (20%)	1.00	0.00				

**William Carey University**  
**Graduate Follow-Up Survey 2024-Cross Cultural Business Management**

11 - Accessibility of instructors-									
Response Option	Weight	Frequency	Percent	Percent Responses		Means			
Excellent	(4)	0	0.00%			3.00			
Good	(3)	1	100.00%						
Fair	(2)	0	0.00%						
Poor	(1)	0	0.00%						
				0	25	50	75	100	Question
Response Rate	Mean	STD							
1/5 (20%)	3.00	0.00							

12 - Quality of career preparation-									
Response Option	Weight	Frequency	Percent	Percent Responses		Means			
Excellent	(4)	0	0.00%			1.00			
Good	(3)	0	0.00%						
Fair	(2)	0	0.00%						
Poor	(1)	1	100.00%						
				0	25	50	75	100	Question
Response Rate	Mean	STD							
1/5 (20%)	1.00	0.00							

13 - Overall quality of the academic degree program -									
Response Option	Weight	Frequency	Percent	Percent Responses		Means			
Excellent	(4)	0	0.00%			3.00			
Good	(3)	1	100.00%						
Fair	(2)	0	0.00%						
Poor	(1)	0	0.00%						
				0	25	50	75	100	Question
Response Rate	Mean	STD							
1/5 (20%)	3.00	0.00							

**William Carey University**  
**Graduate Follow-Up Survey 2024-Elementary Education**

1 - I am an active member of a church					
Response Option	Weight	Frequency	Percent	Percent Responses	Means
Yes	(1)	10	83.33%		
No	(2)	2	16.67%		
				0 25 50 75 100	
<b>Response Rate</b>					
12/114 (10.53%)					


2 - Type of Employer:					
Response Option	Weight	Frequency	Percent	Percent Responses	Means
Private	(7)	0	0.00%		
Military	(6)	0	0.00%		
Educational	(5)	8	66.67%		
Federal/State	(4)	4	33.33%		
Church	(3)	0	0.00%		
Other	(2)	0	0.00%		
NA	(1)	0	0.00%		
				0 25 50 75 100	
<b>Response Rate</b>					
12/114 (10.53%)					


3 - Where are you employed?					
Response Option	Weight	Frequency	Percent	Percent Responses	Means
In Mississippi	(1)	12	100.00%		
In Another State	(2)	0	0.00%		
Internationally	(3)	0	0.00%		
				0 25 50 75 100	
<b>Response Rate</b>	12/114 (10.53%)				

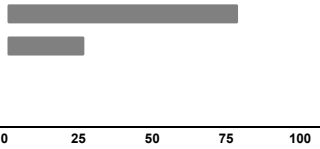
4 - Job preparation received at William Carey University:					
Response Option	Weight	Frequency	Percent	Percent Responses	Means
Excellent	(1)	11	91.67%		
Good	(2)	1	8.33%		
Fair	(3)	0	0.00%		
Inadequate	(4)	0	0.00%		
				0 25 50 75 100	
<b>Response Rate</b>	12/114 (10.53%)				


5 - Future Plans:					
Response Option	Weight	Frequency	Percent	Percent Responses	Means
Presently enrolled in an advanced degree	(1)	2	16.67%		1.92
Plan to enroll for an advanced degree in the future	(2)	9	75.00%		
Do not plan to seek additional college education	(3)	1	8.33%		
Plan to pursue a military career	(4)	0	0.00%		
				0 25 50 75 100	Question
<b>Response Rate</b>	<b>Mean</b>	<b>STD</b>			
12/114 (10.53%)	1.92	0.51			


**William Carey University**  
**Graduate Follow-Up Survey 2024-Elementary Education**

6 - Employment Status:						
Response Option	Weight	Frequency	Percent	Percent Responses	Means	
Full-Time/In a related field	(1)	12	100.00%		1.00	
Full-time/Not in a related field	(2)	0	0.00%			
Part-time/In a related field	(3)	0	0.00%			
Part-time/Not in a related field	(4)	0	0.00%			
Unemployed/Seeking Employment	(5)	0	0.00%			
Unemployed/Not Seeking Employment	(6)	0	0.00%			
Retired	(7)	0	0.00%			
				0 25 50 75 100	Question	
Response Rate	Mean	STD				
12/114 (10.53%)	1.00	0.00				




7 - Do you recommend William Carey University to individuals seeking programs similar to the one you completed?						
Response Option	Weight	Frequency	Percent	Percent Responses	Means	
Yes	(1)	10	100.00%		1.00	
No	(2)	0	0.00%			
				0 25 50 75 100	Question	
Response Rate	Mean	STD				
10/114 (8.77%)	1.00	0.00				





8 - Approximate GPA while attending William Carey University?						
Response Option	Weight	Frequency	Percent	Percent Responses	Means	
3.5-4.0	(4)	9	75.00%		3.75	
3.0-3.5	(3)	3	25.00%			
2.5-3.0	(2)	0	0.00%			
2.0-2.5	(1)	0	0.00%			
				0 25 50 75 100	Question	
Response Rate	Mean	STD				
12/114 (10.53%)	3.75	0.45				




9 - Were you a Community or Junior college transfer?						
Response Option	Weight	Frequency	Percent	Percent Responses	Means	
Yes	(1)	8	66.67%			
No	(2)	4	33.33%			
				0 25 50 75 100	Question	
Response Rate	Mean	STD				
12/114 (10.53%)						

10 - Instruction in courses -						
Response Option	Weight	Frequency	Percent	Percent Responses	Means	
Excellent	(4)	11	91.67%		3.92	
Good	(3)	1	8.33%			
Fair	(2)	0	0.00%			
Poor	(1)	0	0.00%			
				0 25 50 75 100	Question	
Response Rate	Mean	STD				
12/114 (10.53%)	3.92	0.29				

**William Carey University**  
**Graduate Follow-Up Survey 2024-Elementary Education**

11 - Accessibility of instructors-						
Response Option	Weight	Frequency	Percent	Percent Responses	Means	
Excellent	(4)	11	91.67%			
Good	(3)	1	8.33%			
Fair	(2)	0	0.00%			
Poor	(1)	0	0.00%			
				0 25 50 75 100	Question	
Response Rate	Mean	STD				
12/114 (10.53%)	3.92	0.29				

12 - Quality of career preparation-						
Response Option	Weight	Frequency	Percent	Percent Responses	Means	
Excellent	(4)	10	83.33%			
Good	(3)	1	8.33%			
Fair	(2)	0	0.00%			
Poor	(1)	1	8.33%			
				0 25 50 75 100	Question	
Response Rate	Mean	STD				
12/114 (10.53%)	3.67	0.89				

13 - Overall quality of the academic degree program -						
Response Option	Weight	Frequency	Percent	Percent Responses	Means	
Excellent	(4)	10	83.33%			
Good	(3)	2	16.67%			
Fair	(2)	0	0.00%			
Poor	(1)	0	0.00%			
				0 25 50 75 100	Question	
Response Rate	Mean	STD				
12/114 (10.53%)	3.83	0.39				

**William Carey University**  
**Graduate Follow-Up Survey 2024-English**

1 - I am an active member of a church								
Response Option	Weight	Frequency	Percent	Percent Responses		Means		
Yes	(1)	1	100.00%					
No	(2)	0	0.00%					
				0	25	50	75	100
<b>Response Rate</b>								
1/17 (5.88%)								

2 - Type of Employer:								
Response Option	Weight	Frequency	Percent	Percent Responses		Means		
Private	(7)	0	0.00%					
Military	(6)	0	0.00%					
Educational	(5)	0	0.00%					
Federal/State	(4)	0	0.00%					
Church	(3)	1	100.00%					
Other	(2)	0	0.00%					
NA	(1)	0	0.00%					
				0	25	50	75	100
<b>Response Rate</b>								
1/17 (5.88%)								

3 - Where are you employed?								
Response Option	Weight	Frequency	Percent	Percent Responses		Means		
In Mississippi	(1)	1	100.00%					
In Another State	(2)	0	0.00%					
Internationally	(3)	1	100.00%					
				0	25	50	75	100
<b>Response Rate</b>	1/17 (5.88%)							

4 - Job preparation received at William Carey University:								
Response Option	Weight	Frequency	Percent	Percent Responses		Means		
Excellent	(1)	1	100.00%					
Good	(2)	0	0.00%					
Fair	(3)	0	0.00%					
Inadequate	(4)	0	0.00%					
				0	25	50	75	100
<b>Response Rate</b>	1/17 (5.88%)							

5 - Future Plans:								
Response Option	Weight	Frequency	Percent	Percent Responses		Means		
Presently enrolled in an advanced degree	(1)	0	0.00%			2.00		
Plan to enroll for an advanced degree in the future	(2)	1	100.00%					
Do not plan to seek additional college education	(3)	0	0.00%					
Plan to pursue a military career	(4)	0	0.00%					
				0	25	50	75	100
<b>Response Rate</b>						Question		
1/17 (5.88%)	Mean	STD						
	2.00	0.00						

**William Carey University**  
**Graduate Follow-Up Survey 2024-English**

6 - Employment Status:									
Response Option	Weight	Frequency	Percent	Percent Responses		Means			
Full-Time/In a related field	(1)	1	100.00%			1.00			
Full-time/Not in a related field	(2)	0	0.00%						
Part-time/In a related field	(3)	0	0.00%						
Part-time/Not in a related field	(4)	0	0.00%						
Unemployed/Seeking Employment	(5)	0	0.00%						
Unemployed/Not Seeking Employment	(6)	0	0.00%						
Retired	(7)	0	0.00%						
				0	25	50	75	100	Question
Response Rate	Mean	STD							
1/17 (5.88%)	1.00	0.00							

7 - Do you recommend William Carey University to individuals seeking programs similar to the one you completed?									
Response Option	Weight	Frequency	Percent	Percent Responses		Means			
Yes	(1)	1	100.00%			1.00			
No	(2)	0	0.00%						
				0	25	50	75	100	Question
Response Rate	Mean	STD							
1/17 (5.88%)	1.00	0.00							

8 - Approximate GPA while attending William Carey University?									
Response Option	Weight	Frequency	Percent	Percent Responses		Means			
3.5-4.0	(4)	0	0.00%			2.00			
3.0-3.5	(3)	0	0.00%						
2.5-3.0	(2)	1	100.00%						
2.0-2.5	(1)	0	0.00%						
				0	25	50	75	100	Question
Response Rate	Mean	STD							
1/17 (5.88%)	2.00	0.00							

9 - Were you a Community or Junior college transfer?									
Response Option	Weight	Frequency	Percent	Percent Responses		Means			
Yes	(1)	1	100.00%						
No	(2)	0	0.00%						
				0	25	50	75	100	Question
Response Rate	Mean	STD							
1/17 (5.88%)									

10 - Instruction in courses -									
Response Option	Weight	Frequency	Percent	Percent Responses		Means			
Excellent	(4)	1	100.00%			4.00			
Good	(3)	0	0.00%						
Fair	(2)	0	0.00%						
Poor	(1)	0	0.00%						
				0	25	50	75	100	Question
Response Rate	Mean	STD							
1/17 (5.88%)	4.00	0.00							

**William Carey University**  
**Graduate Follow-Up Survey 2024-English**

11 - Accessibility of instructors-									
Response Option	Weight	Frequency	Percent	Percent Responses		Means			
Excellent	(4)	1	100.00%			4.00			
Good	(3)	0	0.00%						
Fair	(2)	0	0.00%						
Poor	(1)	0	0.00%						
				0	25	50	75	100	Question
Response Rate	Mean	STD							
1/17 (5.88%)	4.00	0.00							

12 - Quality of career preparation-									
Response Option	Weight	Frequency	Percent	Percent Responses		Means			
Excellent	(4)	1	100.00%			4.00			
Good	(3)	0	0.00%						
Fair	(2)	0	0.00%						
Poor	(1)	0	0.00%						
				0	25	50	75	100	Question
Response Rate	Mean	STD							
1/17 (5.88%)	4.00	0.00							

13 - Overall quality of the academic degree program -									
Response Option	Weight	Frequency	Percent	Percent Responses		Means			
Excellent	(4)	0	0.00%						
Good	(3)	0	0.00%						
Fair	(2)	0	0.00%						
Poor	(1)	0	0.00%						
				0	25	50	75	100	
Response Rate	Mean	STD							
0/17 (0%)	0.00	0.00							



**William Carey University**  
**Graduate Follow-Up Survey 2024-Health Administration and Education**

1 - I am an active member of a church					
Response Option	Weight	Frequency	Percent	Percent Responses	Means
Yes	(1)	4	66.67%		
No	(2)	2	33.33%		
				0 25 50 75 100	
<b>Response Rate</b>					
6/21 (28.57%)					

2 - Type of Employer:					
Response Option	Weight	Frequency	Percent	Percent Responses	Means
Private	(7)	4	66.67%		
Military	(6)	0	0.00%		
Educational	(5)	0	0.00%		
Federal/State	(4)	0	0.00%		
Church	(3)	0	0.00%		
Other	(2)	1	16.67%		
NA	(1)	1	16.67%		
				0 25 50 75 100	
<b>Response Rate</b>					
6/21 (28.57%)					

3 - Where are you employed?					
Response Option	Weight	Frequency	Percent	Percent Responses	Means
In Mississippi	(1)	4	66.67%		
In Another State	(2)	2	33.33%		
Internationally	(3)	0	0.00%		
				0 25 50 75 100	
<b>Response Rate</b>	6/21 (28.57%)				

4 - Job preparation received at William Carey University:					
Response Option	Weight	Frequency	Percent	Percent Responses	Means
Excellent	(1)	3	50.00%		
Good	(2)	2	33.33%		
Fair	(3)	0	0.00%		
Inadequate	(4)	1	16.67%		
				0 25 50 75 100	
<b>Response Rate</b>	6/21 (28.57%)				

5 - Future Plans:					
Response Option	Weight	Frequency	Percent	Percent Responses	Means
Presently enrolled in an advanced degree	(1)	2	33.33%		1.83
Plan to enroll for an advanced degree in the future	(2)	3	50.00%		
Do not plan to seek additional college education	(3)	1	16.67%		
Plan to pursue a military career	(4)	0	0.00%		
				0 25 50 75 100	Question
<b>Response Rate</b>					
6/21 (28.57%)	Mean	STD			
	1.83	0.75			

**William Carey University**  
**Graduate Follow-Up Survey 2024-Health Administration and Education**

6 - Employment Status:						
Response Option	Weight	Frequency	Percent	Percent Responses	Means	
Full-Time/In a related field	(1)	3	50.00%		1.67	
Full-time/Not in a related field	(2)	2	33.33%			
Part-time/In a related field	(3)	1	16.67%			
Part-time/Not in a related field	(4)	0	0.00%			
Unemployed/Seeking Employment	(5)	0	0.00%			
Unemployed/Not Seeking Employment	(6)	0	0.00%			
Retired	(7)	0	0.00%			
				0 25 50 75 100	Question	
Response Rate	Mean	STD				
6/21 (28.57%)	1.67	0.82				





7 - Do you recommend William Carey University to individuals seeking programs similar to the one you completed?						
Response Option	Weight	Frequency	Percent	Percent Responses	Means	
Yes	(1)	5	83.33%		1.17	
No	(2)	1	16.67%			
				0 25 50 75 100	Question	
Response Rate	Mean	STD				
6/21 (28.57%)	1.17	0.41				





8 - Approximate GPA while attending William Carey University?						
Response Option	Weight	Frequency	Percent	Percent Responses	Means	
3.5-4.0	(4)	1	16.67%		3.00	
3.0-3.5	(3)	4	66.67%			
2.5-3.0	(2)	1	16.67%			
2.0-2.5	(1)	0	0.00%			
				0 25 50 75 100	Question	
Response Rate	Mean	STD				
6/21 (28.57%)	3.00	0.63				





9 - Were you a Community or Junior college transfer?						
Response Option	Weight	Frequency	Percent	Percent Responses	Means	
Yes	(1)	4	66.67%			
No	(2)	2	33.33%			
				0 25 50 75 100	Question	
Response Rate	Mean	STD				
6/21 (28.57%)						

10 - Instruction in courses -						
Response Option	Weight	Frequency	Percent	Percent Responses	Means	
Excellent	(4)	3	50.00%		3.33	
Good	(3)	2	33.33%			
Fair	(2)	1	16.67%			
Poor	(1)	0	0.00%			
				0 25 50 75 100	Question	
Response Rate	Mean	STD				
6/21 (28.57%)	3.33	0.82				

**William Carey University**  
**Graduate Follow-Up Survey 2024-Health Administration and Education**

11 - Accessibility of instructors-						
Response Option	Weight	Frequency	Percent	Percent Responses	Means	
Excellent	(4)	3	50.00%			
Good	(3)	2	33.33%			
Fair	(2)	1	16.67%			
Poor	(1)	0	0.00%			
				0 25 50 75 100	Question	
Response Rate	Mean	STD				
6/21 (28.57%)	3.33	0.82				

12 - Quality of career preparation-						
Response Option	Weight	Frequency	Percent	Percent Responses	Means	
Excellent	(4)	4	66.67%			
Good	(3)	1	16.67%			
Fair	(2)	0	0.00%			
Poor	(1)	1	16.67%			
				0 25 50 75 100	Question	
Response Rate	Mean	STD				
6/21 (28.57%)	3.33	1.21				

13 - Overall quality of the academic degree program -						
Response Option	Weight	Frequency	Percent	Percent Responses	Means	
Excellent	(4)	3	50.00%			
Good	(3)	2	33.33%			
Fair	(2)	1	16.67%			
Poor	(1)	0	0.00%			
				0 25 50 75 100	Question	
Response Rate	Mean	STD				
6/21 (28.57%)	3.33	0.82				

**William Carey University**  
**Graduate Follow-Up Survey 2024-Health Information Management**

1 - I am an active member of a church					
Response Option	Weight	Frequency	Percent	Percent Responses	Means
Yes	(1)	3	75.00%		
No	(2)	1	25.00%		
				0 25 50 75 100	
<b>Response Rate</b>					
4/16 (25%)					

2 - Type of Employer:					
Response Option	Weight	Frequency	Percent	Percent Responses	Means
Private	(7)	0	0.00%		
Military	(6)	0	0.00%		
Educational	(5)	0	0.00%		
Federal/State	(4)	1	33.33%		
Church	(3)	0	0.00%		
Other	(2)	1	33.33%		
NA	(1)	1	33.33%		
				0 25 50 75 100	
<b>Response Rate</b>					
3/16 (18.75%)					

3 - Where are you employed?					
Response Option	Weight	Frequency	Percent	Percent Responses	Means
In Mississippi	(1)	4	100.00%		
In Another State	(2)	0	0.00%		
Internationally	(3)	0	0.00%		
				0 25 50 75 100	
<b>Response Rate</b>					
4/16 (25%)					

4 - Job preparation received at William Carey University:					
Response Option	Weight	Frequency	Percent	Percent Responses	Means
Excellent	(1)	3	75.00%		
Good	(2)	2	50.00%		
Fair	(3)	0	0.00%		
Inadequate	(4)	0	0.00%		
				0 25 50 75 100	
<b>Response Rate</b>					
4/16 (25%)					

5 - Future Plans:					
Response Option	Weight	Frequency	Percent	Percent Responses	Means
Presently enrolled in an advanced degree	(1)	0	0.00%		2.00
Plan to enroll for an advanced degree in the future	(2)	4	100.00%		
Do not plan to seek additional college education	(3)	0	0.00%		
Plan to pursue a military career	(4)	0	0.00%		
				0 25 50 75 100	Question
<b>Response Rate</b>	<b>Mean</b>	<b>STD</b>			
4/16 (25%)	2.00	0.00			

**William Carey University**  
**Graduate Follow-Up Survey 2024-Health Information Management**

6 - Employment Status:						
Response Option	Weight	Frequency	Percent	Percent Responses	Means	
Full-Time/In a related field	(1)	1	25.00%		3.25	
Full-time/Not in a related field	(2)	1	25.00%			
Part-time/In a related field	(3)	0	0.00%			
Part-time/Not in a related field	(4)	0	0.00%			
Unemployed/Seeking Employment	(5)	2	50.00%			
Unemployed/Not Seeking Employment	(6)	0	0.00%			
Retired	(7)	0	0.00%			
				0 25 50 75 100	Question	
Response Rate	Mean	STD				
4/16 (25%)	3.25	2.06				

7 - Do you recommend William Carey University to individuals seeking programs similar to the one you completed?						
Response Option	Weight	Frequency	Percent	Percent Responses	Means	
Yes	(1)	3	75.00%		1.25	
No	(2)	1	25.00%			
				0 25 50 75 100	Question	
Response Rate	Mean	STD				
4/16 (25%)	1.25	0.50				

8 - Approximate GPA while attending William Carey University?						
Response Option	Weight	Frequency	Percent	Percent Responses	Means	
3.5-4.0	(4)	1	25.00%		3.00	
3.0-3.5	(3)	2	50.00%			
2.5-3.0	(2)	1	25.00%			
2.0-2.5	(1)	0	0.00%			
				0 25 50 75 100	Question	
Response Rate	Mean	STD				
4/16 (25%)	3.00	0.82				

9 - Were you a Community or Junior college transfer?						
Response Option	Weight	Frequency	Percent	Percent Responses	Means	
Yes	(1)	4	100.00%			
No	(2)	0	0.00%			
				0 25 50 75 100	Question	
Response Rate	Mean	STD				
4/16 (25%)						

10 - Instruction in courses -						
Response Option	Weight	Frequency	Percent	Percent Responses	Means	
Excellent	(4)	2	50.00%		3.25	
Good	(3)	1	25.00%			
Fair	(2)	1	25.00%			
Poor	(1)	0	0.00%			
				0 25 50 75 100	Question	
Response Rate	Mean	STD				
4/16 (25%)	3.25	0.96				

**William Carey University**  
**Graduate Follow-Up Survey 2024-Health Information Management**

11 - Accessibility of instructors-									
Response Option	Weight	Frequency	Percent	Percent Responses		Means			
Excellent	(4)	2	50.00%			3.50			
Good	(3)	2	50.00%						
Fair	(2)	0	0.00%						
Poor	(1)	0	0.00%						
				0	25	50	75	100	Question
Response Rate	Mean	STD							
4/16 (25%)	3.50	0.58							

12 - Quality of career preparation-									
Response Option	Weight	Frequency	Percent	Percent Responses		Means			
Excellent	(4)	3	75.00%			3.75			
Good	(3)	1	25.00%						
Fair	(2)	0	0.00%						
Poor	(1)	0	0.00%						
				0	25	50	75	100	Question
Response Rate	Mean	STD							
4/16 (25%)	3.75	0.50							

13 - Overall quality of the academic degree program -									
Response Option	Weight	Frequency	Percent	Percent Responses		Means			
Excellent	(4)	3	75.00%			3.75			
Good	(3)	1	25.00%						
Fair	(2)	0	0.00%						
Poor	(1)	0	0.00%						
				0	25	50	75	100	Question
Response Rate	Mean	STD							
4/16 (25%)	3.75	0.50							

**William Carey University**  
**Graduate Follow-Up Survey 2024-Health, PE and Recreation**

1 - I am an active member of a church					
Response Option	Weight	Frequency	Percent	Percent Responses	Means
Yes	(1)	1	50.00%		
No	(2)	1	50.00%		
				0 25 50 75 100	
<b>Response Rate</b>					
2/44 (4.55%)					

2 - Type of Employer:					
Response Option	Weight	Frequency	Percent	Percent Responses	Means
Private	(7)	1	50.00%		
Military	(6)	0	0.00%		
Educational	(5)	1	50.00%		
Federal/State	(4)	0	0.00%		
Church	(3)	0	0.00%		
Other	(2)	0	0.00%		
NA	(1)	0	0.00%		
				0 25 50 75 100	
<b>Response Rate</b>					
2/44 (4.55%)					

3 - Where are you employed?					
Response Option	Weight	Frequency	Percent	Percent Responses	Means
In Mississippi	(1)	0	0.00%		
In Another State	(2)	2	100.00%		
Internationally	(3)	0	0.00%		
				0 25 50 75 100	
<b>Response Rate</b>					
2/44 (4.55%)					

4 - Job preparation received at William Carey University:					
Response Option	Weight	Frequency	Percent	Percent Responses	Means
Excellent	(1)	0	0.00%		
Good	(2)	1	50.00%		
Fair	(3)	0	0.00%		
Inadequate	(4)	1	50.00%		
				0 25 50 75 100	
<b>Response Rate</b>					
2/44 (4.55%)					

5 - Future Plans:					
Response Option	Weight	Frequency	Percent	Percent Responses	Means
Presently enrolled in an advanced degree	(1)	0	0.00%		2.50 
Plan to enroll for an advanced degree in the future	(2)	1	50.00%		
Do not plan to seek additional college education	(3)	1	50.00%		
Plan to pursue a military career	(4)	0	0.00%		
				0 25 50 75 100	Question
<b>Response Rate</b>	<b>Mean</b>	<b>STD</b>			
2/44 (4.55%)	2.50	0.71			

**William Carey University**  
**Graduate Follow-Up Survey 2024-Health, PE and Recreation**

6 - Employment Status:						
Response Option	Weight	Frequency	Percent	Percent Responses	Means	
Full-Time/In a related field	(1)	1	50.00%		2.50	
Full-time/Not in a related field	(2)	0	0.00%			
Part-time/In a related field	(3)	0	0.00%			
Part-time/Not in a related field	(4)	1	50.00%			
Unemployed/Seeking Employment	(5)	0	0.00%			
Unemployed/Not Seeking Employment	(6)	0	0.00%			
Retired	(7)	0	0.00%			
				0 25 50 75 100	Question	
Response Rate	Mean	STD				
2/44 (4.55%)	2.50	2.12				

7 - Do you recommend William Carey University to individuals seeking programs similar to the one you completed?						
Response Option	Weight	Frequency	Percent	Percent Responses	Means	
Yes	(1)	2	100.00%		1.00	
No	(2)	0	0.00%			
				0 25 50 75 100	Question	
Response Rate	Mean	STD				
2/44 (4.55%)	1.00	0.00				




8 - Approximate GPA while attending William Carey University?						
Response Option	Weight	Frequency	Percent	Percent Responses	Means	
3.5-4.0	(4)	2	100.00%		4.00	
3.0-3.5	(3)	0	0.00%			
2.5-3.0	(2)	0	0.00%			
2.0-2.5	(1)	0	0.00%			
				0 25 50 75 100	Question	
Response Rate	Mean	STD				
2/44 (4.55%)	4.00	0.00				




9 - Were you a Community or Junior college transfer?						
Response Option	Weight	Frequency	Percent	Percent Responses	Means	
Yes	(1)	2	100.00%			
No	(2)	0	0.00%			
				0 25 50 75 100	Question	
Response Rate	Mean	STD				
2/44 (4.55%)						




10 - Instruction in courses -						
Response Option	Weight	Frequency	Percent	Percent Responses	Means	
Excellent	(4)	1	50.00%		3.50	
Good	(3)	1	50.00%			
Fair	(2)	0	0.00%			
Poor	(1)	0	0.00%			
				0 25 50 75 100	Question	
Response Rate	Mean	STD				
2/44 (4.55%)	3.50	0.71				



**William Carey University**  
**Graduate Follow-Up Survey 2024-Health, PE and Recreation**

11 - Accessibility of instructors-						
Response Option	Weight	Frequency	Percent	Percent Responses	Means	
Excellent	(4)	1	50.00%		 3.50	
Good	(3)	1	50.00%			
Fair	(2)	0	0.00%			
Poor	(1)	0	0.00%			
				0 25 50 75 100	Question	
Response Rate	Mean	STD				
2/44 (4.55%)	3.50	0.71				

12 - Quality of career preparation-						
Response Option	Weight	Frequency	Percent	Percent Responses	Means	
Excellent	(4)	1	50.00%		 3.00	
Good	(3)	0	0.00%			
Fair	(2)	1	50.00%			
Poor	(1)	0	0.00%			
				0 25 50 75 100	Question	
Response Rate	Mean	STD				
2/44 (4.55%)	3.00	1.41				

13 - Overall quality of the academic degree program -						
Response Option	Weight	Frequency	Percent	Percent Responses	Means	
Excellent	(4)	1	50.00%		 3.50	
Good	(3)	1	50.00%			
Fair	(2)	0	0.00%			
Poor	(1)	0	0.00%			
				0 25 50 75 100	Question	
Response Rate	Mean	STD				
2/44 (4.55%)	3.50	0.71				

**William Carey University**  
**Graduate Follow-Up Survey 2024- Music Education**

1 - I am an active member of a church								
Response Option	Weight	Frequency	Percent	Percent Responses		Means		
Yes	(1)	2	100.00%					
No	(2)	0	0.00%					
				0	25	50	75	100
<b>Response Rate</b>								
2/8 (25%)								

2 - Type of Employer:								
Response Option	Weight	Frequency	Percent	Percent Responses		Means		
Private	(7)	0	0.00%					
Military	(6)	0	0.00%					
Educational	(5)	2	100.00%					
Federal/State	(4)	0	0.00%					
Church	(3)	0	0.00%					
Other	(2)	0	0.00%					
NA	(1)	0	0.00%					
				0	25	50	75	100
<b>Response Rate</b>								
2/8 (25%)								

3 - Where are you employed?								
Response Option	Weight	Frequency	Percent	Percent Responses		Means		
In Mississippi	(1)	1	50.00%					
In Another State	(2)	1	50.00%					
Internationally	(3)	0	0.00%					
				0	25	50	75	100
<b>Response Rate</b>	2/8 (25%)							

4 - Job preparation received at William Carey University:								
Response Option	Weight	Frequency	Percent	Percent Responses		Means		
Excellent	(1)	0	0.00%					
Good	(2)	2	100.00%					
Fair	(3)	0	0.00%					
Inadequate	(4)	0	0.00%					
				0	25	50	75	100
<b>Response Rate</b>	2/8 (25%)							

5 - Future Plans:								
Response Option	Weight	Frequency	Percent	Percent Responses		Means		
Presently enrolled in an advanced degree	(1)	1	50.00%			1.50		
Plan to enroll for an advanced degree in the future	(2)	1	50.00%					
Do not plan to seek additional college education	(3)	0	0.00%					
Plan to pursue a military career	(4)	0	0.00%					
				0	25	50	75	100
<b>Response Rate</b>	2/8 (25%)	Mean	STD					
		1.50	0.71					

**William Carey University**  
**Graduate Follow-Up Survey 2024- Music Education**

6 - Employment Status:									
Response Option	Weight	Frequency	Percent	Percent Responses		Means			
Full-Time/In a related field	(1)	2	100.00%			1.00			
Full-time/Not in a related field	(2)	0	0.00%						
Part-time/In a related field	(3)	0	0.00%						
Part-time/Not in a related field	(4)	0	0.00%						
Unemployed/Seeking Employment	(5)	0	0.00%						
Unemployed/Not Seeking Employment	(6)	0	0.00%						
Retired	(7)	0	0.00%						
				0	25	50	75	100	Question
Response Rate	Mean	STD							
2/8 (25%)	1.00	0.00							




7 - Do you recommend William Carey University to individuals seeking programs similar to the one you completed?									
Response Option	Weight	Frequency	Percent	Percent Responses		Means			
Yes	(1)	2	100.00%			1.00			
No	(2)	0	0.00%						
				0	25	50	75	100	Question
Response Rate	Mean	STD							
2/8 (25%)	1.00	0.00							




8 - Approximate GPA while attending William Carey University?									
Response Option	Weight	Frequency	Percent	Percent Responses		Means			
3.5-4.0	(4)	1	50.00%			3.50			
3.0-3.5	(3)	1	50.00%						
2.5-3.0	(2)	0	0.00%						
2.0-2.5	(1)	0	0.00%						
				0	25	50	75	100	Question
Response Rate	Mean	STD							
2/8 (25%)	3.50	0.71							




9 - Were you a Community or Junior college transfer?									
Response Option	Weight	Frequency	Percent	Percent Responses		Means			
Yes	(1)	1	50.00%						
No	(2)	1	50.00%						
				0	25	50	75	100	Question
Response Rate	Mean	STD							
2/8 (25%)									

10 - Instruction in courses -									
Response Option	Weight	Frequency	Percent	Percent Responses		Means			
Excellent	(4)	1	50.00%			3.50			
Good	(3)	1	50.00%						
Fair	(2)	0	0.00%						
Poor	(1)	0	0.00%						
				0	25	50	75	100	Question
Response Rate	Mean	STD							
2/8 (25%)	3.50	0.71							

**William Carey University**  
**Graduate Follow-Up Survey 2024- Music Education**

11 - Accessibility of instructors-						
Response Option	Weight	Frequency	Percent	Percent Responses	Means	
Excellent	(4)	1	50.00%		 3.50	
Good	(3)	1	50.00%			
Fair	(2)	0	0.00%			
Poor	(1)	0	0.00%			
				0 25 50 75 100	Question	
Response Rate	Mean	STD				
2/8 (25%)	3.50	0.71				

12 - Quality of career preparation-						
Response Option	Weight	Frequency	Percent	Percent Responses	Means	
Excellent	(4)	1	50.00%		 3.50	
Good	(3)	1	50.00%			
Fair	(2)	0	0.00%			
Poor	(1)	0	0.00%			
				0 25 50 75 100	Question	
Response Rate	Mean	STD				
2/8 (25%)	3.50	0.71				

13 - Overall quality of the academic degree program -						
Response Option	Weight	Frequency	Percent	Percent Responses	Means	
Excellent	(4)	1	50.00%		 3.50	
Good	(3)	1	50.00%			
Fair	(2)	0	0.00%			
Poor	(1)	0	0.00%			
				0 25 50 75 100	Question	
Response Rate	Mean	STD				
2/8 (25%)	3.50	0.71				

**William Carey University**  
**Graduate Follow-Up Survey 2024- Music Therapy**

1 - I am an active member of a church					
Response Option	Weight	Frequency	Percent	Percent Responses	Means
Yes	(1)	1	100.00%		
No	(2)	0	0.00%		
				0 25 50 75 100	
<b>Response Rate</b>					
1/5 (20%)					

2 - Type of Employer:					
Response Option	Weight	Frequency	Percent	Percent Responses	Means
Private	(7)	1	100.00%		
Military	(6)	0	0.00%		
Educational	(5)	0	0.00%		
Federal/State	(4)	0	0.00%		
Church	(3)	0	0.00%		
Other	(2)	0	0.00%		
NA	(1)	0	0.00%		
				0 25 50 75 100	
<b>Response Rate</b>					
1/5 (20%)					

3 - Where are you employed?					
Response Option	Weight	Frequency	Percent	Percent Responses	Means
In Mississippi	(1)	1	100.00%		
In Another State	(2)	0	0.00%		
Internationally	(3)	0	0.00%		
				0 25 50 75 100	
<b>Response Rate</b>	1/5 (20%)				

4 - Job preparation received at William Carey University:					
Response Option	Weight	Frequency	Percent	Percent Responses	Means
Excellent	(1)	0	0.00%		
Good	(2)	0	0.00%		
Fair	(3)	1	100.00%		
Inadequate	(4)	0	0.00%		
				0 25 50 75 100	
<b>Response Rate</b>	1/5 (20%)				

5 - Future Plans:					
Response Option	Weight	Frequency	Percent	Percent Responses	Means
Presently enrolled in an advanced degree	(1)	0	0.00%		2.00
Plan to enroll for an advanced degree in the future	(2)	1	100.00%		
Do not plan to seek additional college education	(3)	0	0.00%		
Plan to pursue a military career	(4)	0	0.00%		
				0 25 50 75 100	Question
<b>Response Rate</b>	<b>Mean</b>	<b>STD</b>			
1/5 (20%)	2.00	0.00			

**William Carey University**  
**Graduate Follow-Up Survey 2024- Music Therapy**

6 - Employment Status:						
Response Option	Weight	Frequency	Percent	Percent Responses	Means	
Full-Time/In a related field	(1)	0	0.00%		3.00	
Full-time/Not in a related field	(2)	0	0.00%			
Part-time/In a related field	(3)	1	100.00%			
Part-time/Not in a related field	(4)	0	0.00%			
Unemployed/Seeking Employment	(5)	0	0.00%			
Unemployed/Not Seeking Employment	(6)	0	0.00%			
Retired	(7)	0	0.00%			
				0 25 50 75 100	Question	
Response Rate	Mean	STD				
1/5 (20%)	3.00	0.00				

7 - Do you recommend William Carey University to individuals seeking programs similar to the one you completed?						
Response Option	Weight	Frequency	Percent	Percent Responses	Means	
Yes	(1)	0	0.00%		2.00	
No	(2)	1	100.00%			
				0 25 50 75 100	Question	
Response Rate	Mean	STD				
1/5 (20%)	2.00	0.00				

8 - Approximate GPA while attending William Carey University?						
Response Option	Weight	Frequency	Percent	Percent Responses	Means	
3.5-4.0	(4)	1	100.00%		4.00	
3.0-3.5	(3)	0	0.00%			
2.5-3.0	(2)	0	0.00%			
2.0-2.5	(1)	0	0.00%			
				0 25 50 75 100	Question	
Response Rate	Mean	STD				
1/5 (20%)	4.00	0.00				

9 - Were you a Community or Junior college transfer?						
Response Option	Weight	Frequency	Percent	Percent Responses	Means	
Yes	(1)	0	0.00%			
No	(2)	1	100.00%			
				0 25 50 75 100	Question	
Response Rate	Mean	STD				
1/5 (20%)						

10 - Instruction in courses -						
Response Option	Weight	Frequency	Percent	Percent Responses	Means	
Excellent	(4)	0	0.00%		3.00	
Good	(3)	1	100.00%			
Fair	(2)	0	0.00%			
Poor	(1)	0	0.00%			
				0 25 50 75 100	Question	
Response Rate	Mean	STD				
1/5 (20%)	3.00	0.00				



**William Carey University**  
**Graduate Follow-Up Survey 2024- Music Therapy**




11 - Accessibility of instructors-									
Response Option	Weight	Frequency	Percent	Percent Responses		Means			
Excellent	(4)	0	0.00%			2.00			
Good	(3)	0	0.00%						
Fair	(2)	1	100.00%						
Poor	(1)	0	0.00%						
				0	25	50	75	100	Question
Response Rate	Mean	STD							
1/5 (20%)	2.00	0.00							



12 - Quality of career preparation-									
Response Option	Weight	Frequency	Percent	Percent Responses		Means			
Excellent	(4)	1	100.00%			4.00			
Good	(3)	0	0.00%						
Fair	(2)	0	0.00%						
Poor	(1)	0	0.00%						
				0	25	50	75	100	Question
Response Rate	Mean	STD							
1/5 (20%)	4.00	0.00							




13 - Overall quality of the academic degree program -									
Response Option	Weight	Frequency	Percent	Percent Responses		Means			
Excellent	(4)	1	100.00%			4.00			
Good	(3)	0	0.00%						
Fair	(2)	0	0.00%						
Poor	(1)	0	0.00%						
				0	25	50	75	100	Question
Response Rate	Mean	STD							
1/5 (20%)	4.00	0.00							



**William Carey University**  
**Graduate Follow-Up Survey 2024-Nursing**

1 - I am an active member of a church					
Response Option	Weight	Frequency	Percent	Percent Responses	Means
Yes	(1)	9	75.00%		
No	(2)	3	25.00%		
				0 25 50 75 100	
<b>Response Rate</b>					
12/114 (10.53%)					

2 - Type of Employer:					
Response Option	Weight	Frequency	Percent	Percent Responses	Means
Private	(7)	6	50.00%		
Military	(6)	0	0.00%		
Educational	(5)	0	0.00%		
Federal/State	(4)	1	8.33%		
Church	(3)	0	0.00%		
Other	(2)	5	41.67%		
NA	(1)	0	0.00%		
				0 25 50 75 100	
<b>Response Rate</b>					
12/114 (10.53%)					

3 - Where are you employed?					
Response Option	Weight	Frequency	Percent	Percent Responses	Means
In Mississippi	(1)	7	58.33%		
In Another State	(2)	5	41.67%		
Internationally	(3)	0	0.00%		
				0 25 50 75 100	
<b>Response Rate</b>	12/114 (10.53%)				

4 - Job preparation received at William Carey University:					
Response Option	Weight	Frequency	Percent	Percent Responses	Means
Excellent	(1)	6	50.00%		
Good	(2)	5	41.67%		
Fair	(3)	1	8.33%		
Inadequate	(4)	0	0.00%		
				0 25 50 75 100	
<b>Response Rate</b>	12/114 (10.53%)				

5 - Future Plans:					
Response Option	Weight	Frequency	Percent	Percent Responses	Means
Presently enrolled in an advanced degree	(1)	0	0.00%		2.17
Plan to enroll for an advanced degree in the future	(2)	10	83.33%		
Do not plan to seek additional college education	(3)	2	16.67%		
Plan to pursue a military career	(4)	0	0.00%		
				0 25 50 75 100	Question
<b>Response Rate</b>	<b>Mean</b>	<b>STD</b>			
12/114 (10.53%)	2.17	0.39			



**William Carey University**  
**Graduate Follow-Up Survey 2024-Nursing**

6 - Employment Status:						
Response Option	Weight	Frequency	Percent	Percent Responses	Means	
Full-Time/In a related field	(1)	12	100.00%		1.00	
Full-time/Not in a related field	(2)	0	0.00%			
Part-time/In a related field	(3)	0	0.00%			
Part-time/Not in a related field	(4)	0	0.00%			
Unemployed/Seeking Employment	(5)	0	0.00%			
Unemployed/Not Seeking Employment	(6)	0	0.00%			
Retired	(7)	0	0.00%			
				0 25 50 75 100	Question	
Response Rate	Mean	STD				
12/114 (10.53%)	1.00	0.00				




7 - Do you recommend William Carey University to individuals seeking programs similar to the one you completed?						
Response Option	Weight	Frequency	Percent	Percent Responses	Means	
Yes	(1)	11	91.67%		1.08	
No	(2)	1	8.33%			
				0 25 50 75 100	Question	
Response Rate	Mean	STD				
12/114 (10.53%)	1.08	0.29				





8 - Approximate GPA while attending William Carey University?						
Response Option	Weight	Frequency	Percent	Percent Responses	Means	
3.5-4.0	(4)	4	33.33%		3.17	
3.0-3.5	(3)	6	50.00%			
2.5-3.0	(2)	2	16.67%			
2.0-2.5	(1)	0	0.00%			
				0 25 50 75 100	Question	
Response Rate	Mean	STD				
12/114 (10.53%)	3.17	0.72				





9 - Were you a Community or Junior college transfer?						
Response Option	Weight	Frequency	Percent	Percent Responses	Means	
Yes	(1)	10	83.33%			
No	(2)	2	16.67%			
				0 25 50 75 100	Question	
Response Rate	Mean	STD				
12/114 (10.53%)						

10 - Instruction in courses -						
Response Option	Weight	Frequency	Percent	Percent Responses	Means	
Excellent	(4)	6	50.00%		3.50	
Good	(3)	6	50.00%			
Fair	(2)	0	0.00%			
Poor	(1)	0	0.00%			
				0 25 50 75 100	Question	
Response Rate	Mean	STD				
12/114 (10.53%)	3.50	0.52				

**William Carey University**  
**Graduate Follow-Up Survey 2024-Nursing**

11 - Accessibility of instructors-						
Response Option	Weight	Frequency	Percent	Percent Responses	Means	
Excellent	(4)	7	58.33%		 3.58	
Good	(3)	5	41.67%			
Fair	(2)	0	0.00%			
Poor	(1)	0	0.00%			
				0 25 50 75 100	Question	
Response Rate	Mean	STD				
12/114 (10.53%)	3.58	0.51				

12 - Quality of career preparation-						
Response Option	Weight	Frequency	Percent	Percent Responses	Means	
Excellent	(4)	8	66.67%		 3.58	
Good	(3)	3	25.00%			
Fair	(2)	1	8.33%			
Poor	(1)	0	0.00%			
				0 25 50 75 100	Question	
Response Rate	Mean	STD				
12/114 (10.53%)	3.58	0.67				

13 - Overall quality of the academic degree program -						
Response Option	Weight	Frequency	Percent	Percent Responses	Means	
Excellent	(4)	8	66.67%		 3.58	
Good	(3)	3	25.00%			
Fair	(2)	1	8.33%			
Poor	(1)	0	0.00%			
				0 25 50 75 100	Question	
Response Rate	Mean	STD				
12/114 (10.53%)	3.58	0.67				

**William Carey University**  
**Graduate Follow-Up Survey 2024-Physical Education**

1 - I am an active member of a church					
Response Option	Weight	Frequency	Percent	Percent Responses	Means
Yes	(1)	2	100.00%		
No	(2)	0	0.00%		
				0 25 50 75 100	
<b>Response Rate</b>					
2/11 (18.18%)					

2 - Type of Employer:					
Response Option	Weight	Frequency	Percent	Percent Responses	Means
Private	(7)	0	0.00%		
Military	(6)	1	50.00%		
Educational	(5)	1	50.00%		
Federal/State	(4)	0	0.00%		
Church	(3)	0	0.00%		
Other	(2)	0	0.00%		
NA	(1)	0	0.00%		
				0 25 50 75 100	
<b>Response Rate</b>					
2/11 (18.18%)					

3 - Where are you employed?					
Response Option	Weight	Frequency	Percent	Percent Responses	Means
In Mississippi	(1)	1	50.00%		
In Another State	(2)	1	50.00%		
Internationally	(3)	0	0.00%		
				0 25 50 75 100	
<b>Response Rate</b>	2/11 (18.18%)				

4 - Job preparation received at William Carey University:					
Response Option	Weight	Frequency	Percent	Percent Responses	Means
Excellent	(1)	2	100.00%		
Good	(2)	0	0.00%		
Fair	(3)	0	0.00%		
Inadequate	(4)	0	0.00%		
				0 25 50 75 100	
<b>Response Rate</b>	2/11 (18.18%)				

5 - Future Plans:					
Response Option	Weight	Frequency	Percent	Percent Responses	Means
Presently enrolled in an advanced degree	(1)	0	0.00%		
Plan to enroll for an advanced degree in the future	(2)	2	100.00%		
Do not plan to seek additional college education	(3)	0	0.00%		
Plan to pursue a military career	(4)	0	0.00%		
				0 25 50 75 100	2.00
<b>Response Rate</b>	<b>Mean</b>	<b>STD</b>			
2/11 (18.18%)	2.00	0.00	Question		

**William Carey University**  
**Graduate Follow-Up Survey 2024-Physical Education**

6 - Employment Status:						
Response Option	Weight	Frequency	Percent	Percent Responses	Means	
Full-Time/In a related field	(1)	1	50.00%		1.50 	
Full-time/Not in a related field	(2)	1	50.00%			
Part-time/In a related field	(3)	0	0.00%			
Part-time/Not in a related field	(4)	0	0.00%			
Unemployed/Seeking Employment	(5)	0	0.00%			
Unemployed/Not Seeking Employment	(6)	0	0.00%			
Retired	(7)	0	0.00%			
				0 25 50 75 100	Question	
Response Rate	Mean	STD				
2/11 (18.18%)	1.50	0.71				

7 - Do you recommend William Carey University to individuals seeking programs similar to the one you completed?						
Response Option	Weight	Frequency	Percent	Percent Responses	Means	
Yes	(1)	2	100.00%		1.00 	
No	(2)	0	0.00%			
				0 25 50 75 100	Question	
Response Rate	Mean	STD				
2/11 (18.18%)	1.00	0.00				

8 - Approximate GPA while attending William Carey University?						
Response Option	Weight	Frequency	Percent	Percent Responses	Means	
3.5-4.0	(4)	0	0.00%		2.50 	
3.0-3.5	(3)	1	50.00%			
2.5-3.0	(2)	1	50.00%			
2.0-2.5	(1)	0	0.00%			
				0 25 50 75 100	Question	
Response Rate	Mean	STD				
2/11 (18.18%)	2.50	0.71				

9 - Were you a Community or Junior college transfer?						
Response Option	Weight	Frequency	Percent	Percent Responses	Means	
Yes	(1)	2	100.00%			
No	(2)	0	0.00%			
				0 25 50 75 100	Question	
Response Rate	Mean	STD				
2/11 (18.18%)						

10 - Instruction in courses -						
Response Option	Weight	Frequency	Percent	Percent Responses	Means	
Excellent	(4)	2	100.00%		4.00 	
Good	(3)	0	0.00%			
Fair	(2)	0	0.00%			
Poor	(1)	0	0.00%			
				0 25 50 75 100	Question	
Response Rate	Mean	STD				
2/11 (18.18%)	4.00	0.00				

**William Carey University**  
**Graduate Follow-Up Survey 2024-Physical Education**

11 - Accessibility of instructors-									
Response Option	Weight	Frequency	Percent	Percent Responses		Means			
Excellent	(4)	1	50.00%			3.50			
Good	(3)	1	50.00%						
Fair	(2)	0	0.00%						
Poor	(1)	0	0.00%						
				0	25	50	75	100	Question
Response Rate	Mean	STD							
2/11 (18.18%)	3.50	0.71							

12 - Quality of career preparation-									
Response Option	Weight	Frequency	Percent	Percent Responses		Means			
Excellent	(4)	1	50.00%			3.50			
Good	(3)	1	50.00%						
Fair	(2)	0	0.00%						
Poor	(1)	0	0.00%						
				0	25	50	75	100	Question
Response Rate	Mean	STD							
2/11 (18.18%)	3.50	0.71							

13 - Overall quality of the academic degree program -									
Response Option	Weight	Frequency	Percent	Percent Responses		Means			
Excellent	(4)	2	100.00%			4.00			
Good	(3)	0	0.00%						
Fair	(2)	0	0.00%						
Poor	(1)	0	0.00%						
				0	25	50	75	100	Question
Response Rate	Mean	STD							
2/11 (18.18%)	4.00	0.00							

**William Carey University**  
**Graduate Follow-Up Survey 2024-Psychology**

1 - I am an active member of a church					
Response Option	Weight	Frequency	Percent	Percent Responses	Means
Yes	(1)	4	100.00%		
No	(2)	0	0.00%		
				0 25 50 75 100	
<b>Response Rate</b>					
4/28 (14.29%)					

2 - Type of Employer:					
Response Option	Weight	Frequency	Percent	Percent Responses	Means
Private	(7)	1	25.00%		
Military	(6)	0	0.00%		
Educational	(5)	1	25.00%		
Federal/State	(4)	0	0.00%		
Church	(3)	1	25.00%		
Other	(2)	1	25.00%		
NA	(1)	0	0.00%		
				0 25 50 75 100	
<b>Response Rate</b>					
4/28 (14.29%)					

3 - Where are you employed?					
Response Option	Weight	Frequency	Percent	Percent Responses	Means
In Mississippi	(1)	2	50.00%		
In Another State	(2)	2	50.00%		
Internationally	(3)	0	0.00%		
				0 25 50 75 100	
<b>Response Rate</b>	4/28 (14.29%)				

4 - Job preparation received at William Carey University:					
Response Option	Weight	Frequency	Percent	Percent Responses	Means
Excellent	(1)	1	25.00%		
Good	(2)	2	50.00%		
Fair	(3)	1	25.00%		
Inadequate	(4)	0	0.00%		
				0 25 50 75 100	
<b>Response Rate</b>	4/28 (14.29%)				

5 - Future Plans:					
Response Option	Weight	Frequency	Percent	Percent Responses	Means
Presently enrolled in an advanced degree	(1)	3	75.00%		
Plan to enroll for an advanced degree in the future	(2)	1	25.00%		
Do not plan to seek additional college education	(3)	0	0.00%		
Plan to pursue a military career	(4)	0	0.00%		
				0 25 50 75 100	1.25
<b>Response Rate</b>	<b>Mean</b>	<b>STD</b>			Question
4/28 (14.29%)	1.25	0.50			

**William Carey University**  
**Graduate Follow-Up Survey 2024-Psychology**

6 - Employment Status:						
Response Option	Weight	Frequency	Percent	Percent Responses	Means	
Full-Time/In a related field	(1)	1	25.00%		2.00	
Full-time/Not in a related field	(2)	2	50.00%			
Part-time/In a related field	(3)	1	25.00%			
Part-time/Not in a related field	(4)	0	0.00%			
Unemployed/Seeking Employment	(5)	0	0.00%			
Unemployed/Not Seeking Employment	(6)	0	0.00%			
Retired	(7)	0	0.00%			
				0 25 50 75 100	Question	
Response Rate	Mean	STD				
4/28 (14.29%)	2.00	0.82				

7 - Do you recommend William Carey University to individuals seeking programs similar to the one you completed?						
Response Option	Weight	Frequency	Percent	Percent Responses	Means	
Yes	(1)	4	100.00%		1.00	
No	(2)	0	0.00%			
				0 25 50 75 100	Question	
Response Rate	Mean	STD				
4/28 (14.29%)	1.00	0.00				

8 - Approximate GPA while attending William Carey University?						
Response Option	Weight	Frequency	Percent	Percent Responses	Means	
3.5-4.0	(4)	3	75.00%		3.75	
3.0-3.5	(3)	1	25.00%			
2.5-3.0	(2)	0	0.00%			
2.0-2.5	(1)	0	0.00%			
				0 25 50 75 100	Question	
Response Rate	Mean	STD				
4/28 (14.29%)	3.75	0.50				

9 - Were you a Community or Junior college transfer?						
Response Option	Weight	Frequency	Percent	Percent Responses	Means	
Yes	(1)	0	0.00%			
No	(2)	4	100.00%			
				0 25 50 75 100	Question	
Response Rate	Mean	STD				
4/28 (14.29%)						

10 - Instruction in courses -						
Response Option	Weight	Frequency	Percent	Percent Responses	Means	
Excellent	(4)	3	75.00%		3.75	
Good	(3)	1	25.00%			
Fair	(2)	0	0.00%			
Poor	(1)	0	0.00%			
				0 25 50 75 100	Question	
Response Rate	Mean	STD				
4/28 (14.29%)	3.75	0.50				

**William Carey University**  
**Graduate Follow-Up Survey 2024-Psychology**

11 - Accessibility of instructors-									
Response Option	Weight	Frequency	Percent	Percent Responses		Means			
Excellent	(4)	2	50.00%			3.50			
Good	(3)	2	50.00%						
Fair	(2)	0	0.00%						
Poor	(1)	0	0.00%						
				0	25	50	75	100	Question
Response Rate	Mean	STD							
4/28 (14.29%)	3.50	0.58							

12 - Quality of career preparation-									
Response Option	Weight	Frequency	Percent	Percent Responses		Means			
Excellent	(4)	2	50.00%			3.25			
Good	(3)	1	25.00%						
Fair	(2)	1	25.00%						
Poor	(1)	0	0.00%						
				0	25	50	75	100	Question
Response Rate	Mean	STD							
4/28 (14.29%)	3.25	0.96							

13 - Overall quality of the academic degree program -									
Response Option	Weight	Frequency	Percent	Percent Responses		Means			
Excellent	(4)	2	50.00%			3.50			
Good	(3)	2	50.00%						
Fair	(2)	0	0.00%						
Poor	(1)	0	0.00%						
				0	25	50	75	100	Question
Response Rate	Mean	STD							
4/28 (14.29%)	3.50	0.58							



**William Carey University**  
**Graduate Follow-Up Survey 2024-RN to BSN**

1 - I am an active member of a church					
Response Option	Weight	Frequency	Percent	Percent Responses	Means
Yes	(1)	1	50.00%		
No	(2)	1	50.00%		
				0 25 50 75 100	
<b>Response Rate</b>					
2/9 (22.22%)					


2 - Type of Employer:					
Response Option	Weight	Frequency	Percent	Percent Responses	Means
Private	(7)	1	50.00%		
Military	(6)	0	0.00%		
Educational	(5)	0	0.00%		
Federal/State	(4)	1	50.00%		
Church	(3)	0	0.00%		
Other	(2)	0	0.00%		
NA	(1)	0	0.00%		
				0 25 50 75 100	
<b>Response Rate</b>					
2/9 (22.22%)					


3 - Where are you employed?					
Response Option	Weight	Frequency	Percent	Percent Responses	Means
In Mississippi	(1)	2	100.00%		
In Another State	(2)	0	0.00%		
Internationally	(3)	0	0.00%		
				0 25 50 75 100	
<b>Response Rate</b>					
2/9 (22.22%)					


4 - Job preparation received at William Carey University:					
Response Option	Weight	Frequency	Percent	Percent Responses	Means
Excellent	(1)	1	50.00%		
Good	(2)	1	50.00%		
Fair	(3)	0	0.00%		
Inadequate	(4)	0	0.00%		
				0 25 50 75 100	
<b>Response Rate</b>					
2/9 (22.22%)					


5 - Future Plans:					
Response Option	Weight	Frequency	Percent	Percent Responses	Means
Presently enrolled in an advanced degree	(1)	0	0.00%		2.00 
Plan to enroll for an advanced degree in the future	(2)	2	100.00%		
Do not plan to seek additional college education	(3)	0	0.00%		
Plan to pursue a military career	(4)	0	0.00%		
				0 25 50 75 100	Question
<b>Response Rate</b>	<b>Mean</b>	<b>STD</b>			
2/9 (22.22%)	2.00	0.00			


**William Carey University**  
**Graduate Follow-Up Survey 2024-RN to BSN**

6 - Employment Status:									
Response Option	Weight	Frequency	Percent	Percent Responses		Means			
Full-Time/In a related field	(1)	2	100.00%			1.00			
Full-time/Not in a related field	(2)	0	0.00%						
Part-time/In a related field	(3)	0	0.00%						
Part-time/Not in a related field	(4)	0	0.00%						
Unemployed/Seeking Employment	(5)	0	0.00%						
Unemployed/Not Seeking Employment	(6)	0	0.00%						
Retired	(7)	0	0.00%						
				0	25	50	75	100	Question
Response Rate	Mean	STD							
2/9 (22.22%)	1.00	0.00							

7 - Do you recommend William Carey University to individuals seeking programs similar to the one you completed?									
Response Option	Weight	Frequency	Percent	Percent Responses		Means			
Yes	(1)	2	100.00%			1.00			
No	(2)	0	0.00%						
				0	25	50	75	100	Question
Response Rate	Mean	STD							
2/9 (22.22%)	1.00	0.00							

8 - Approximate GPA while attending William Carey University?									
Response Option	Weight	Frequency	Percent	Percent Responses		Means			
3.5-4.0	(4)	0	0.00%			3.00			
3.0-3.5	(3)	2	100.00%						
2.5-3.0	(2)	0	0.00%						
2.0-2.5	(1)	0	0.00%						
				0	25	50	75	100	Question
Response Rate	Mean	STD							
2/9 (22.22%)	3.00	0.00							

9 - Were you a Community or Junior college transfer?									
Response Option	Weight	Frequency	Percent	Percent Responses		Means			
Yes	(1)	1	50.00%						
No	(2)	1	50.00%						
				0	25	50	75	100	Question
Response Rate	Mean	STD							
2/9 (22.22%)									

10 - Instruction in courses -									
Response Option	Weight	Frequency	Percent	Percent Responses		Means			
Excellent	(4)	1	50.00%			3.50			
Good	(3)	1	50.00%						
Fair	(2)	0	0.00%						
Poor	(1)	0	0.00%						
				0	25	50	75	100	Question
Response Rate	Mean	STD							
2/9 (22.22%)	3.50	0.71							

**William Carey University**  
**Graduate Follow-Up Survey 2024-RN to BSN**

11 - Accessibility of instructors-									
Response Option	Weight	Frequency	Percent	Percent Responses		Means			
Excellent	(4)	2	100.00%			4.00			
Good	(3)	0	0.00%						
Fair	(2)	0	0.00%						
Poor	(1)	0	0.00%						
				0	25	50	75	100	Question
Response Rate	Mean	STD							
2/9 (22.22%)	4.00	0.00							

12 - Quality of career preparation-									
Response Option	Weight	Frequency	Percent	Percent Responses		Means			
Excellent	(4)	1	50.00%			3.50			
Good	(3)	1	50.00%						
Fair	(2)	0	0.00%						
Poor	(1)	0	0.00%						
				0	25	50	75	100	Question
Response Rate	Mean	STD							
2/9 (22.22%)	3.50	0.71							

13 - Overall quality of the academic degree program -									
Response Option	Weight	Frequency	Percent	Percent Responses		Means			
Excellent	(4)	1	50.00%			3.50			
Good	(3)	1	50.00%						
Fair	(2)	0	0.00%						
Poor	(1)	0	0.00%						
				0	25	50	75	100	Question
Response Rate	Mean	STD							
2/9 (22.22%)	3.50	0.71							

**William Carey University**  
**Graduate Follow-Up Survey 2024-Social Science**

1 - I am an active member of a church								
Response Option	Weight	Frequency	Percent	Percent Responses		Means		
Yes	(1)	1	100.00%					
No	(2)	0	0.00%					
				0	25	50	75	100
<b>Response Rate</b>								
1/5 (20%)								

2 - Type of Employer:								
Response Option	Weight	Frequency	Percent	Percent Responses		Means		
Private	(7)	1	100.00%					
Military	(6)	0	0.00%					
Educational	(5)	0	0.00%					
Federal/State	(4)	0	0.00%					
Church	(3)	0	0.00%					
Other	(2)	0	0.00%					
NA	(1)	0	0.00%					
				0	25	50	75	100
<b>Response Rate</b>								
1/5 (20%)								

3 - Where are you employed?								
Response Option	Weight	Frequency	Percent	Percent Responses		Means		
In Mississippi	(1)	1	100.00%					
In Another State	(2)	0	0.00%					
Internationally	(3)	0	0.00%					
				0	25	50	75	100
<b>Response Rate</b>	1/5 (20%)							

4 - Job preparation received at William Carey University:								
Response Option	Weight	Frequency	Percent	Percent Responses		Means		
Excellent	(1)	1	100.00%					
Good	(2)	0	0.00%					
Fair	(3)	0	0.00%					
Inadequate	(4)	0	0.00%					
				0	25	50	75	100
<b>Response Rate</b>	1/5 (20%)							

5 - Future Plans:								
Response Option	Weight	Frequency	Percent	Percent Responses		Means		
Presently enrolled in an advanced degree	(1)	0	0.00%			2.00		
Plan to enroll for an advanced degree in the future	(2)	1	100.00%					
Do not plan to seek additional college education	(3)	0	0.00%					
Plan to pursue a military career	(4)	0	0.00%					
				0	25	50	75	100
<b>Response Rate</b>						Question		
1/5 (20%)	2.00	0.00						

**William Carey University**  
**Graduate Follow-Up Survey 2024-Social Science**

6 - Employment Status:						
Response Option	Weight	Frequency	Percent	Percent Responses	Means	
Full-Time/In a related field	(1)	0	0.00%		2.00	
Full-time/Not in a related field	(2)	1	100.00%			
Part-time/In a related field	(3)	0	0.00%			
Part-time/Not in a related field	(4)	0	0.00%			
Unemployed/Seeking Employment	(5)	0	0.00%			
Unemployed/Not Seeking Employment	(6)	0	0.00%			
Retired	(7)	0	0.00%			
				0 25 50 75 100	Question	
Response Rate	Mean	STD				
1/5 (20%)	2.00	0.00				

7 - Do you recommend William Carey University to individuals seeking programs similar to the one you completed?						
Response Option	Weight	Frequency	Percent	Percent Responses	Means	
Yes	(1)	1	100.00%		1.00	
No	(2)	0	0.00%			
				0 25 50 75 100	Question	
Response Rate	Mean	STD				
1/5 (20%)	1.00	0.00				

8 - Approximate GPA while attending William Carey University?						
Response Option	Weight	Frequency	Percent	Percent Responses	Means	
3.5-4.0	(4)	1	100.00%		4.00	
3.0-3.5	(3)	0	0.00%			
2.5-3.0	(2)	0	0.00%			
2.0-2.5	(1)	0	0.00%			
				0 25 50 75 100	Question	
Response Rate	Mean	STD				
1/5 (20%)	4.00	0.00				

9 - Were you a Community or Junior college transfer?						
Response Option	Weight	Frequency	Percent	Percent Responses	Means	
Yes	(1)	1	100.00%			
No	(2)	0	0.00%			
				0 25 50 75 100	Question	
Response Rate	Mean	STD				
1/5 (20%)						

10 - Instruction in courses -						
Response Option	Weight	Frequency	Percent	Percent Responses	Means	
Excellent	(4)	1	100.00%		4.00	
Good	(3)	0	0.00%			
Fair	(2)	0	0.00%			
Poor	(1)	0	0.00%			
				0 25 50 75 100	Question	
Response Rate	Mean	STD				
1/5 (20%)	4.00	0.00				

**William Carey University**  
**Graduate Follow-Up Survey 2024-Social Science**

11 - Accessibility of instructors-									
Response Option	Weight	Frequency	Percent	Percent Responses		Means			
Excellent	(4)	1	100.00%			4.00			
Good	(3)	0	0.00%						
Fair	(2)	0	0.00%						
Poor	(1)	0	0.00%						
				0	25	50	75	100	Question
Response Rate	Mean	STD							
1/5 (20%)	4.00	0.00							

12 - Quality of career preparation-									
Response Option	Weight	Frequency	Percent	Percent Responses		Means			
Excellent	(4)	1	100.00%			4.00			
Good	(3)	0	0.00%						
Fair	(2)	0	0.00%						
Poor	(1)	0	0.00%						
				0	25	50	75	100	Question
Response Rate	Mean	STD							
1/5 (20%)	4.00	0.00							

13 - Overall quality of the academic degree program -									
Response Option	Weight	Frequency	Percent	Percent Responses		Means			
Excellent	(4)	1	100.00%			4.00			
Good	(3)	0	0.00%						
Fair	(2)	0	0.00%						
Poor	(1)	0	0.00%						
				0	25	50	75	100	Question
Response Rate	Mean	STD							
1/5 (20%)	4.00	0.00							

**William Carey University**  
**Graduate Follow-Up Survey 2024-Spanish**

1 - I am an active member of a church					
Response Option	Weight	Frequency	Percent	Percent Responses	Means
Yes	(1)	2	100.00%		
No	(2)	0	0.00%		
				0 25 50 75 100	
<b>Response Rate</b>					
2/5 (40%)					

2 - Type of Employer:					
Response Option	Weight	Frequency	Percent	Percent Responses	Means
Private	(7)	1	100.00%		
Military	(6)	0	0.00%		
Educational	(5)	0	0.00%		
Federal/State	(4)	0	0.00%		
Church	(3)	0	0.00%		
Other	(2)	0	0.00%		
NA	(1)	0	0.00%		
				0 25 50 75 100	
<b>Response Rate</b>					
1/5 (20%)					

3 - Where are you employed?					
Response Option	Weight	Frequency	Percent	Percent Responses	Means
In Mississippi	(1)	1	50.00%		
In Another State	(2)	1	50.00%		
Internationally	(3)	1	50.00%		
				0 25 50 75 100	
<b>Response Rate</b>	2/5 (40%)				

4 - Job preparation received at William Carey University:					
Response Option	Weight	Frequency	Percent	Percent Responses	Means
Excellent	(1)	2	100.00%		
Good	(2)	0	0.00%		
Fair	(3)	0	0.00%		
Inadequate	(4)	0	0.00%		
				0 25 50 75 100	
<b>Response Rate</b>	2/5 (40%)				

5 - Future Plans:					
Response Option	Weight	Frequency	Percent	Percent Responses	Means
Presently enrolled in an advanced degree	(1)	1	50.00%		1.50
Plan to enroll for an advanced degree in the future	(2)	1	50.00%		
Do not plan to seek additional college education	(3)	0	0.00%		
Plan to pursue a military career	(4)	0	0.00%		
				0 25 50 75 100	Question
<b>Response Rate</b>	2/5 (40%)	<b>Mean</b>	1.50	<b>STD</b>	0.71

**William Carey University**  
**Graduate Follow-Up Survey 2024-Spanish**

6 - Employment Status:						
Response Option	Weight	Frequency	Percent	Percent Responses	Means	
Full-Time/In a related field	(1)	0	0.00%		<p>2.50</p>	
Full-time/Not in a related field	(2)	1	50.00%			
Part-time/In a related field	(3)	1	50.00%			
Part-time/Not in a related field	(4)	0	0.00%			
Unemployed/Seeking Employment	(5)	0	0.00%			
Unemployed/Not Seeking Employment	(6)	0	0.00%			
Retired	(7)	0	0.00%			
				0 25 50 75 100	Question	
Response Rate	Mean	STD				
2/5 (40%)	2.50	0.71				

7 - Do you recommend William Carey University to individuals seeking programs similar to the one you completed?						
Response Option	Weight	Frequency	Percent	Percent Responses	Means	
Yes	(1)	2	100.00%		<p>1.00</p>	
No	(2)	0	0.00%			
				0 25 50 75 100	Question	
Response Rate	Mean	STD				
2/5 (40%)	1.00	0.00				

8 - Approximate GPA while attending William Carey University?						
Response Option	Weight	Frequency	Percent	Percent Responses	Means	
3.5-4.0	(4)	1	50.00%		<p>3.50</p>	
3.0-3.5	(3)	1	50.00%			
2.5-3.0	(2)	0	0.00%			
2.0-2.5	(1)	0	0.00%			
				0 25 50 75 100	Question	
Response Rate	Mean	STD				
2/5 (40%)	3.50	0.71				

9 - Were you a Community or Junior college transfer?						
Response Option	Weight	Frequency	Percent	Percent Responses	Means	
Yes	(1)	1	50.00%			
No	(2)	1	50.00%			
				0 25 50 75 100	Question	
Response Rate	Mean	STD				
2/5 (40%)						

10 - Instruction in courses -						
Response Option	Weight	Frequency	Percent	Percent Responses	Means	
Excellent	(4)	2	100.00%		<p>4.00</p>	
Good	(3)	0	0.00%			
Fair	(2)	0	0.00%			
Poor	(1)	0	0.00%			
				0 25 50 75 100	Question	
Response Rate	Mean	STD				
2/5 (40%)	4.00	0.00				



**William Carey University**  
**Graduate Follow-Up Survey 2024-Spanish**

11 - Accessibility of instructors-									
Response Option	Weight	Frequency	Percent	Percent Responses		Means			
Excellent	(4)	2	100.00%			4.00			
Good	(3)	0	0.00%						
Fair	(2)	0	0.00%						
Poor	(1)	0	0.00%						
				0	25	50	75	100	Question
Response Rate	Mean	STD							
2/5 (40%)	4.00	0.00							

12 - Quality of career preparation-									
Response Option	Weight	Frequency	Percent	Percent Responses		Means			
Excellent	(4)	2	100.00%			4.00			
Good	(3)	0	0.00%						
Fair	(2)	0	0.00%						
Poor	(1)	0	0.00%						
				0	25	50	75	100	Question
Response Rate	Mean	STD							
2/5 (40%)	4.00	0.00							

13 - Overall quality of the academic degree program -									
Response Option	Weight	Frequency	Percent	Percent Responses		Means			
Excellent	(4)	2	100.00%			4.00			
Good	(3)	0	0.00%						
Fair	(2)	0	0.00%						
Poor	(1)	0	0.00%						
				0	25	50	75	100	Question
Response Rate	Mean	STD							
2/5 (40%)	4.00	0.00							

**William Carey University**  
**Graduate Follow-Up Survey 2024-Master of Biomedical Science**

1 - I am an active member of a church								
Response Option	Weight	Frequency	Percent	Percent Responses		Means		
Yes	(1)	1	50.00%					
No	(2)	1	50.00%					
				0	25	50	75	100
<b>Response Rate</b>								
2/11 (18.18%)								

2 - Type of Employer:								
Response Option	Weight	Frequency	Percent	Percent Responses		Means		
Private	(7)	0	0.00%					
Military	(6)	0	0.00%					
Educational	(5)	0	0.00%					
Federal/State	(4)	0	0.00%					
Church	(3)	0	0.00%					
Other	(2)	1	50.00%					
NA	(1)	1	50.00%					
				0	25	50	75	100
<b>Response Rate</b>								
2/11 (18.18%)								

3 - Where are you employed?								
Response Option	Weight	Frequency	Percent	Percent Responses		Means		
In Mississippi	(1)	0	0.00%					
In Another State	(2)	1	100.00%					
Internationally	(3)	0	0.00%					
				0	25	50	75	100
<b>Response Rate</b>	1/11 (9.09%)							

4 - Job preparation received at William Carey University:								
Response Option	Weight	Frequency	Percent	Percent Responses		Means		
Excellent	(1)	0	0.00%					
Good	(2)	0	0.00%					
Fair	(3)	1	100.00%					
Inadequate	(4)	0	0.00%					
				0	25	50	75	100
<b>Response Rate</b>	1/11 (9.09%)							

5 - Future Plans:								
Response Option	Weight	Frequency	Percent	Percent Responses		Means		
Presently enrolled in an advanced degree	(1)	2	100.00%			1.00		
Plan to enroll for an advanced degree in the future	(2)	0	0.00%					
Do not plan to seek additional college education	(3)	0	0.00%					
Plan to pursue a military career	(4)	0	0.00%					
				0	25	50	75	100
<b>Response Rate</b>	Mean	STD					Question	
2/11 (18.18%)	1.00	0.00						

**William Carey University**  
**Graduate Follow-Up Survey 2024-Master of Biomedical Science**

6 - Employment Status:						
Response Option	Weight	Frequency	Percent	Percent Responses	Means	
Full-Time/In a related field	(1)	0	0.00%			
Full-time/Not in a related field	(2)	0	0.00%			
Part-time/In a related field	(3)	0	0.00%			
Part-time/Not in a related field	(4)	1	50.00%			
Unemployed/Seeking Employment	(5)	0	0.00%			
Unemployed/Not Seeking Employment	(6)	1	50.00%			
Retired	(7)	0	0.00%			
				0 25 50 75 100	Question	
Response Rate	Mean	STD				
2/11 (18.18%)	5.00	1.41				

7 - Do you recommend William Carey University to individuals seeking programs similar to the one you completed?						
Response Option	Weight	Frequency	Percent	Percent Responses	Means	
Yes	(1)	2	100.00%			
No	(2)	0	0.00%			
				0 25 50 75 100	Question	
Response Rate	Mean	STD				
2/11 (18.18%)	1.00	0.00				

8 - Approximate GPA while attending William Carey University?						
Response Option	Weight	Frequency	Percent	Percent Responses	Means	
3.5-4.0	(4)	2	100.00%			
3.0-3.5	(3)	0	0.00%			
2.5-3.0	(2)	0	0.00%			
2.0-2.5	(1)	0	0.00%			
				0 25 50 75 100	Question	
Response Rate	Mean	STD				
2/11 (18.18%)	4.00	0.00				

9 - Were you a Community or Junior college transfer?						
Response Option	Weight	Frequency	Percent	Percent Responses	Means	
Yes	(1)	0	0.00%			
No	(2)	2	100.00%			
				0 25 50 75 100	Question	
Response Rate	Mean	STD				
2/11 (18.18%)						

10 - Instruction in courses -						
Response Option	Weight	Frequency	Percent	Percent Responses	Means	
Excellent	(4)	1	50.00%			
Good	(3)	1	50.00%			
Fair	(2)	0	0.00%			
Poor	(1)	0	0.00%			
				0 25 50 75 100	Question	
Response Rate	Mean	STD				
2/11 (18.18%)	3.50	0.71				


**William Carey University**  
**Graduate Follow-Up Survey 2024-Master of Biomedical Science**



11 - Accessibility of instructors-									
Response Option	Weight	Frequency	Percent	Percent Responses		Means			
Excellent	(4)	2	100.00%			4.00			
Good	(3)	0	0.00%						
Fair	(2)	0	0.00%						
Poor	(1)	0	0.00%						
				0	25	50	75	100	Question
Response Rate	Mean	STD							
2/11 (18.18%)	4.00	0.00							


12 - Quality of career preparation-									
Response Option	Weight	Frequency	Percent	Percent Responses		Means			
Excellent	(4)	1	50.00%			3.50			
Good	(3)	1	50.00%						
Fair	(2)	0	0.00%						
Poor	(1)	0	0.00%						
				0	25	50	75	100	Question
Response Rate	Mean	STD							
2/11 (18.18%)	3.50	0.71							



13 - Overall quality of the academic degree program -									
Response Option	Weight	Frequency	Percent	Percent Responses		Means			
Excellent	(4)	1	50.00%			3.50			
Good	(3)	1	50.00%						
Fair	(2)	0	0.00%						
Poor	(1)	0	0.00%						
				0	25	50	75	100	Question
Response Rate	Mean	STD							
2/11 (18.18%)	3.50	0.71							




**William Carey University**  
**Graduate Follow-Up Survey 2024-Master of Business Administration**

1 - I am an active member of a church					
Response Option	Weight	Frequency	Percent	Percent Responses	Means
Yes	(1)	3	100.00%		
No	(2)	0	0.00%		
				0 25 50 75 100	
<b>Response Rate</b>					
3/22 (13.64%)					

2 - Type of Employer:					
Response Option	Weight	Frequency	Percent	Percent Responses	Means
Private	(7)	1	33.33%		
Military	(6)	0	0.00%		
Educational	(5)	2	66.67%		
Federal/State	(4)	0	0.00%		
Church	(3)	0	0.00%		
Other	(2)	0	0.00%		
NA	(1)	0	0.00%		
				0 25 50 75 100	
<b>Response Rate</b>					
3/22 (13.64%)					

3 - Where are you employed?					
Response Option	Weight	Frequency	Percent	Percent Responses	Means
In Mississippi	(1)	3	100.00%		
In Another State	(2)	0	0.00%		
Internationally	(3)	0	0.00%		
				0 25 50 75 100	
<b>Response Rate</b>	3/22 (13.64%)				

4 - Job preparation received at William Carey University:					
Response Option	Weight	Frequency	Percent	Percent Responses	Means
Excellent	(1)	2	66.67%		
Good	(2)	1	33.33%		
Fair	(3)	0	0.00%		
Inadequate	(4)	0	0.00%		
				0 25 50 75 100	
<b>Response Rate</b>	3/22 (13.64%)				

5 - Future Plans:					
Response Option	Weight	Frequency	Percent	Percent Responses	Means
Presently enrolled in an advanced degree	(1)	0	0.00%		
Plan to enroll for an advanced degree in the future	(2)	1	33.33%		2.67 
Do not plan to seek additional college education	(3)	2	66.67%		
Plan to pursue a military career	(4)	0	0.00%		
				0 25 50 75 100	
<b>Response Rate</b>					
3/22 (13.64%)	Mean	STD			Question
	2.67	0.58			

**William Carey University**  
**Graduate Follow-Up Survey 2024-Master of Business Administration**

6 - Employment Status:						
Response Option	Weight	Frequency	Percent	Percent Responses	Means	
Full-Time/In a related field	(1)	2	66.67%		1.33 	
Full-time/Not in a related field	(2)	1	33.33%			
Part-time/In a related field	(3)	0	0.00%			
Part-time/Not in a related field	(4)	0	0.00%			
Unemployed/Seeking Employment	(5)	0	0.00%			
Unemployed/Not Seeking Employment	(6)	0	0.00%			
Retired	(7)	0	0.00%			
				0 25 50 75 100	Question	
Response Rate	Mean	STD				
3/22 (13.64%)	1.33	0.58				

7 - Do you recommend William Carey University to individuals seeking programs similar to the one you completed?						
Response Option	Weight	Frequency	Percent	Percent Responses	Means	
Yes	(1)	3	100.00%		1.00 	
No	(2)	0	0.00%			
				0 25 50 75 100	Question	
Response Rate	Mean	STD				
3/22 (13.64%)	1.00	0.00				

8 - Approximate GPA while attending William Carey University?						
Response Option	Weight	Frequency	Percent	Percent Responses	Means	
3.5-4.0	(4)	1	33.33%		3.33 	
3.0-3.5	(3)	2	66.67%			
2.5-3.0	(2)	0	0.00%			
2.0-2.5	(1)	0	0.00%			
				0 25 50 75 100	Question	
Response Rate	Mean	STD				
3/22 (13.64%)	3.33	0.58				

9 - Were you a Community or Junior college transfer?						
Response Option	Weight	Frequency	Percent	Percent Responses	Means	
Yes	(1)	1	33.33%			
No	(2)	2	66.67%			
				0 25 50 75 100	Question	
Response Rate	Mean	STD				
3/22 (13.64%)						

10 - Instruction in courses -						
Response Option	Weight	Frequency	Percent	Percent Responses	Means	
Excellent	(4)	2	66.67%		3.67 	
Good	(3)	1	33.33%			
Fair	(2)	0	0.00%			
Poor	(1)	0	0.00%			
				0 25 50 75 100	Question	
Response Rate	Mean	STD				
3/22 (13.64%)	3.67	0.58				

**William Carey University**  
**Graduate Follow-Up Survey 2024-Master of Business Administration**

11 - Accessibility of instructors-									
Response Option	Weight	Frequency	Percent	Percent Responses		Means			
Excellent	(4)	2	66.67%			3.67			
Good	(3)	1	33.33%						
Fair	(2)	0	0.00%						
Poor	(1)	0	0.00%						
				0	25	50	75	100	Question
Response Rate	Mean	STD							
3/22 (13.64%)	3.67	0.58							

12 - Quality of career preparation-									
Response Option	Weight	Frequency	Percent	Percent Responses		Means			
Excellent	(4)	2	66.67%			3.67			
Good	(3)	1	33.33%						
Fair	(2)	0	0.00%						
Poor	(1)	0	0.00%						
				0	25	50	75	100	Question
Response Rate	Mean	STD							
3/22 (13.64%)	3.67	0.58							

13 - Overall quality of the academic degree program -									
Response Option	Weight	Frequency	Percent	Percent Responses		Means			
Excellent	(4)	2	66.67%			3.67			
Good	(3)	1	33.33%						
Fair	(2)	0	0.00%						
Poor	(1)	0	0.00%						
				0	25	50	75	100	Question
Response Rate	Mean	STD							
3/22 (13.64%)	3.67	0.58							

**William Carey University**  
**Graduate Follow-Up Survey 2024 MED**

1 - I am an active member of a church					
Response Option	Weight	Frequency	Percent	Percent Responses	Means
Yes	(1)	39	90.70%		
No	(2)	4	9.30%		
				0 25 50 75 100	
<b>Response Rate</b>					
43/292 (14.73%)					

2 - Type of Employer:					
Response Option	Weight	Frequency	Percent	Percent Responses	Means
Private	(7)	1	2.33%		
Military	(6)	0	0.00%		
Educational	(5)	37	86.05%		
Federal/State	(4)	5	11.63%		
Church	(3)	0	0.00%		
Other	(2)	0	0.00%		
NA	(1)	0	0.00%		
				0 25 50 75 100	
<b>Response Rate</b>					
43/292 (14.73%)					

3 - Where are you employed?					
Response Option	Weight	Frequency	Percent	Percent Responses	Means
In Mississippi	(1)	37	84.09%		
In Another State	(2)	6	13.64%		
Internationally	(3)	1	2.27%		
				0 25 50 75 100	
<b>Response Rate</b>					
44/292 (15.07%)					

4 - Job preparation received at William Carey University:					
Response Option	Weight	Frequency	Percent	Percent Responses	Means
Excellent	(1)	29	65.91%		
Good	(2)	14	31.82%		
Fair	(3)	1	2.27%		
Inadequate	(4)	1	2.27%		
				0 25 50 75 100	
<b>Response Rate</b>					
44/292 (15.07%)					

5 - Future Plans:					
Response Option	Weight	Frequency	Percent	Percent Responses	Means
Presently enrolled in an advanced degree	(1)	8	18.18%		2.09
Plan to enroll for an advanced degree in the future	(2)	24	54.55%		
Do not plan to seek additional college education	(3)	12	27.27%		
Plan to pursue a military career	(4)	0	0.00%		
				0 25 50 75 100	Question
<b>Response Rate</b>	<b>Mean</b>	<b>STD</b>			
44/292 (15.07%)	2.09	0.68			



**William Carey University**  
**Graduate Follow-Up Survey 2024 MED**

6 - Employment Status:						
Response Option	Weight	Frequency	Percent	Percent Responses	Means	
Full-Time/In a related field	(1)	42	95.45%		1.07	
Full-time/Not in a related field	(2)	1	2.27%			
Part-time/In a related field	(3)	1	2.27%			
Part-time/Not in a related field	(4)	0	0.00%			
Unemployed/Seeking Employment	(5)	0	0.00%			
Unemployed/Not Seeking Employment	(6)	0	0.00%			
Retired	(7)	0	0.00%			
				0 25 50 75 100	Question	
Response Rate	Mean	STD				
44/292 (15.07%)	1.07	0.33				






7 - Do you recommend William Carey University to individuals seeking programs similar to the one you completed?						
Response Option	Weight	Frequency	Percent	Percent Responses	Means	
Yes	(1)	42	95.45%		1.05	
No	(2)	2	4.55%			
				0 25 50 75 100	Question	
Response Rate	Mean	STD				
44/292 (15.07%)	1.05	0.21				





8 - Approximate GPA while attending William Carey University?						
Response Option	Weight	Frequency	Percent	Percent Responses	Means	
3.5-4.0	(4)	40	90.91%		3.91	
3.0-3.5	(3)	4	9.09%			
2.5-3.0	(2)	0	0.00%			
2.0-2.5	(1)	0	0.00%			
				0 25 50 75 100	Question	
Response Rate	Mean	STD				
44/292 (15.07%)	3.91	0.29				





9 - Were you a Community or Junior college transfer?						
Response Option	Weight	Frequency	Percent	Percent Responses	Means	
Yes	(1)	15	34.88%			
No	(2)	28	65.12%			
				0 25 50 75 100	Question	
Response Rate	Mean	STD				
43/292 (14.73%)						

10 - Instruction in courses -						
Response Option	Weight	Frequency	Percent	Percent Responses	Means	
Excellent	(4)	33	75.00%		3.70	
Good	(3)	9	20.45%			
Fair	(2)	2	4.55%			
Poor	(1)	0	0.00%			
				0 25 50 75 100	Question	
Response Rate	Mean	STD				
44/292 (15.07%)	3.70	0.55				

**William Carey University**  
**Graduate Follow-Up Survey 2024 MED**

11 - Accessibility of instructors-						
Response Option	Weight	Frequency	Percent	Percent Responses	Means	
Excellent	(4)	29	65.91%			
Good	(3)	13	29.55%			
Fair	(2)	1	2.27%			
Poor	(1)	1	2.27%			
				0 25 50 75 100	Question	
Response Rate	Mean	STD				
44/292 (15.07%)	3.59	0.66				

12 - Quality of career preparation-						
Response Option	Weight	Frequency	Percent	Percent Responses	Means	
Excellent	(4)	28	65.12%			
Good	(3)	13	30.23%			
Fair	(2)	2	4.65%			
Poor	(1)	0	0.00%			
				0 25 50 75 100	Question	
Response Rate	Mean	STD				
43/292 (14.73%)	3.60	0.58				

13 - Overall quality of the academic degree program -						
Response Option	Weight	Frequency	Percent	Percent Responses	Means	
Excellent	(4)	34	77.27%			
Good	(3)	8	18.18%			
Fair	(2)	2	4.55%			
Poor	(1)	0	0.00%			
				0 25 50 75 100	Question	
Response Rate	Mean	STD				
44/292 (15.07%)	3.73	0.54				

**William Carey University**  
**Graduate Follow-Up Survey 2024-MM-Music Education**

1 - I am an active member of a church					
Response Option	Weight	Frequency	Percent	Percent Responses	Means
Yes	(1)	3	60.00%		
No	(2)	2	40.00%		
				0 25 50 75 100	
<b>Response Rate</b>					
5/19 (26.32%)					

2 - Type of Employer:					
Response Option	Weight	Frequency	Percent	Percent Responses	Means
Private	(7)	0	0.00%		
Military	(6)	0	0.00%		
Educational	(5)	3	60.00%		
Federal/State	(4)	1	20.00%		
Church	(3)	0	0.00%		
Other	(2)	0	0.00%		
NA	(1)	1	20.00%		
				0 25 50 75 100	
<b>Response Rate</b>					
5/19 (26.32%)					

3 - Where are you employed?					
Response Option	Weight	Frequency	Percent	Percent Responses	Means
In Mississippi	(1)	2	50.00%		
In Another State	(2)	2	50.00%		
Internationally	(3)	0	0.00%		
				0 25 50 75 100	
<b>Response Rate</b>					
4/19 (21.05%)					

4 - Job preparation received at William Carey University:					
Response Option	Weight	Frequency	Percent	Percent Responses	Means
Excellent	(1)	3	60.00%		
Good	(2)	2	40.00%		
Fair	(3)	1	20.00%		
Inadequate	(4)	0	0.00%		
				0 25 50 75 100	
<b>Response Rate</b>					
5/19 (26.32%)					

5 - Future Plans:					
Response Option	Weight	Frequency	Percent	Percent Responses	Means
Presently enrolled in an advanced degree	(1)	0	0.00%		2.80
Plan to enroll for an advanced degree in the future	(2)	1	20.00%		
Do not plan to seek additional college education	(3)	4	80.00%		
Plan to pursue a military career	(4)	0	0.00%		
				0 25 50 75 100	Question
<b>Response Rate</b>	<b>Mean</b>	<b>STD</b>			
5/19 (26.32%)	2.80	0.45			

**William Carey University**  
**Graduate Follow-Up Survey 2024-MM-Music Education**

6 - Employment Status:						
Response Option	Weight	Frequency	Percent	Percent Responses	Means	
Full-Time/In a related field	(1)	3	60.00%		2.20	
Full-time/Not in a related field	(2)	0	0.00%			
Part-time/In a related field	(3)	1	20.00%			
Part-time/Not in a related field	(4)	0	0.00%			
Unemployed/Seeking Employment	(5)	1	20.00%			
Unemployed/Not Seeking Employment	(6)	0	0.00%			
Retired	(7)	0	0.00%			
				0 25 50 75 100	Question	
Response Rate	Mean	STD				
5/19 (26.32%)	2.20	1.79				




7 - Do you recommend William Carey University to individuals seeking programs similar to the one you completed?						
Response Option	Weight	Frequency	Percent	Percent Responses	Means	
Yes	(1)	4	80.00%		1.20	
No	(2)	1	20.00%			
				0 25 50 75 100	Question	
Response Rate	Mean	STD				
5/19 (26.32%)	1.20	0.45				





8 - Approximate GPA while attending William Carey University?						
Response Option	Weight	Frequency	Percent	Percent Responses	Means	
3.5-4.0	(4)	5	100.00%		4.00	
3.0-3.5	(3)	0	0.00%			
2.5-3.0	(2)	0	0.00%			
2.0-2.5	(1)	0	0.00%			
				0 25 50 75 100	Question	
Response Rate	Mean	STD				
5/19 (26.32%)	4.00	0.00				




9 - Were you a Community or Junior college transfer?						
Response Option	Weight	Frequency	Percent	Percent Responses	Means	
Yes	(1)	1	20.00%			
No	(2)	4	80.00%			
				0 25 50 75 100	Question	
Response Rate	Mean	STD				
5/19 (26.32%)						

10 - Instruction in courses -						
Response Option	Weight	Frequency	Percent	Percent Responses	Means	
Excellent	(4)	2	40.00%		3.40	
Good	(3)	3	60.00%			
Fair	(2)	0	0.00%			
Poor	(1)	0	0.00%			
				0 25 50 75 100	Question	
Response Rate	Mean	STD				
5/19 (26.32%)	3.40	0.55				

**William Carey University**  
**Graduate Follow-Up Survey 2024-MM-Music Education**

11 - Accessibility of instructors-						
Response Option	Weight	Frequency	Percent	Percent Responses	Means	
Excellent	(4)	4	80.00%			
Good	(3)	1	20.00%			
Fair	(2)	0	0.00%			
Poor	(1)	0	0.00%			
				0 25 50 75 100	Question	
Response Rate	Mean	STD				
5/19 (26.32%)	3.80	0.45				

12 - Quality of career preparation-						
Response Option	Weight	Frequency	Percent	Percent Responses	Means	
Excellent	(4)	2	40.00%			
Good	(3)	2	40.00%			
Fair	(2)	1	20.00%			
Poor	(1)	0	0.00%			
				0 25 50 75 100	Question	
Response Rate	Mean	STD				
5/19 (26.32%)	3.20	0.84				

13 - Overall quality of the academic degree program -						
Response Option	Weight	Frequency	Percent	Percent Responses	Means	
Excellent	(4)	3	60.00%			
Good	(3)	2	40.00%			
Fair	(2)	0	0.00%			
Poor	(1)	0	0.00%			
				0 25 50 75 100	Question	
Response Rate	Mean	STD				
5/19 (26.32%)	3.60	0.55				

**William Carey University**  
**Graduate Follow-Up Survey 2024-MS in Counseling Psychology**

1 - I am an active member of a church					
Response Option	Weight	Frequency	Percent	Percent Responses	Means
Yes	(1)	3	100.00%		
No	(2)	0	0.00%		
				0 25 50 75 100	
<b>Response Rate</b>					
3/24 (12.5%)					

2 - Type of Employer:					
Response Option	Weight	Frequency	Percent	Percent Responses	Means
Private	(7)	0	0.00%		
Military	(6)	0	0.00%		
Educational	(5)	0	0.00%		
Federal/State	(4)	2	66.67%		
Church	(3)	1	33.33%		
Other	(2)	0	0.00%		
NA	(1)	0	0.00%		
				0 25 50 75 100	
<b>Response Rate</b>					
3/24 (12.5%)					

3 - Where are you employed?					
Response Option	Weight	Frequency	Percent	Percent Responses	Means
In Mississippi	(1)	3	100.00%		
In Another State	(2)	0	0.00%		
Internationally	(3)	0	0.00%		
				0 25 50 75 100	
<b>Response Rate</b>					
3/24 (12.5%)					

4 - Job preparation received at William Carey University:					
Response Option	Weight	Frequency	Percent	Percent Responses	Means
Excellent	(1)	2	66.67%		
Good	(2)	1	33.33%		
Fair	(3)	0	0.00%		
Inadequate	(4)	0	0.00%		
				0 25 50 75 100	
<b>Response Rate</b>					
3/24 (12.5%)					

5 - Future Plans:					
Response Option	Weight	Frequency	Percent	Percent Responses	Means
Presently enrolled in an advanced degree	(1)	0	0.00%		2.67
Plan to enroll for an advanced degree in the future	(2)	1	33.33%		
Do not plan to seek additional college education	(3)	2	66.67%		
Plan to pursue a military career	(4)	0	0.00%		
				0 25 50 75 100	Question
<b>Response Rate</b>	<b>Mean</b>	<b>STD</b>			
3/24 (12.5%)	2.67	0.58			

**William Carey University**  
**Graduate Follow-Up Survey 2024-MS in Counseling Psychology**

6 - Employment Status:						
Response Option	Weight	Frequency	Percent	Percent Responses	Means	
Full-Time/In a related field	(1)	2	66.67%		1.33 	
Full-time/Not in a related field	(2)	1	33.33%			
Part-time/In a related field	(3)	0	0.00%			
Part-time/Not in a related field	(4)	0	0.00%			
Unemployed/Seeking Employment	(5)	0	0.00%			
Unemployed/Not Seeking Employment	(6)	0	0.00%			
Retired	(7)	0	0.00%			
				0 25 50 75 100	Question	
Response Rate	Mean	STD				
3/24 (12.5%)	1.33	0.58				




7 - Do you recommend William Carey University to individuals seeking programs similar to the one you completed?						
Response Option	Weight	Frequency	Percent	Percent Responses	Means	
Yes	(1)	3	100.00%		1.00 	
No	(2)	0	0.00%			
				0 25 50 75 100	Question	
Response Rate	Mean	STD				
3/24 (12.5%)	1.00	0.00				




8 - Approximate GPA while attending William Carey University?						
Response Option	Weight	Frequency	Percent	Percent Responses	Means	
3.5-4.0	(4)	3	100.00%		4.00 	
3.0-3.5	(3)	0	0.00%			
2.5-3.0	(2)	0	0.00%			
2.0-2.5	(1)	0	0.00%			
				0 25 50 75 100	Question	
Response Rate	Mean	STD				
3/24 (12.5%)	4.00	0.00				



9 - Were you a Community or Junior college transfer?						
Response Option	Weight	Frequency	Percent	Percent Responses	Means	
Yes	(1)	0	0.00%			
No	(2)	3	100.00%			
				0 25 50 75 100	Question	
Response Rate	Mean	STD				
3/24 (12.5%)						

10 - Instruction in courses -						
Response Option	Weight	Frequency	Percent	Percent Responses	Means	
Excellent	(4)	2	66.67%		3.67 	
Good	(3)	1	33.33%			
Fair	(2)	0	0.00%			
Poor	(1)	0	0.00%			
				0 25 50 75 100	Question	
Response Rate	Mean	STD				
3/24 (12.5%)	3.67	0.58				

**William Carey University**  
**Graduate Follow-Up Survey 2024-MS in Counseling Psychology**

11 - Accessibility of instructors-						
Response Option	Weight	Frequency	Percent	Percent Responses	Means	
Excellent	(4)	2	66.67%			
Good	(3)	1	33.33%			
Fair	(2)	0	0.00%			
Poor	(1)	0	0.00%			
				0 25 50 75 100	Question	
Response Rate	Mean	STD				
3/24 (12.5%)	3.67	0.58				

12 - Quality of career preparation-						
Response Option	Weight	Frequency	Percent	Percent Responses	Means	
Excellent	(4)	2	66.67%			
Good	(3)	0	0.00%			
Fair	(2)	1	33.33%			
Poor	(1)	0	0.00%			
				0 25 50 75 100	Question	
Response Rate	Mean	STD				
3/24 (12.5%)	3.33	1.15				

13 - Overall quality of the academic degree program -						
Response Option	Weight	Frequency	Percent	Percent Responses	Means	
Excellent	(4)	3	100.00%			
Good	(3)	0	0.00%			
Fair	(2)	0	0.00%			
Poor	(1)	0	0.00%			
				0 25 50 75 100	Question	
Response Rate	Mean	STD				
3/24 (12.5%)	4.00	0.00				



**William Carey University**  
**Graduate Follow-Up Survey 2024-MS in Counselor Education**

1 - I am an active member of a church					
Response Option	Weight	Frequency	Percent	Percent Responses	Means
Yes	(1)	1	100.00%		
No	(2)	0	0.00%		
				0 25 50 75 100	
<b>Response Rate</b>					
1/10 (10%)					

2 - Type of Employer:					
Response Option	Weight	Frequency	Percent	Percent Responses	Means
Private	(7)	0	0.00%		
Military	(6)	0	0.00%		
Educational	(5)	0	0.00%		
Federal/State	(4)	1	100.00%		
Church	(3)	0	0.00%		
Other	(2)	0	0.00%		
NA	(1)	0	0.00%		
				0 25 50 75 100	
<b>Response Rate</b>					
1/10 (10%)					

3 - Where are you employed?					
Response Option	Weight	Frequency	Percent	Percent Responses	Means
In Mississippi	(1)	1	100.00%		
In Another State	(2)	0	0.00%		
Internationally	(3)	0	0.00%		
				0 25 50 75 100	
<b>Response Rate</b>	1/10 (10%)				

4 - Job preparation received at William Carey University:					
Response Option	Weight	Frequency	Percent	Percent Responses	Means
Excellent	(1)	1	100.00%		
Good	(2)	0	0.00%		
Fair	(3)	0	0.00%		
Inadequate	(4)	0	0.00%		
				0 25 50 75 100	
<b>Response Rate</b>	1/10 (10%)				

5 - Future Plans:					
Response Option	Weight	Frequency	Percent	Percent Responses	Means
Presently enrolled in an advanced degree	(1)	0	0.00%		2.00
Plan to enroll for an advanced degree in the future	(2)	1	100.00%		
Do not plan to seek additional college education	(3)	0	0.00%		
Plan to pursue a military career	(4)	0	0.00%		
				0 25 50 75 100	Question
<b>Response Rate</b>	<b>Mean</b>	<b>STD</b>			
1/10 (10%)	2.00	0.00			

**William Carey University**  
**Graduate Follow-Up Survey 2024-MS in Counselor Education**

6 - Employment Status:									
Response Option	Weight	Frequency	Percent	Percent Responses		Means			
Full-Time/In a related field	(1)	0	0.00%			2.00 			
Full-time/Not in a related field	(2)	1	100.00%						
Part-time/In a related field	(3)	0	0.00%						
Part-time/Not in a related field	(4)	0	0.00%						
Unemployed/Seeking Employment	(5)	0	0.00%						
Unemployed/Not Seeking Employment	(6)	0	0.00%						
Retired	(7)	0	0.00%						
				0	25	50	75	100	Question
Response Rate	Mean	STD							
1/10 (10%)	2.00	0.00							

7 - Do you recommend William Carey University to individuals seeking programs similar to the one you completed?									
Response Option	Weight	Frequency	Percent	Percent Responses		Means			
Yes	(1)	1	100.00%			1.00 			
No	(2)	0	0.00%						
				0	25	50	75	100	Question
Response Rate	Mean	STD							
1/10 (10%)	1.00	0.00							

8 - Approximate GPA while attending William Carey University?									
Response Option	Weight	Frequency	Percent	Percent Responses		Means			
3.5-4.0	(4)	1	100.00%			4.00 			
3.0-3.5	(3)	0	0.00%						
2.5-3.0	(2)	0	0.00%						
2.0-2.5	(1)	0	0.00%						
				0	25	50	75	100	Question
Response Rate	Mean	STD							
1/10 (10%)	4.00	0.00							

9 - Were you a Community or Junior college transfer?									
Response Option	Weight	Frequency	Percent	Percent Responses		Means			
Yes	(1)	0	0.00%						
No	(2)	1	100.00%						
				0	25	50	75	100	Question
Response Rate	Mean	STD							
1/10 (10%)									

10 - Instruction in courses -									
Response Option	Weight	Frequency	Percent	Percent Responses		Means			
Excellent	(4)	1	100.00%			4.00 			
Good	(3)	0	0.00%						
Fair	(2)	0	0.00%						
Poor	(1)	0	0.00%						
				0	25	50	75	100	Question
Response Rate	Mean	STD							
1/10 (10%)	4.00	0.00							

**William Carey University**  
**Graduate Follow-Up Survey 2024-MS in Counselor Education**

11 - Accessibility of instructors-									
Response Option	Weight	Frequency	Percent	Percent Responses		Means			
Excellent	(4)	1	100.00%			4.00			
Good	(3)	0	0.00%						
Fair	(2)	0	0.00%						
Poor	(1)	0	0.00%						
				0	25	50	75	100	Question
Response Rate	Mean	STD							
1/10 (10%)	4.00	0.00							

12 - Quality of career preparation-									
Response Option	Weight	Frequency	Percent	Percent Responses		Means			
Excellent	(4)	0	0.00%			3.00			
Good	(3)	1	100.00%						
Fair	(2)	0	0.00%						
Poor	(1)	0	0.00%						
				0	25	50	75	100	Question
Response Rate	Mean	STD							
1/10 (10%)	3.00	0.00							

13 - Overall quality of the academic degree program -									
Response Option	Weight	Frequency	Percent	Percent Responses		Means			
Excellent	(4)	1	100.00%			4.00			
Good	(3)	0	0.00%						
Fair	(2)	0	0.00%						
Poor	(1)	0	0.00%						
				0	25	50	75	100	Question
Response Rate	Mean	STD							
1/10 (10%)	4.00	0.00							

**William Carey University**  
**Graduate Follow-Up Survey 2024-MS in Criminal Justice**

1 - I am an active member of a church					
Response Option	Weight	Frequency	Percent	Percent Responses	Means
Yes	(1)	2	100.00%		
No	(2)	0	0.00%		
				0 25 50 75 100	
<b>Response Rate</b>					
2/15 (13.33%)					


2 - Type of Employer:					
Response Option	Weight	Frequency	Percent	Percent Responses	Means
Private	(7)	0	0.00%		
Military	(6)	0	0.00%		
Educational	(5)	0	0.00%		
Federal/State	(4)	2	100.00%		
Church	(3)	0	0.00%		
Other	(2)	0	0.00%		
NA	(1)	0	0.00%		
				0 25 50 75 100	
<b>Response Rate</b>					
2/15 (13.33%)					


3 - Where are you employed?					
Response Option	Weight	Frequency	Percent	Percent Responses	Means
In Mississippi	(1)	2	100.00%		
In Another State	(2)	0	0.00%		
Internationally	(3)	0	0.00%		
				0 25 50 75 100	
<b>Response Rate</b>	2/15 (13.33%)				


4 - Job preparation received at William Carey University:					
Response Option	Weight	Frequency	Percent	Percent Responses	Means
Excellent	(1)	2	100.00%		
Good	(2)	0	0.00%		
Fair	(3)	0	0.00%		
Inadequate	(4)	0	0.00%		
				0 25 50 75 100	
<b>Response Rate</b>	2/15 (13.33%)				


5 - Future Plans:					
Response Option	Weight	Frequency	Percent	Percent Responses	Means
Presently enrolled in an advanced degree	(1)	0	0.00%		2.00
Plan to enroll for an advanced degree in the future	(2)	2	100.00%		
Do not plan to seek additional college education	(3)	0	0.00%		
Plan to pursue a military career	(4)	0	0.00%		
				0 25 50 75 100	Question
<b>Response Rate</b>					
2/15 (13.33%)	Mean	STD			
	2.00	0.00			


**William Carey University**  
**Graduate Follow-Up Survey 2024-MS in Criminal Justice**

6 - Employment Status:						
Response Option	Weight	Frequency	Percent	Percent Responses	Means	
Full-Time/In a related field	(1)	2	100.00%		1.00	
Full-time/Not in a related field	(2)	0	0.00%			
Part-time/In a related field	(3)	0	0.00%			
Part-time/Not in a related field	(4)	0	0.00%			
Unemployed/Seeking Employment	(5)	0	0.00%			
Unemployed/Not Seeking Employment	(6)	0	0.00%			
Retired	(7)	0	0.00%			
				0 25 50 75 100	Question	
Response Rate	Mean	STD				
2/15 (13.33%)	1.00	0.00				

7 - Do you recommend William Carey University to individuals seeking programs similar to the one you completed?						
Response Option	Weight	Frequency	Percent	Percent Responses	Means	
Yes	(1)	2	100.00%		1.00	
No	(2)	0	0.00%			
				0 25 50 75 100	Question	
Response Rate	Mean	STD				
2/15 (13.33%)	1.00	0.00				

8 - Approximate GPA while attending William Carey University?						
Response Option	Weight	Frequency	Percent	Percent Responses	Means	
3.5-4.0	(4)	2	100.00%		4.00	
3.0-3.5	(3)	0	0.00%			
2.5-3.0	(2)	0	0.00%			
2.0-2.5	(1)	0	0.00%			
				0 25 50 75 100	Question	
Response Rate	Mean	STD				
2/15 (13.33%)	4.00	0.00				

9 - Were you a Community or Junior college transfer?						
Response Option	Weight	Frequency	Percent	Percent Responses	Means	
Yes	(1)	1	50.00%			
No	(2)	1	50.00%			
				0 25 50 75 100	Question	
Response Rate	Mean	STD				
2/15 (13.33%)						

10 - Instruction in courses -						
Response Option	Weight	Frequency	Percent	Percent Responses	Means	
Excellent	(4)	1	50.00%		3.50	
Good	(3)	1	50.00%			
Fair	(2)	0	0.00%			
Poor	(1)	0	0.00%			
				0 25 50 75 100	Question	
Response Rate	Mean	STD				
2/15 (13.33%)	3.50	0.71				

**William Carey University**  
**Graduate Follow-Up Survey 2024-MS in Criminal Justice**


11 - Accessibility of instructors-									
Response Option	Weight	Frequency	Percent	Percent Responses		Means			
Excellent	(4)	1	50.00%			3.50			
Good	(3)	1	50.00%						
Fair	(2)	0	0.00%						
Poor	(1)	0	0.00%						
				0	25	50	75	100	Question
Response Rate	Mean	STD							
2/15 (13.33%)	3.50	0.71							




12 - Quality of career preparation-									
Response Option	Weight	Frequency	Percent	Percent Responses		Means			
Excellent	(4)	2	100.00%			4.00			
Good	(3)	0	0.00%						
Fair	(2)	0	0.00%						
Poor	(1)	0	0.00%						
				0	25	50	75	100	Question
Response Rate	Mean	STD							
2/15 (13.33%)	4.00	0.00							


13 - Overall quality of the academic degree program -									
Response Option	Weight	Frequency	Percent	Percent Responses		Means			
Excellent	(4)	2	100.00%			4.00			
Good	(3)	0	0.00%						
Fair	(2)	0	0.00%						
Poor	(1)	0	0.00%						
				0	25	50	75	100	Question
Response Rate	Mean	STD							
2/15 (13.33%)	4.00	0.00							





# William Carey University




## Graduate Follow-Up Survey 2024-MS in Health Administration and Education

1 - I am an active member of a church					
Response Option	Weight	Frequency	Percent	Percent Responses	Means
Yes	(1)	4	100.00%		
No	(2)	0	0.00%		
				0 25 50 75 100	
<b>Response Rate</b>					
4/10 (40%)					

2 - Type of Employer:					
Response Option	Weight	Frequency	Percent	Percent Responses	Means
Private	(7)	1	25.00%		
Military	(6)	0	0.00%		
Educational	(5)	0	0.00%		
Federal/State	(4)	2	50.00%		
Church	(3)	0	0.00%		
Other	(2)	1	25.00%		
NA	(1)	0	0.00%		
				0 25 50 75 100	
<b>Response Rate</b>					
4/10 (40%)					

3 - Where are you employed?					
Response Option	Weight	Frequency	Percent	Percent Responses	Means
In Mississippi	(1)	4	100.00%		
In Another State	(2)	0	0.00%		
Internationally	(3)	0	0.00%		
				0 25 50 75 100	
<b>Response Rate</b>	4/10 (40%)				

4 - Job preparation received at William Carey University:					
Response Option	Weight	Frequency	Percent	Percent Responses	Means
Excellent	(1)	1	25.00%		
Good	(2)	1	25.00%		
Fair	(3)	1	25.00%		
Inadequate	(4)	1	25.00%		
				0 25 50 75 100	
<b>Response Rate</b>	4/10 (40%)				

5 - Future Plans:					
Response Option	Weight	Frequency	Percent	Percent Responses	Means
Presently enrolled in an advanced degree	(1)	0	0.00%		
Plan to enroll for an advanced degree in the future	(2)	1	25.00%		<div style="text-align: center;">2.75</div> 
Do not plan to seek additional college education	(3)	3	75.00%		
Plan to pursue a military career	(4)	0	0.00%		
				0 25 50 75 100	
<b>Response Rate</b>					
4/10 (40%)	Mean	STD			
	2.75	0.50			

**William Carey University**  
**Graduate Follow-Up Survey 2024-MS in Health Administration and Education**

6 - Employment Status:						
Response Option	Weight	Frequency	Percent	Percent Responses	Means	
Full-Time/In a related field	(1)	3	75.00%		1.25 	
Full-time/Not in a related field	(2)	1	25.00%			
Part-time/In a related field	(3)	0	0.00%			
Part-time/Not in a related field	(4)	0	0.00%			
Unemployed/Seeking Employment	(5)	0	0.00%			
Unemployed/Not Seeking Employment	(6)	0	0.00%			
Retired	(7)	0	0.00%			
				0 25 50 75 100	Question	
Response Rate	Mean	STD				
4/10 (40%)	1.25	0.50				

7 - Do you recommend William Carey University to individuals seeking programs similar to the one you completed?						
Response Option	Weight	Frequency	Percent	Percent Responses	Means	
Yes	(1)	4	100.00%		1.00 	
No	(2)	0	0.00%			
				0 25 50 75 100	Question	
Response Rate	Mean	STD				
4/10 (40%)	1.00	0.00				




8 - Approximate GPA while attending William Carey University?						
Response Option	Weight	Frequency	Percent	Percent Responses	Means	
3.5-4.0	(4)	2	50.00%		3.50 	
3.0-3.5	(3)	2	50.00%			
2.5-3.0	(2)	0	0.00%			
2.0-2.5	(1)	0	0.00%			
				0 25 50 75 100	Question	
Response Rate	Mean	STD				
4/10 (40%)	3.50	0.58				





9 - Were you a Community or Junior college transfer?						
Response Option	Weight	Frequency	Percent	Percent Responses	Means	
Yes	(1)	0	0.00%			
No	(2)	4	100.00%			
				0 25 50 75 100	Question	
Response Rate	Mean	STD				
4/10 (40%)						





10 - Instruction in courses -						
Response Option	Weight	Frequency	Percent	Percent Responses	Means	
Excellent	(4)	1	25.00%		3.00 	
Good	(3)	2	50.00%			
Fair	(2)	1	25.00%			
Poor	(1)	0	0.00%			
				0 25 50 75 100	Question	
Response Rate	Mean	STD				
4/10 (40%)	3.00	0.82				





**William Carey University**  
**Graduate Follow-Up Survey 2024-MS in Health Administration and Education**




11 - Accessibility of instructors-						
Response Option	Weight	Frequency	Percent	Percent Responses	Means	
Excellent	(4)	1	25.00%			
Good	(3)	3	75.00%			
Fair	(2)	0	0.00%			
Poor	(1)	0	0.00%			
				0 25 50 75 100	Question	
Response Rate	Mean	STD				
4/10 (40%)	3.25	0.50				



12 - Quality of career preparation-						
Response Option	Weight	Frequency	Percent	Percent Responses	Means	
Excellent	(4)	1	25.00%			
Good	(3)	2	50.00%			
Fair	(2)	1	25.00%			
Poor	(1)	0	0.00%			
				0 25 50 75 100	Question	
Response Rate	Mean	STD				
4/10 (40%)	3.00	0.82				




13 - Overall quality of the academic degree program -						
Response Option	Weight	Frequency	Percent	Percent Responses	Means	
Excellent	(4)	1	25.00%			
Good	(3)	2	50.00%			
Fair	(2)	1	25.00%			
Poor	(1)	0	0.00%			
				0 25 50 75 100	Question	
Response Rate	Mean	STD				
4/10 (40%)	3.00	0.82				




**William Carey University**  
**Graduate Follow-Up Survey 2024 EDS**

1 - I am an active member of a church					
Response Option	Weight	Frequency	Percent	Percent Responses	Means
Yes	(1)	19	86.36%		
No	(2)	3	13.64%		
				0 25 50 75 100	
<b>Response Rate</b>					
22/113 (19.47%)					

2 - Type of Employer:					
Response Option	Weight	Frequency	Percent	Percent Responses	Means
Private	(7)	1	4.35%		
Military	(6)	0	0.00%		
Educational	(5)	20	86.96%		
Federal/State	(4)	2	8.70%		
Church	(3)	0	0.00%		
Other	(2)	0	0.00%		
NA	(1)	0	0.00%		
				0 25 50 75 100	
<b>Response Rate</b>					
23/113 (20.35%)					

3 - Where are you employed?					
Response Option	Weight	Frequency	Percent	Percent Responses	Means
In Mississippi	(1)	21	95.45%		
In Another State	(2)	1	4.55%		
Internationally	(3)	0	0.00%		
				0 25 50 75 100	
<b>Response Rate</b>					
22/113 (19.47%)					

4 - Job preparation received at William Carey University:					
Response Option	Weight	Frequency	Percent	Percent Responses	Means
Excellent	(1)	16	69.57%		
Good	(2)	6	26.09%		
Fair	(3)	1	4.35%		
Inadequate	(4)	0	0.00%		
				0 25 50 75 100	
<b>Response Rate</b>					
23/113 (20.35%)					

5 - Future Plans:					
Response Option	Weight	Frequency	Percent	Percent Responses	Means
Presently enrolled in an advanced degree	(1)	6	26.09%		2.13
Plan to enroll for an advanced degree in the future	(2)	8	34.78%		
Do not plan to seek additional college education	(3)	9	39.13%		
Plan to pursue a military career	(4)	0	0.00%		
				0 25 50 75 100	Question
<b>Response Rate</b>	<b>Mean</b>	<b>STD</b>			
23/113 (20.35%)	2.13	0.81			

**William Carey University**  
**Graduate Follow-Up Survey 2024 EDS**

6 - Employment Status:						
Response Option	Weight	Frequency	Percent	Percent Responses	Means	
Full-Time/In a related field	(1)	22	95.65%		1.09	
Full-time/Not in a related field	(2)	0	0.00%			
Part-time/In a related field	(3)	1	4.35%			
Part-time/Not in a related field	(4)	0	0.00%			
Unemployed/Seeking Employment	(5)	0	0.00%			
Unemployed/Not Seeking Employment	(6)	0	0.00%			
Retired	(7)	0	0.00%			
				0 25 50 75 100	Question	
Response Rate	Mean	STD				
23/113 (20.35%)	1.09	0.42				





7 - Do you recommend William Carey University to individuals seeking programs similar to the one you completed?						
Response Option	Weight	Frequency	Percent	Percent Responses	Means	
Yes	(1)	23	100.00%		1.00	
No	(2)	0	0.00%			
				0 25 50 75 100	Question	
Response Rate	Mean	STD				
23/113 (20.35%)	1.00	0.00				





8 - Approximate GPA while attending William Carey University?						
Response Option	Weight	Frequency	Percent	Percent Responses	Means	
3.5-4.0	(4)	23	100.00%		4.00	
3.0-3.5	(3)	0	0.00%			
2.5-3.0	(2)	0	0.00%			
2.0-2.5	(1)	0	0.00%			
				0 25 50 75 100	Question	
Response Rate	Mean	STD				
23/113 (20.35%)	4.00	0.00				




9 - Were you a Community or Junior college transfer?						
Response Option	Weight	Frequency	Percent	Percent Responses	Means	
Yes	(1)	5	21.74%			
No	(2)	18	78.26%			
				0 25 50 75 100	Question	
Response Rate	Mean	STD				
23/113 (20.35%)						

10 - Instruction in courses -						
Response Option	Weight	Frequency	Percent	Percent Responses	Means	
Excellent	(4)	18	78.26%		3.78	
Good	(3)	5	21.74%			
Fair	(2)	0	0.00%			
Poor	(1)	0	0.00%			
				0 25 50 75 100	Question	
Response Rate	Mean	STD				
23/113 (20.35%)	3.78	0.42				



**William Carey University**  
**Graduate Follow-Up Survey 2024 EDS**




11 - Accessibility of instructors-						
Response Option	Weight	Frequency	Percent	Percent Responses	Means	
Excellent	(4)	18	78.26%		 3.74	
Good	(3)	4	17.39%			
Fair	(2)	1	4.35%			
Poor	(1)	0	0.00%			
				0 25 50 75 100	Question	
Response Rate	Mean	STD				
23/113 (20.35%)	3.74	0.54				



12 - Quality of career preparation-						
Response Option	Weight	Frequency	Percent	Percent Responses	Means	
Excellent	(4)	16	69.57%		 3.65	
Good	(3)	6	26.09%			
Fair	(2)	1	4.35%			
Poor	(1)	0	0.00%			
				0 25 50 75 100	Question	
Response Rate	Mean	STD				
23/113 (20.35%)	3.65	0.57				



13 - Overall quality of the academic degree program -						
Response Option	Weight	Frequency	Percent	Percent Responses	Means	
Excellent	(4)	17	73.91%		 3.74	
Good	(3)	6	26.09%			
Fair	(2)	0	0.00%			
Poor	(1)	0	0.00%			
				0 25 50 75 100	Question	
Response Rate	Mean	STD				
23/113 (20.35%)	3.74	0.45				


**William Carey University**  
**Graduate Follow-Up Survey 2024 EDD-Educational Leadership**

1 - I am an active member of a church					
Response Option	Weight	Frequency	Percent	Percent Responses	Means
Yes	(1)	8	66.67%		
No	(2)	4	33.33%		
				0 25 50 75 100	
<b>Response Rate</b>					
12/36 (33.33%)					

2 - Type of Employer:						
Response Option	Weight	Frequency	Percent	Percent Responses	Means	
Private	(7)	0	0.00%			
Military	(6)	0	0.00%			
Educational	(5)	8	66.67%			
Federal/State	(4)	3	25.00%			
Church	(3)	0	0.00%			
Other	(2)	0	0.00%			
NA	(1)	1	8.33%			
				0 25 50 75 100		
<b>Response Rate</b>						
12/36 (33.33%)						

3 - Where are you employed?					
Response Option	Weight	Frequency	Percent	Percent Responses	Means
In Mississippi	(1)	9	81.82%		
In Another State	(2)	2	18.18%		
Internationally	(3)	0	0.00%		
				0 25 50 75 100	
<b>Response Rate</b>					
11/36 (30.56%)					

4 - Job preparation received at William Carey University:					
Response Option	Weight	Frequency	Percent	Percent Responses	Means
Excellent	(1)	10	83.33%		
Good	(2)	2	16.67%		
Fair	(3)	0	0.00%		
Inadequate	(4)	0	0.00%		
				0 25 50 75 100	
<b>Response Rate</b>					
12/36 (33.33%)					

5 - Future Plans:					
Response Option	Weight	Frequency	Percent	Percent Responses	Means
Presently enrolled in an advanced degree	(1)	0	0.00%		3.00
Plan to enroll for an advanced degree in the future	(2)	0	0.00%		
Do not plan to seek additional college education	(3)	12	100.00%		
Plan to pursue a military career	(4)	0	0.00%		
				0 25 50 75 100	Question
<b>Response Rate</b>	<b>Mean</b>	<b>STD</b>			
12/36 (33.33%)	3.00	0.00			

**William Carey University**  
**Graduate Follow-Up Survey 2024 EDD-Educational Leadership**

6 - Employment Status:						
Response Option	Weight	Frequency	Percent	Percent Responses	Means	
Full-Time/In a related field	(1)	11	91.67%		1.50	
Full-time/Not in a related field	(2)	0	0.00%			
Part-time/In a related field	(3)	0	0.00%			
Part-time/Not in a related field	(4)	0	0.00%			
Unemployed/Seeking Employment	(5)	0	0.00%			
Unemployed/Not Seeking Employment	(6)	0	0.00%			
Retired	(7)	1	8.33%			
				0 25 50 75 100	Question	
Response Rate	Mean	STD				
12/36 (33.33%)	1.50	1.73				





7 - Do you recommend William Carey University to individuals seeking programs similar to the one you completed?						
Response Option	Weight	Frequency	Percent	Percent Responses	Means	
Yes	(1)	12	100.00%		1.00	
No	(2)	0	0.00%			
				0 25 50 75 100	Question	
Response Rate	Mean	STD				
12/36 (33.33%)	1.00	0.00				





8 - Approximate GPA while attending William Carey University?						
Response Option	Weight	Frequency	Percent	Percent Responses	Means	
3.5-4.0	(4)	12	100.00%		4.00	
3.0-3.5	(3)	0	0.00%			
2.5-3.0	(2)	0	0.00%			
2.0-2.5	(1)	0	0.00%			
				0 25 50 75 100	Question	
Response Rate	Mean	STD				
12/36 (33.33%)	4.00	0.00				




9 - Were you a Community or Junior college transfer?						
Response Option	Weight	Frequency	Percent	Percent Responses	Means	
Yes	(1)	3	25.00%			
No	(2)	9	75.00%			
				0 25 50 75 100	Question	
Response Rate	Mean	STD				
12/36 (33.33%)						

10 - Instruction in courses -						
Response Option	Weight	Frequency	Percent	Percent Responses	Means	
Excellent	(4)	9	75.00%		3.75	
Good	(3)	3	25.00%			
Fair	(2)	0	0.00%			
Poor	(1)	0	0.00%			
				0 25 50 75 100	Question	
Response Rate	Mean	STD				
12/36 (33.33%)	3.75	0.45				

**William Carey University**  
**Graduate Follow-Up Survey 2024 EDD-Educational Leadership**

11 - Accessibility of instructors-						
Response Option	Weight	Frequency	Percent	Percent Responses	Means	
Excellent	(4)	8	66.67%			
Good	(3)	3	25.00%			
Fair	(2)	1	8.33%			
Poor	(1)	0	0.00%			
				0 25 50 75 100	Question	
Response Rate	Mean	STD				
12/36 (33.33%)	3.58	0.67				

12 - Quality of career preparation-						
Response Option	Weight	Frequency	Percent	Percent Responses	Means	
Excellent	(4)	9	75.00%			
Good	(3)	2	16.67%			
Fair	(2)	1	8.33%			
Poor	(1)	0	0.00%			
				0 25 50 75 100	Question	
Response Rate	Mean	STD				
12/36 (33.33%)	3.67	0.65				

13 - Overall quality of the academic degree program -						
Response Option	Weight	Frequency	Percent	Percent Responses	Means	
Excellent	(4)	9	75.00%			
Good	(3)	3	25.00%			
Fair	(2)	0	0.00%			
Poor	(1)	0	0.00%			
				0 25 50 75 100	Question	
Response Rate	Mean	STD				
12/36 (33.33%)	3.75	0.45				

**William Carey University**  
**Graduate Follow-Up Survey 2024-PhD-Health Administration and Education**

1 - I am an active member of a church					
Response Option	Weight	Frequency	Percent	Percent Responses	Means
Yes	(1)	0	0.00%		
No	(2)	1	100.00%		
				0 25 50 75 100	
<b>Response Rate</b>					
1/2 (50%)					

2 - Type of Employer:					
Response Option	Weight	Frequency	Percent	Percent Responses	Means
Private	(7)	1	100.00%		
Military	(6)	0	0.00%		
Educational	(5)	0	0.00%		
Federal/State	(4)	0	0.00%		
Church	(3)	0	0.00%		
Other	(2)	0	0.00%		
NA	(1)	0	0.00%		
				0 25 50 75 100	
<b>Response Rate</b>					
1/2 (50%)					


3 - Where are you employed?					
Response Option	Weight	Frequency	Percent	Percent Responses	Means
In Mississippi	(1)	0	0.00%		
In Another State	(2)	1	100.00%		
Internationally	(3)	0	0.00%		
				0 25 50 75 100	
<b>Response Rate</b>	1/2 (50%)				


4 - Job preparation received at William Carey University:					
Response Option	Weight	Frequency	Percent	Percent Responses	Means
Excellent	(1)	0	0.00%		
Good	(2)	1	100.00%		
Fair	(3)	0	0.00%		
Inadequate	(4)	0	0.00%		
				0 25 50 75 100	
<b>Response Rate</b>	1/2 (50%)				


5 - Future Plans:					
Response Option	Weight	Frequency	Percent	Percent Responses	Means
Presently enrolled in an advanced degree	(1)	0	0.00%		3.00
Plan to enroll for an advanced degree in the future	(2)	0	0.00%		
Do not plan to seek additional college education	(3)	1	100.00%		
Plan to pursue a military career	(4)	0	0.00%		
				0 25 50 75 100	Question
<b>Response Rate</b>	<b>Mean</b>	<b>STD</b>			
1/2 (50%)	3.00	0.00			





**William Carey University**  
**Graduate Follow-Up Survey 2024-PhD-Health Administration and Education**

6 - Employment Status:									
Response Option	Weight	Frequency	Percent	Percent Responses		Means			
Full-Time/In a related field	(1)	1	100.00%			1.00			
Full-time/Not in a related field	(2)	0	0.00%						
Part-time/In a related field	(3)	0	0.00%						
Part-time/Not in a related field	(4)	0	0.00%						
Unemployed/Seeking Employment	(5)	0	0.00%						
Unemployed/Not Seeking Employment	(6)	0	0.00%						
Retired	(7)	0	0.00%						
				0	25	50	75	100	Question
Response Rate	Mean	STD							
1/2 (50%)	1.00	0.00							

7 - Do you recommend William Carey University to individuals seeking programs similar to the one you completed?									
Response Option	Weight	Frequency	Percent	Percent Responses		Means			
Yes	(1)	1	100.00%			1.00			
No	(2)	0	0.00%						
				0	25	50	75	100	Question
Response Rate	Mean	STD							
1/2 (50%)	1.00	0.00							

8 - Approximate GPA while attending William Carey University?									
Response Option	Weight	Frequency	Percent	Percent Responses		Means			
3.5-4.0	(4)	1	100.00%			4.00			
3.0-3.5	(3)	0	0.00%						
2.5-3.0	(2)	0	0.00%						
2.0-2.5	(1)	0	0.00%						
				0	25	50	75	100	Question
Response Rate	Mean	STD							
1/2 (50%)	4.00	0.00							

9 - Were you a Community or Junior college transfer?									
Response Option	Weight	Frequency	Percent	Percent Responses		Means			
Yes	(1)	0	0.00%						
No	(2)	1	100.00%						
				0	25	50	75	100	Question
Response Rate	Mean	STD							
1/2 (50%)									

10 - Instruction in courses -									
Response Option	Weight	Frequency	Percent	Percent Responses		Means			
Excellent	(4)	0	0.00%			3.00			
Good	(3)	1	100.00%						
Fair	(2)	0	0.00%						
Poor	(1)	0	0.00%						
				0	25	50	75	100	Question
Response Rate	Mean	STD							
1/2 (50%)	3.00	0.00							

**William Carey University**  
**Graduate Follow-Up Survey 2024-PhD-Health Administration and Education**

11 - Accessibility of instructors-									
Response Option	Weight	Frequency	Percent	Percent Responses		Means			
Excellent	(4)	0	0.00%			3.00			
Good	(3)	1	100.00%						
Fair	(2)	0	0.00%						
Poor	(1)	0	0.00%						
				0	25	50	75	100	Question
Response Rate	Mean	STD							
1/2 (50%)	3.00	0.00							

12 - Quality of career preparation-									
Response Option	Weight	Frequency	Percent	Percent Responses		Means			
Excellent	(4)	0	0.00%			2.00			
Good	(3)	0	0.00%						
Fair	(2)	1	100.00%						
Poor	(1)	0	0.00%						
				0	25	50	75	100	Question
Response Rate	Mean	STD							
1/2 (50%)	2.00	0.00							

13 - Overall quality of the academic degree program -									
Response Option	Weight	Frequency	Percent	Percent Responses		Means			
Excellent	(4)	0	0.00%			3.00			
Good	(3)	1	100.00%						
Fair	(2)	0	0.00%						
Poor	(1)	0	0.00%						
				0	25	50	75	100	Question
Response Rate	Mean	STD							
1/2 (50%)	3.00	0.00							

**William Carey University**  
**Graduate Follow-Up Survey 2024-PhD in Higher Ed Administration**

1 - I am an active member of a church					
Response Option	Weight	Frequency	Percent	Percent Responses	Means
Yes	(1)	2	100.00%		
No	(2)	0	0.00%		
				0 25 50 75 100	
<b>Response Rate</b>					
2/4 (50%)					

2 - Type of Employer:					
Response Option	Weight	Frequency	Percent	Percent Responses	Means
Private	(7)	0	0.00%		
Military	(6)	0	0.00%		
Educational	(5)	1	50.00%		
Federal/State	(4)	0	0.00%		
Church	(3)	0	0.00%		
Other	(2)	0	0.00%		
NA	(1)	1	50.00%		
				0 25 50 75 100	
<b>Response Rate</b>					
2/4 (50%)					

3 - Where are you employed?					
Response Option	Weight	Frequency	Percent	Percent Responses	Means
In Mississippi	(1)	2	100.00%		
In Another State	(2)	0	0.00%		
Internationally	(3)	0	0.00%		
				0 25 50 75 100	
<b>Response Rate</b>	2/4 (50%)				

4 - Job preparation received at William Carey University:					
Response Option	Weight	Frequency	Percent	Percent Responses	Means
Excellent	(1)	1	50.00%		
Good	(2)	1	50.00%		
Fair	(3)	0	0.00%		
Inadequate	(4)	0	0.00%		
				0 25 50 75 100	
<b>Response Rate</b>	2/4 (50%)				

5 - Future Plans:					
Response Option	Weight	Frequency	Percent	Percent Responses	Means
Presently enrolled in an advanced degree	(1)	0	0.00%		3.00
Plan to enroll for an advanced degree in the future	(2)	0	0.00%		
Do not plan to seek additional college education	(3)	2	100.00%		
Plan to pursue a military career	(4)	0	0.00%		
				0 25 50 75 100	Question
<b>Response Rate</b>					
2/4 (50%)	Mean	STD			
	3.00	0.00			

**William Carey University**  
**Graduate Follow-Up Survey 2024-PhD in Higher Ed Administration**

6 - Employment Status:						
Response Option	Weight	Frequency	Percent	Percent Responses	Means	
Full-Time/In a related field	(1)	1	50.00%		4.00	
Full-time/Not in a related field	(2)	0	0.00%			
Part-time/In a related field	(3)	0	0.00%			
Part-time/Not in a related field	(4)	0	0.00%			
Unemployed/Seeking Employment	(5)	0	0.00%			
Unemployed/Not Seeking Employment	(6)	0	0.00%			
Retired	(7)	1	50.00%			
				0 25 50 75 100	Question	
Response Rate	Mean	STD				
2/4 (50%)	4.00	4.24				

7 - Do you recommend William Carey University to individuals seeking programs similar to the one you completed?						
Response Option	Weight	Frequency	Percent	Percent Responses	Means	
Yes	(1)	2	100.00%		1.00	
No	(2)	0	0.00%			
				0 25 50 75 100	Question	
Response Rate	Mean	STD				
2/4 (50%)	1.00	0.00				

8 - Approximate GPA while attending William Carey University?						
Response Option	Weight	Frequency	Percent	Percent Responses	Means	
3.5-4.0	(4)	1	50.00%		3.50	
3.0-3.5	(3)	1	50.00%			
2.5-3.0	(2)	0	0.00%			
2.0-2.5	(1)	0	0.00%			
				0 25 50 75 100	Question	
Response Rate	Mean	STD				
2/4 (50%)	3.50	0.71				

9 - Were you a Community or Junior college transfer?						
Response Option	Weight	Frequency	Percent	Percent Responses	Means	
Yes	(1)	0	0.00%			
No	(2)	2	100.00%			
				0 25 50 75 100	Question	
Response Rate	Mean	STD				
2/4 (50%)						

10 - Instruction in courses -						
Response Option	Weight	Frequency	Percent	Percent Responses	Means	
Excellent	(4)	2	100.00%		4.00	
Good	(3)	0	0.00%			
Fair	(2)	0	0.00%			
Poor	(1)	0	0.00%			
				0 25 50 75 100	Question	
Response Rate	Mean	STD				
2/4 (50%)	4.00	0.00				

**William Carey University**  
**Graduate Follow-Up Survey 2024-PhD in Higher Ed Administration**

11 - Accessibility of instructors-									
Response Option	Weight	Frequency	Percent	Percent Responses		Means			
Excellent	(4)	2	100.00%			4.00			
Good	(3)	0	0.00%						
Fair	(2)	0	0.00%						
Poor	(1)	0	0.00%						
				0	25	50	75	100	Question
Response Rate	Mean	STD							
2/4 (50%)	4.00	0.00							

12 - Quality of career preparation-									
Response Option	Weight	Frequency	Percent	Percent Responses		Means			
Excellent	(4)	1	50.00%			3.50			
Good	(3)	1	50.00%						
Fair	(2)	0	0.00%						
Poor	(1)	0	0.00%						
				0	25	50	75	100	Question
Response Rate	Mean	STD							
2/4 (50%)	3.50	0.71							

13 - Overall quality of the academic degree program -									
Response Option	Weight	Frequency	Percent	Percent Responses		Means			
Excellent	(4)	2	100.00%			4.00			
Good	(3)	0	0.00%						
Fair	(2)	0	0.00%						
Poor	(1)	0	0.00%						
				0	25	50	75	100	Question
Response Rate	Mean	STD							
2/4 (50%)	4.00	0.00							

**William Carey University**  
**Graduate Follow-Up Survey 2024-PhD in Nursing Education and Administration**

1 - I am an active member of a church					
Response Option	Weight	Frequency	Percent	Percent Responses	Means
Yes	(1)	2	100.00%		
No	(2)	0	0.00%		
				0 25 50 75 100	
<b>Response Rate</b>					
2/10 (20%)					

2 - Type of Employer:					
Response Option	Weight	Frequency	Percent	Percent Responses	Means
Private	(7)	0	0.00%		
Military	(6)	0	0.00%		
Educational	(5)	0	0.00%		
Federal/State	(4)	1	50.00%		
Church	(3)	0	0.00%		
Other	(2)	1	50.00%		
NA	(1)	0	0.00%		
				0 25 50 75 100	
<b>Response Rate</b>					
2/10 (20%)					

3 - Where are you employed?					
Response Option	Weight	Frequency	Percent	Percent Responses	Means
In Mississippi	(1)	0	0.00%		
In Another State	(2)	1	100.00%		
Internationally	(3)	0	0.00%		
				0 25 50 75 100	
<b>Response Rate</b>					
1/10 (10%)					

4 - Job preparation received at William Carey University:					
Response Option	Weight	Frequency	Percent	Percent Responses	Means
Excellent	(1)	1	50.00%		
Good	(2)	0	0.00%		
Fair	(3)	0	0.00%		
Inadequate	(4)	1	50.00%		
				0 25 50 75 100	
<b>Response Rate</b>					
2/10 (20%)					

5 - Future Plans:					
Response Option	Weight	Frequency	Percent	Percent Responses	Means
Presently enrolled in an advanced degree	(1)	0	0.00%		3.00
Plan to enroll for an advanced degree in the future	(2)	0	0.00%		
Do not plan to seek additional college education	(3)	1	100.00%		
Plan to pursue a military career	(4)	0	0.00%		
				0 25 50 75 100	Question
<b>Response Rate</b>	<b>Mean</b>	<b>STD</b>			
1/10 (10%)	3.00	0.00			

**William Carey University**  
**Graduate Follow-Up Survey 2024-PhD in Nursing Education and Administration**

6 - Employment Status:						
Response Option	Weight	Frequency	Percent	Percent Responses	Means	
Full-Time/In a related field	(1)	1	50.00%		3.00	
Full-time/Not in a related field	(2)	0	0.00%			
Part-time/In a related field	(3)	0	0.00%			
Part-time/Not in a related field	(4)	0	0.00%			
Unemployed/Seeking Employment	(5)	1	50.00%			
Unemployed/Not Seeking Employment	(6)	0	0.00%			
Retired	(7)	0	0.00%			
				0 25 50 75 100	Question	
Response Rate	Mean	STD				
2/10 (20%)	3.00	2.83				




7 - Do you recommend William Carey University to individuals seeking programs similar to the one you completed?						
Response Option	Weight	Frequency	Percent	Percent Responses	Means	
Yes	(1)	2	100.00%		1.00	
No	(2)	0	0.00%			
				0 25 50 75 100	Question	
Response Rate	Mean	STD				
2/10 (20%)	1.00	0.00				




8 - Approximate GPA while attending William Carey University?						
Response Option	Weight	Frequency	Percent	Percent Responses	Means	
3.5-4.0	(4)	2	100.00%		4.00	
3.0-3.5	(3)	0	0.00%			
2.5-3.0	(2)	0	0.00%			
2.0-2.5	(1)	0	0.00%			
				0 25 50 75 100	Question	
Response Rate	Mean	STD				
2/10 (20%)	4.00	0.00				



9 - Were you a Community or Junior college transfer?						
Response Option	Weight	Frequency	Percent	Percent Responses	Means	
Yes	(1)	0	0.00%			
No	(2)	2	100.00%			
				0 25 50 75 100	Question	
Response Rate	Mean	STD				
2/10 (20%)						

10 - Instruction in courses -						
Response Option	Weight	Frequency	Percent	Percent Responses	Means	
Excellent	(4)	0	0.00%		3.00	
Good	(3)	2	100.00%			
Fair	(2)	0	0.00%			
Poor	(1)	0	0.00%			
				0 25 50 75 100	Question	
Response Rate	Mean	STD				
2/10 (20%)	3.00	0.00				

**William Carey University**  
**Graduate Follow-Up Survey 2024-PhD in Nursing Education and Administration**

11 - Accessibility of instructors-						
Response Option	Weight	Frequency	Percent	Percent Responses	Means	
Excellent	(4)	1	50.00%			
Good	(3)	1	50.00%			
Fair	(2)	0	0.00%			
Poor	(1)	0	0.00%			
				0 25 50 75 100	Question	
Response Rate	Mean	STD				
2/10 (20%)	3.50	0.71				

12 - Quality of career preparation-						
Response Option	Weight	Frequency	Percent	Percent Responses	Means	
Excellent	(4)	1	50.00%			
Good	(3)	0	0.00%			
Fair	(2)	1	50.00%			
Poor	(1)	0	0.00%			
				0 25 50 75 100	Question	
Response Rate	Mean	STD				
2/10 (20%)	3.00	1.41				

13 - Overall quality of the academic degree program -						
Response Option	Weight	Frequency	Percent	Percent Responses	Means	
Excellent	(4)	0	0.00%			
Good	(3)	2	100.00%			
Fair	(2)	0	0.00%			
Poor	(1)	0	0.00%			
				0 25 50 75 100	Question	
Response Rate	Mean	STD				
2/10 (20%)	3.00	0.00				



**William Carey University**  
**Graduate Follow-Up Survey 2024-Doctor of Physical Therapy**

1 - I am an active member of a church					
Response Option	Weight	Frequency	Percent	Percent Responses	Means
Yes	(1)	2	100.00%		
No	(2)	0	0.00%		
				0 25 50 75 100	
<b>Response Rate</b>					
2/21 (9.52%)					


2 - Type of Employer:					
Response Option	Weight	Frequency	Percent	Percent Responses	Means
Private	(7)	2	100.00%		
Military	(6)	0	0.00%		
Educational	(5)	0	0.00%		
Federal/State	(4)	0	0.00%		
Church	(3)	0	0.00%		
Other	(2)	0	0.00%		
NA	(1)	0	0.00%		
				0 25 50 75 100	
<b>Response Rate</b>					
2/21 (9.52%)					


3 - Where are you employed?					
Response Option	Weight	Frequency	Percent	Percent Responses	Means
In Mississippi	(1)	2	100.00%		
In Another State	(2)	1	50.00%		
Internationally	(3)	0	0.00%		
				0 25 50 75 100	
<b>Response Rate</b>	2/21 (9.52%)				


4 - Job preparation received at William Carey University:					
Response Option	Weight	Frequency	Percent	Percent Responses	Means
Excellent	(1)	0	0.00%		
Good	(2)	2	100.00%		
Fair	(3)	0	0.00%		
Inadequate	(4)	0	0.00%		
				0 25 50 75 100	
<b>Response Rate</b>	2/21 (9.52%)				


5 - Future Plans:					
Response Option	Weight	Frequency	Percent	Percent Responses	Means
Presently enrolled in an advanced degree	(1)	0	0.00%		3.50
Plan to enroll for an advanced degree in the future	(2)	0	0.00%		
Do not plan to seek additional college education	(3)	1	50.00%		
Plan to pursue a military career	(4)	1	50.00%		
				0 25 50 75 100	Question
<b>Response Rate</b>	<b>Mean</b>	<b>STD</b>			
2/21 (9.52%)	3.50	0.71			


**William Carey University**  
**Graduate Follow-Up Survey 2024-Doctor of Physical Therapy**

6 - Employment Status:									
Response Option	Weight	Frequency	Percent	Percent Responses		Means			
Full-Time/In a related field	(1)	2	100.00%			1.00			
Full-time/Not in a related field	(2)	0	0.00%						
Part-time/In a related field	(3)	0	0.00%						
Part-time/Not in a related field	(4)	0	0.00%						
Unemployed/Seeking Employment	(5)	0	0.00%						
Unemployed/Not Seeking Employment	(6)	0	0.00%						
Retired	(7)	0	0.00%						
				0	25	50	75	100	Question
Response Rate	Mean	STD							
2/21 (9.52%)	1.00	0.00							

7 - Do you recommend William Carey University to individuals seeking programs similar to the one you completed?									
Response Option	Weight	Frequency	Percent	Percent Responses		Means			
Yes	(1)	1	50.00%			1.50			
No	(2)	1	50.00%						
				0	25	50	75	100	Question
Response Rate	Mean	STD							
2/21 (9.52%)	1.50	0.71							

8 - Approximate GPA while attending William Carey University?									
Response Option	Weight	Frequency	Percent	Percent Responses		Means			
3.5-4.0	(4)	2	100.00%			4.00			
3.0-3.5	(3)	0	0.00%						
2.5-3.0	(2)	0	0.00%						
2.0-2.5	(1)	0	0.00%						
				0	25	50	75	100	Question
Response Rate	Mean	STD							
2/21 (9.52%)	4.00	0.00							

9 - Were you a Community or Junior college transfer?									
Response Option	Weight	Frequency	Percent	Percent Responses		Means			
Yes	(1)	0	0.00%						
No	(2)	2	100.00%						
				0	25	50	75	100	Question
Response Rate	Mean	STD							
2/21 (9.52%)									

10 - Instruction in courses -									
Response Option	Weight	Frequency	Percent	Percent Responses		Means			
Excellent	(4)	0	0.00%			3.00			
Good	(3)	2	100.00%						
Fair	(2)	0	0.00%						
Poor	(1)	0	0.00%						
				0	25	50	75	100	Question
Response Rate	Mean	STD							
2/21 (9.52%)	3.00	0.00							

**William Carey University**  
**Graduate Follow-Up Survey 2024-Doctor of Physical Therapy**

11 - Accessibility of instructors-									
Response Option	Weight	Frequency	Percent	Percent Responses		Means			
Excellent	(4)	0	0.00%			3.00			
Good	(3)	2	100.00%						
Fair	(2)	0	0.00%						
Poor	(1)	0	0.00%						
				0	25	50	75	100	Question
Response Rate	Mean	STD							
2/21 (9.52%)	3.00	0.00							

12 - Quality of career preparation-									
Response Option	Weight	Frequency	Percent	Percent Responses		Means			
Excellent	(4)	0	0.00%			3.00			
Good	(3)	2	100.00%						
Fair	(2)	0	0.00%						
Poor	(1)	0	0.00%						
				0	25	50	75	100	Question
Response Rate	Mean	STD							
2/21 (9.52%)	3.00	0.00							

13 - Overall quality of the academic degree program -									
Response Option	Weight	Frequency	Percent	Percent Responses		Means			
Excellent	(4)	0	0.00%			3.00			
Good	(3)	2	100.00%						
Fair	(2)	0	0.00%						
Poor	(1)	0	0.00%						
				0	25	50	75	100	Question
Response Rate	Mean	STD							
2/21 (9.52%)	3.00	0.00							